



# Category 1 - Customer Payments and Cheques

For Standards MT November 2023

## Message Reference Guide

This reference guide contains the category 1 message text standards, including a detailed description of the scope, the format specifications, the rules, the guidelines, and the field specifications of each message type.

20 July 2023

Link to this document: <https://www2.swift.com/go/book/cat1>

# Table of Contents

<b>Introduction.....</b>	<b>6</b>
Overview.....	6
Changes.....	6
Volume Formatting Explanation.....	6
<b>Category 1 Message Types.....</b>	<b>10</b>
<b>Euro - Impact on Category Message Standards.....</b>	<b>13</b>
<b>MT 101 Request for Transfer.....</b>	<b>14</b>
MT 101 Scope.....	14
MT 101 Format Specifications.....	14
MT 101 Network Validated Rules.....	16
MT 101 Usage Rules.....	18
MT 101 Field Specifications.....	20
MT 101 Mapping.....	49
MT 101 Examples.....	51
MT 101 Operating Procedures.....	63
MT 101 Operational Rules & Checklist.....	63
<b>MT 102 Multiple Customer Credit Transfer.....</b>	<b>69</b>
MT 102 Scope.....	69
MT 102 Format Specifications.....	69
MT 102 Network Validated Rules.....	71
MT 102 Usage Rules.....	75
MT 102 Field Specifications.....	81
MT 102 Examples.....	112
MT 102 Checklist.....	115
<b>MT 102 STP Multiple Customer Credit Transfer.....</b>	<b>122</b>
MT 102 STP Scope.....	122
MT 102 STP Format Specifications.....	122
MT 102 STP Network Validated Rules.....	124
MT 102 STP Usage Rules.....	129
MT 102 STP Field Specifications.....	130
MT 102 STP Examples.....	159

MT 102 STP Checklist.....	162
<b>MT 103 Single Customer Credit Transfer.....</b>	<b>169</b>
MT 103 Scope.....	169
MT 103 Format Specifications.....	169
MT 103 Network Validated Rules.....	171
MT 103 Usage Rules.....	174
MT 103 Market Practice Rules.....	179
MT 103 Guidelines.....	179
MT 103 Field Specifications.....	180
MT 103 Examples.....	208
<b>MT 103 REMIT Single Customer Credit Transfer.....</b>	<b>253</b>
MT 103 REMIT Scope.....	253
MT 103 REMIT Format Specifications.....	253
MT 103 REMIT Network Validated Rules.....	255
MT 103 REMIT Usage Rules.....	258
MT 103 REMIT Market Practice Rules.....	263
MT 103 REMIT Guidelines.....	263
MT 103 REMIT Field Specifications.....	264
MT 103 REMIT Examples.....	293
<b>MT 103 STP Single Customer Credit Transfer.....</b>	<b>295</b>
MT 103 STP Scope.....	295
MT 103 STP Format Specifications.....	295
MT 103 STP Network Validated Rules.....	297
MT 103 STP Usage Rules.....	300
MT 103 STP Market Practice Rules.....	305
MT 103 STP Guidelines.....	305
MT 103 STP Field Specifications.....	305
MT 103 STP Examples.....	328
<b>MT 104 Direct Debit and Request for Debit Transfer Message.....</b>	<b>354</b>
MT 104 Scope.....	354
MT 104 Format Specifications.....	354
MT 104 Network Validated Rules.....	356
MT 104 Guidelines.....	360
MT 104 Field Specifications.....	363
MT 104 Examples.....	386

MT 104 Operational Rules and Checklist.....	386
<b>MT 105 EDIFACT Envelope.....</b>	<b>388</b>
MT 105 Scope.....	388
MT 105 Format Specifications.....	388
MT 105 Network Validated Rules.....	388
MT 105 Usage Rules.....	388
MT 105 Field Specifications.....	389
<b>MT 107 General Direct Debit Message.....</b>	<b>392</b>
MT 107 Scope.....	392
MT 107 Format Specifications.....	392
MT 107 Network Validated Rules.....	394
MT 107 Usage Rules.....	397
MT 107 Field Specifications.....	398
MT 107 Examples.....	420
MT 107 Operational Rules and Checklist.....	421
<b>MT 110 Advice of Cheque(s).....</b>	<b>422</b>
MT 110 Scope.....	422
MT 110 Format Specifications.....	422
MT 110 Network Validated Rules.....	422
MT 110 Field Specifications.....	423
MT 110 Examples.....	434
<b>MT 111 Request for Stop Payment of a Cheque.....</b>	<b>438</b>
MT 111 Scope.....	438
MT 111 Format Specifications.....	438
MT 111 Network Validated Rules.....	438
MT 111 Usage Rules.....	438
MT 111 Guidelines.....	438
MT 111 Field Specifications.....	439
MT 111 Examples.....	444
<b>MT 112 Status of a Request for Stop Payment of a Cheque.....</b>	<b>446</b>
MT 112 Scope.....	446
MT 112 Format Specifications.....	446
MT 112 Network Validated Rules.....	446
MT 112 Usage Rules.....	446



MT 112 Field Specifications.....	447
MT 112 Examples.....	452
<b>MT 190 Advice of Charges, Interest and Other Adjustments.....</b>	<b>454</b>
<b>MT 191 Request for Payment of Charges, Interest and Other Expenses.....</b>	<b>455</b>
<b>MT 192 Request for Cancellation.....</b>	<b>456</b>
<b>MT 195 Queries.....</b>	<b>457</b>
<b>MT 196 Answers.....</b>	<b>458</b>
<b>MT 198 Proprietary Message.....</b>	<b>459</b>
<b>MT 199 Free Format Message.....</b>	<b>460</b>
<b>Glossary of Terms.....</b>	<b>461</b>
<b>Legal Notices.....</b>	<b>463</b>

# Introduction

## Overview

Category 1 consists of the following types of customer related payment messages:

- customer credit transfers
- customer debit transfers
- cheque payments

The messages in this category deal with payments, or information about payments, in which the ordering party or the beneficiary, or both, are not financial institutions.

## Changes

Category 1 - Customer Payments and Cheques is not impacted by the November 2023 Standards release.

Swift continually applies editorial enhancements to its documentation to improve quality and ensure consistency. These changes are not published but are controlled in order to ensure that they have no impact on FIN validation.

**Important** This volume contains information effective as of the November 2023 Standards release. Therefore the 22 July 2022 edition of the Standards MT User Handbook volumes remains effective until November 2023.

## Volume Formatting Explanation

This volume of the Standards User Handbook set contains general information about the category and a detailed description of each message type which is currently available for use. For each message type, the following information is provided:

## Message Type Scope

The scope specifies the Sender and Receiver of the message and provides an explanation on how the message is used. In some messages, an example of the message flow is also provided.

## Message Type Format Specifications

The format specifications are the rules for the layout of the message type. This information is provided in table form with the following information:

### MT nnn (Message Type Name)

Status	Tag	Field Name	Content/Options	No.
M	20	Transaction Reference Number	16x	1
M	21	Related Reference	16x	2

Status	Tag	Field Name	Content/Options	No.
<b>Mandatory Sequence A (Sequence Name)</b>				
M	25	Account Identification	35x	3
M	32a	Value Date, Currency Code, Amount	C or D	4
<b>-----&gt; Optional Repetitive Sequence B (Sequence Name)</b>				
O	52a	Ordering Institution	A or D	5
M	71B	Details of Charges	6*35x	6
O	72	Sender to Receiver Information	6*35x	7
-----				
M = Mandatory O = Optional - Network Validated Rules may apply				

- **MT nnn (Message Type Name)** provides the message type number and name
- **Status** indicates if the field is
  - **M** = Mandatory
  - **O** = Optional - Network Validated Rules may apply

The status **M** for fields in optional (sub)sequences means that the field must be present if the (sub)sequence is present and is otherwise not allowed.
- **Tag** is the field identification.
- **Field Name** is the detailed name of the field tag, for this message type.
- **Content/Options** provides permitted field length and characteristics. For information concerning field structure, notation and character restrictions, see the [Standards MT General Information](#).
- **No.** identifies the number of the field in the Field Specifications for the message type.

Some messages are separated into sequences of fields, as shown above. An arrow indicates that a sequence of fields may be repeated.

## MT Network Validated Rules

Network validated rules are validated on the network, that is, rules for which an error code is defined. Rules specified in this section affect more than one field in the message, placing a **condition** on one of the fields specified. They are identified as **Cn**, or conditional rules.

## MT Usage Rules

Usage rules are not validated on the network, that is, rules for which no error code is defined, but are nevertheless mandatory for the correct usage of the message. Rules specified in this section affect more than one field in the message, or more than one Swift message.

## MT Guidelines

Guidelines are not validated on the network and are not mandatory for the correct usage of the message. They concern good practices. Guidelines specified in this section affect more than one field in the message, or more than one Swift message.

## MT Field Specifications

The rules for the use of each field in the message are specified in this section. Each field is identified by its index number (as shown in the **No.** column of the MT Format Specifications), field tag and detailed field name, followed by a description of the field, which may contain some or all of the following:

- **FORMAT** specifies the field formats which are allowed for the field.
- **PRESENCE** indicates if the field is mandatory, optional or conditional in its sequence.
- **DEFINITION** specifies the definition of the field in the message type.
- **CODES** lists all codes available for use in the field. If there is more than one subfield for which codes are defined, each separate code list will be identified with a **CODES** heading. When a list of codes is validated by the network, the error code will be specified.
- **NETWORK VALIDATED RULES** specifies rules that are validated on the network, that is, rules for which an error code is defined. Generally, rules specified in this section affect only the field in which they appear. In some cases, rules which are validated at the message level, that is, rules which affect more than one field, are repeated in this section. This is the case when the rule does not affect the presence of the field, but information within several fields, for example, a currency which must be the same for more than one field in the message.
- **USAGE RULES** specifies rules that are not validated on the network, that is, rules for which no error code is defined, but are nevertheless mandatory for the correct usage of the field. Rules specified in this section affect only the field in which they appear.
- **MARKET PRACTICE RULES** specifies rules published by the Payments Market Practice Group (PMPG). It informs the reader of the existence of a global market practice document on the business process in which the concerned field is used. The absence of a market practice rule notation does not mean that no market practices exist for the concerned field. The presence of a market practice rule is merely an indicator of a known market practice. Furthermore, readers should be aware that in addition to global market practices there may also be country specific requirements that should be considered when using the field. For more details on PMPG market practice documentation, refer to [www.pmpg.info](http://www.pmpg.info).
- **EXAMPLES** provides one or more examples of the field as it will be formatted/used.

## MT Mapping

MT mapping provides an explanation of how to map the fields of the message into another Swift message, either of the same or a different message type.

## MT Examples

Examples are provided to illustrate the correct use of a message. Examples always include the following information:

- **Narrative** provides a brief description of a transaction
- **Information Flow** illustrates the relationships between the parties involved in the message. An explanation of the flow diagram can be found in the [Standards MT General Information](#).

- **Swift Message** provides the message using the defined Swift format, and providing an explanation, where necessary, of the fields which have been used.

## Category 1 Message Types

The following table lists all message types defined in category 1.

For each message type, there is a short description, an indicator whether the message type is signed (Y/N), the maximum message length on input (2,000 or 10,000 characters), whether the use of the message requires registration with Swift for use in a message user group (Y) or not (N) and whether value date ordering (VDO) can be requested for the message (Y/N). Value date ordering criteria are described in the [Standards MT General Information](#).

MT	MT Name	Purpose	Signed <sup>(1)</sup>	Max. Length	MUG	VDO
101	Request For Transfer	Requests to debit a customer's account held at the receiver or at another institution	Y	10,000	Y	Y
102	Multiple Customer Credit Transfer	Conveys multiple payment instructions between financial institutions	Y	10,000	Y	Y
102 STP	Multiple Customer Credit Transfer	Conveys multiple payment instructions between financial institutions	Y	10,000	Y	Y
103	Single Customer Credit Transfer	Instructs a funds transfer	Y	10,000	N	Y
103 STP	Single Customer Credit Transfer	Instructs a funds transfer	Y	10,000	N	Y
103 REMIT	Single Customer Credit Transfer	Instructs a funds transfer	Y	10,000	Y	Y
104	Direct Debit and Request for Debit Transfer	Conveys direct debit instructions or requests for direct debits between financial institutions	Y	10,000	Y	Y
105	EDIFACT Envelope	An envelope which conveys a 2k EDIFACT message	Y	2,000	Y	N
107	General Direct Debit	To order the debit of a debtor's account and to collect payment from this account	Y	10,000	Y	Y
110	Advice of Cheque	Advises or confirms the issuance of a cheque to the drawee bank	Y	2,000	N	Y
111	Request for Stop Payment of a Cheque	Requests the drawee bank to stop payment of a cheque	Y	2,000	N	Y

MT	MT Name	Purpose	Signed <sup>(1)</sup>	Max. Length	MUG	VDO
112	Status of a Request for Stop Payment of a Cheque	Indicates action(s) taken in attempting to stop payment of a cheque	Y	2,000	N	Y
190	Advice of Charges, Interest and Other Adjustments	Advises an account owner of charges, interest and other adjustments	Y	2,000	N	N
191	Request for Payment of Charges, Interest and Other Expenses	Requests payment of charges, interest or other expenses	Y	2,000	N	N
192	Request for Cancellation	Requests the Receiver to consider cancellation of the message identified in the request	Y	2,000	N	N
195	Queries	Requests information relating to a previous message or amendment to a previous message	Y	2,000	N	N
196	Answers	Responds to an MT 195 Query or MT 192 Request for Cancellation or other message where no specific message type has been provided for a response	Y	2,000	N	N
198	Proprietary Message	Contains formats defined and agreed to between users and for those messages not yet live	Y	10,000	N	N
199	Free Format Message	Contains information for which no other message type has been defined	Y	2,000	N	N

(1) A Relationship Management Application (RMA) authorisation is required in order to sign a message.

**Note**

*A Message User Group (MUG), for the purposes of this book, is a group of users who have voluntarily agreed to support the specified message type and have registered with Swift to send or receive the specified message type. These messages are indicated in the preceding table in the column MUG.*

*Registration is free of charge. To register to use one or more message types, submit a registration request (**Order Message User Group**) through **mySWIFT** > Order, change or terminate products > Order Products and Services > Message User Group (MUG).*

*To withdraw from a MUG, use the **Terminate your MUG subscription** request. The form is available through **mySWIFT** > Order, change or terminate products > Terminate and deactivate > Message User Group (MUG).*

*To get the list of other members of a particular MUG, please contact Support.*



# Euro - Impact on Category Message Standards

See the [Standards MT General Information](#) for full details of the Euro-Related Information (ERI) and the impact on Standards MT message types.

# MT 101 Request for Transfer

**Note** The use of this message type requires Message User Group (MUG) registration.

## MT 101 Scope

This message is:

- sent by a financial institution on behalf of a non-financial institution account owner, to an account servicing financial institution or to a forwarding financial institution for further transmission to the account servicing institution.
- sent by a non-financial institution account owner, or a party authorised by the account owner, to an account servicing financial institution or to a forwarding financial institution for further transmission to the account servicing institution.

It is used to move funds from the ordering customer's account(s) serviced at the receiving financial institution or at the account servicing institution, or from an account(s) owned by the ordering customer which the instructing customer has explicit authority to debit, for example, a subsidiary account.

The MT 101 can be used to order the movement of funds:

- between ordering customer accounts, or
- in favour of a third party, either domestically or internationally.

For use of messages in the corporate to bank environment, see the MT message implementation guide for corporate customers available on [www.swift.com](http://www.swift.com).

## MT 101 Format Specifications

The MT 101 consists of two sequences:

- Sequence A General Information is a single occurrence mandatory sequence and contains information to be applied to all individual transactions detailed in sequence B.
- Sequence B Transaction Details is a repetitive sequence; each occurrence provides details of one individual transaction. Fields which appear in both sequences are mutually exclusive.

### MT 101 Request for Transfer

Status	Tag	Field Name	Content/Options	No.
<b>Mandatory Sequence A General Information</b>				
M	20	Sender's Reference	16x	<a href="#">1</a>
O	21R	Customer Specified Reference	16x	<a href="#">2</a>
M	28D	Message Index/Total	5n/5n	<a href="#">3</a>
O	50a	Instructing Party	C or L	<a href="#">4</a>
O	50a	Ordering Customer	F, G, or H	<a href="#">5</a>
O	52a	Account Servicing Institution	A or C	<a href="#">6</a>

Status	Tag	Field Name	Content/Options	No.
O	51A	Sending Institution	[/1!a]/[34x]<crLf>4!a2!a2!c[3!c]	<a href="#">7</a>
M	30	Requested Execution Date	6!n	<a href="#">8</a>
O	25	Authorisation	35x	<a href="#">9</a>
<b>End of Sequence A General Information</b>				
<b>-----&gt; Mandatory Repetitive Sequence B Transaction Details</b>				
M	21	Transaction Reference	16x	<a href="#">10</a>
O	21F	F/X Deal Reference	16x	<a href="#">11</a>
<b>-----&gt;</b>				
O	23E	Instruction Code	4!c/[30x]	<a href="#">12</a>
<b>----- </b>				
M	32B	Currency/Transaction Amount	3!a15d	<a href="#">13</a>
O	50a	Instructing Party	C or L	<a href="#">14</a>
O	50a	Ordering Customer	F, G, or H	<a href="#">15</a>
O	52a	Account Servicing Institution	A or C	<a href="#">16</a>
O	56a	Intermediary	A, C, or D	<a href="#">17</a>
O	57a	Account With Institution	A, C, or D	<a href="#">18</a>
M	59a	Beneficiary	No letter option, A, or F	<a href="#">19</a>
O	70	Remittance Information	4*35x	<a href="#">20</a>
O	77B	Regulatory Reporting	3*35x	<a href="#">21</a>
O	33B	Currency/Original Ordered Amount	3!a15d	<a href="#">22</a>
M	71A	Details of Charges	3!a	<a href="#">23</a>
O	25A	Charges Account	/34x	<a href="#">24</a>
O	36	Exchange Rate	12d	<a href="#">25</a>
<b>-----  End of Sequence B Transaction Details</b>				
M = Mandatory, O = Optional - Network Validated Rules may apply				

## MT 101 Network Validated Rules

- C1** If an exchange rate is given in field 36, the corresponding forex deal must be referenced in field 21F (Error code(s): D54).

Sequence B if field 36 is ...	Sequence B then field 21F is ...
Present	Mandatory
Not present	Optional

- C2** In each occurrence of sequence B, if field 33B is present and 'amount' in field 32B is not equal to zero, then field 36 must be present, otherwise field 36 is not allowed (Error code(s): D60).

Within the same occurrence of sequence B		
If field 33B is ...	And amount in field 32B is ...	Then field 36 is ...
Present	Equal to zero	Not allowed
	Not equal to zero	Mandatory
Not present	Not applicable	Not allowed

- C3** If there is only one debit account, the ordering customer must be identified in field 50a (option F, G or H) in sequence A. Conversely, if multiple debit accounts are used, they must be identified for every transaction in field 50a (option F, G or H) of sequence B.

Consequently, field 50a (option F, G or H), must be present in either sequence A (index 5) or in each occurrence of sequence B (index 15), but must never be present in both sequences, nor be absent from both sequences (Error code(s): D61).

Sequence A if field 50a (option F, G or H) is ...	In every occurrence of sequence B then field 50a (option F, G or H) is ...
Present	Not allowed
Not present	Mandatory

- C4** Field 50a (option C or L), may be present in either sequence A (index 4), or in one or more occurrences of sequence B (index 14), but must not be present in both sequences A and B (Error code(s): D62).

Sequence A if field 50a (option C or L) is ...	Sequence B then field 50a (option C or L) is ...
Present	Not allowed
Not present	Optional in any occurrence

- C5** If field 33B is present in sequence B, its currency code must be different from the currency code in field 32B in the same occurrence of sequence B (Error code(s): D68).

Examples:

Valid	Invalid
:32B:USD1000, :33B:CHF1200,	:32B:USD1000,00 :33B:USD1000,
:32B:CHF1200, :33B:USD1000,	:32B:CHF1200, :33B:CHF1000,00

- C6** Field 52a may be present in either sequence A or in one or more occurrences of sequence B, but must not be present in both sequences (Error code(s): D64).

Sequence A if field 52a is ...	Sequence B then field 52a is ...
Present	Not allowed
Not present	Optional

- C7** If field 56a is present, field 57a must also be present (Error code(s): D65).

If field 56a is ...	Then field 57a is ...
Present	Mandatory
Not present	Optional

- C8** If field 21R is present in sequence A, then in each occurrence of sequence B, the currency code in fields 32B must be the same (Error code(s): D98).

- C9** In each occurrence of sequence B, the presence of fields 33B and 21F is dependent on the presence and value of fields 32B and 23E as follows (Error code(s): E54).

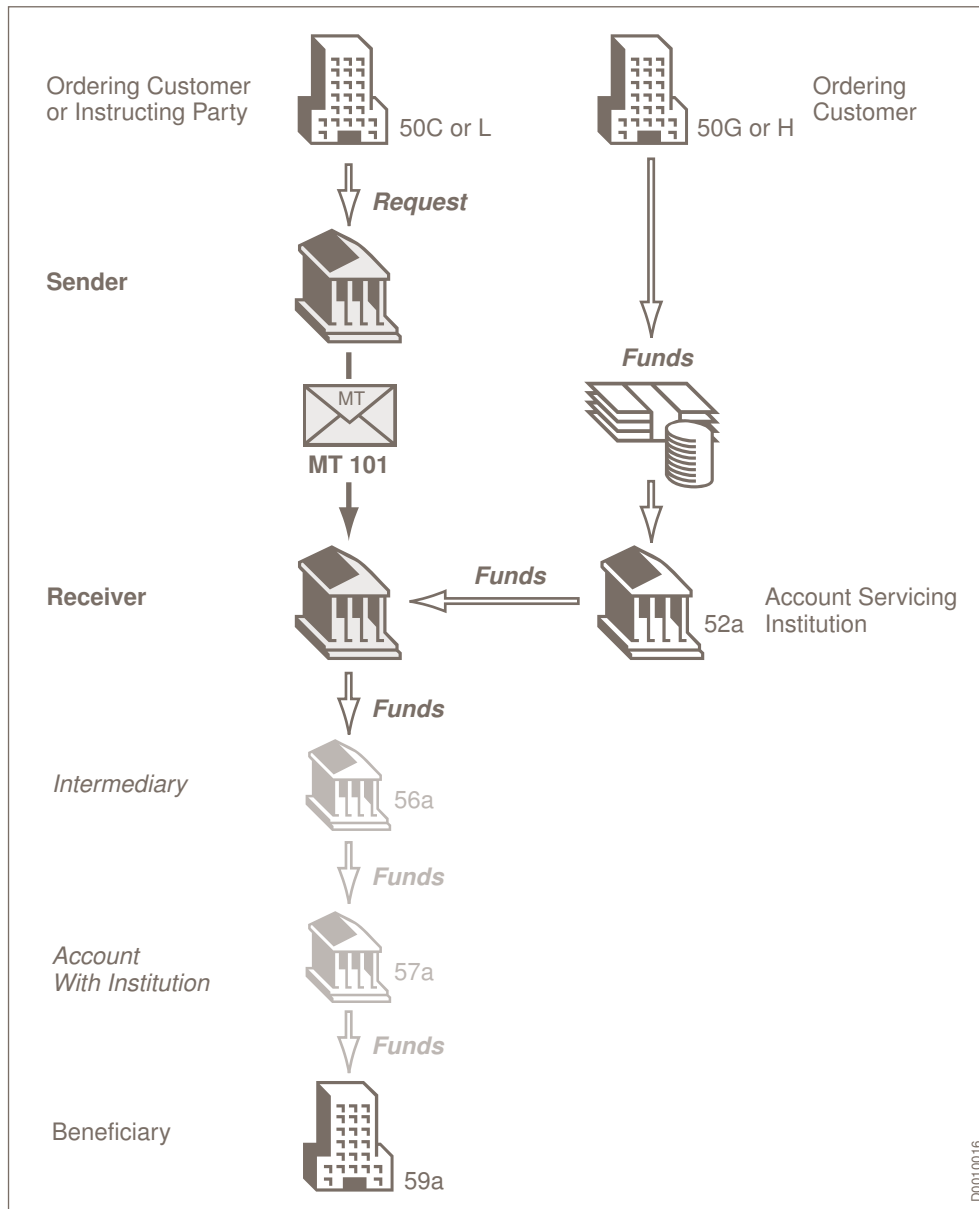
Within the same occurrence of sequence B			
If amount in field 32B is ...	And field 23E is ...	Then field 33B is ...	And field 21F is ...
Equal to zero	Present and code is equal to EQUI	Mandatory	Optional
	Present and code is not equal to EQUI	Not allowed	Not allowed
	Not present	Not allowed	Not allowed

Within the same occurrence of sequence B			
If amount in field 32B is ...	And field 23E is ...	Then field 33B is ...	And field 21F is ...
Not equal to zero	Not applicable	Optional	Optional

## MT 101 Usage Rules

- If field 21R is present in sequence A, and field 28D indicates that more than one message is chained for this request for transfer instruction, the currency code must be the same for all occurrences of field 32B in sequence B of all chained messages.
- In case of an equivalent amount transfer, identified with the code EQUI in field 23E, the transaction amount in field 32B must equal zero.
- In case of sweeping, topping or zero balancing operations, identified with a code in field 23E, the transaction amount in field 32B can equal zero.
- In case field 28D indicates that messages are chained, all messages belonging to the same chain must have exactly the same sender's reference in field 20.
- In case field 28D indicates that messages are chained, sequence A must be repeated and be identical for all messages belonging to the same chain.
- When the currency of the settlement amount is in euro and it is necessary to indicate the equivalent in National Currency Denomination, the following guideline applies:
  - field 32B contains the euro amount, to be executed by the receiver;
  - field 33B contains the currency and value of the instructed amount that is the NCD amount, equivalent to field 32B;
  - field 36 (due to network validated rule 2) contains the fixed conversion rate between the euro and the National Denomination Currency amounts;
  - field 21F (due to network validated rule 1) contains the value "NONREF".

The complete chain of parties and the transaction flow is illustrated by the following figure:



The parties mentioned in the chain are not necessarily different entities. The first column of the table below shows the parties that can be omitted in an MT 101. The second column specifies the party which assumes the role of the party in the first column, when it is not present:

If the following party is missing ...	Its function is assumed by ...
Instructing party	Ordering customer
Account servicing institution	Receiver
Intermediary	Account with institution
Account with institution	Receiver

# MT 101 Field Specifications

## MT 101 - 1. Field 20: Sender's Reference

### Format

16x

### Presence

Mandatory in mandatory sequence A

### Definition

This field specifies the reference assigned by the Sender to unambiguously identify the message.

### Network Validated Rules

This field must not start or end with a slash '/' and must not contain two consecutive slashes '/' (Error code(s): T26).

### Usage Rules

The reference must be unique for each message (or chain of messages) and is part of the message identification and transaction identification which is to be used in related queries, cancellations, etc.

## MT 101 - 2. Field 21R: Customer Specified Reference

### Format

Option R 16x

### Presence

Optional (referenced in rule C8) in mandatory sequence A

### Definition

This field specifies the reference to the entire message assigned by either the:

- instructing party, when present or
- ordering customer, when the instructing party is not present.

### Network Validated Rules

This field must not start or end with a slash '/' and must not contain two consecutive slashes '/' (Error code(s): T26).

### Usage Rules

When this field is present, the ordering customer requests a single debit entry for the sum of the amounts of all transactions in the instruction, even if this instruction is chained in several messages. If the field is not used, all debit items are posted individually.



## MT 101 - 3. Field 28D: Message Index/Total

### Format

Option D	5n/5n	(Message Index) (Total)
----------	-------	-------------------------

### Presence

Mandatory in mandatory sequence A

### Definition

This field chains different messages by specifying the sequence number in the total number of messages.

### Usage Rules

Both the message index and the total number of messages allow the receiver to check that all transactions to be executed have been received.

## MT 101 - 4. Field 50a: Instructing Party

### Format

Option C	4!a2!a2!c[3!c]	(Identifier Code)
Option L	35x	(Party Identifier)

### Presence

Conditional (see rule C4) in mandatory sequence A

### Definition

This field identifies the customer which is authorised by the account owner/account servicing institution to order all the transactions in the message.

### Network Validated Rules

Identifier Code must be a non-financial institution BIC (Error code(s): T27, T28, T29, T45, E57).

### Usage Rules

This field must only be used when the instructing customer is not also the account owner.

## MT 101 - 5. Field 50a: Ordering Customer

### Format

Option F	35x 4*(1!n/33x)	(Party Identifier) (Number/Name and Address)
Option G	/34x 4!a2!a2!c[3!c]	(Account) (Identifier Code)
Option H	/34x 4*35x	(Account) (Name and Address)

In option F, the following line formats must be used (Error code(s): T54):

Line 1 (subfield Party Identifier)	/34x	(Account)
Lines 2-5 (subfield Number/Name and Address)	1!n/33x	(Number) (Details)

Or

Line 1 (subfield Party Identifier)	4!a/2!a/27x	(Code) (Country Code) (Identifier)
Lines 2-5 (subfield Number/Name and Address)	1!n/33x	(Number) (Details)

## Presence

Conditional (see rule C3) in mandatory sequence A

## Definition

This field identifies the account owner whose account is to be debited with all transactions in sequence B.

## Codes

In option F, when Party Identifier is used with the (Code)(Country Code)(Identifier) format, one of the following codes must be used in Code (Error code(s): T55):

ARNU	Alien Registration Number	The code followed by a slash, '/' must be followed by the ISO country code, a slash, '/' and the Alien Registration Number.
CCPT	Passport Number	The code followed by a slash, '/' must be followed by the ISO country code, a slash, '/' and the Passport Number.
CUST	Customer Identification Number	The code followed by a slash, '/' must be followed by the ISO country code of the issuer of the number, a slash, '/', the issuer of the number, a slash, '/' and the Customer Identification Number.
DRLC	Driver's Licence Number	The code followed by a slash, '/' must be followed by the ISO country code of the issuing authority, a slash, '/', the issuing authority, a slash, '/' and the Driver's Licence Number.
EMPL	Employer Number	The code followed by a slash, '/' must be followed by the ISO country code of the registration authority, a slash, '/', the registration authority, a slash, '/' and the Employer Number.
NIDN	National Identity Number	The code followed by a slash, '/' must be followed by the ISO country code, a slash, '/' and the National Identity Number.
SOSE	Social Security Number	The code followed by a slash, '/' must be followed by the ISO country code, a slash, '/' and the Social Security Number.
TXID	Tax Identification Number	The code followed by a slash, '/' must be followed by the ISO country code, a slash, '/' and the Tax Identification Number.

## Codes

In option F, Number must contain one of the following values (Error code(s): T56):

1	Name of Ordering Customer	The number followed by a slash, '/' must be followed by the name of the ordering customer.
2	Address Line	The number followed by a slash, '/' must be followed by an address line (Address Line can be used to provide, for example, street name and number, or building name).
3	Country and Town	<p>The first occurrence of number 3 must be followed by a slash, '/', the ISO country code and, optionally, additional details that are preceded by a slash '/'.  Other occurrences of number 3 must be followed by a slash '/' and the continuation of additional details.  Additional details can contain town, which can be complemented by postal code (for example zip) and country subdivision (for example state, province, or county). The country code and town should, preferably, indicate the country and town of residence.</p>
4	Date of Birth	The number followed by a slash, '/' must be followed by the date of birth in the YYYYMMDD format.
5	Place of Birth	The number followed by a slash, '/' must be followed by the ISO country code, a slash '/' and the place of birth.
6	Customer Identification Number	The number followed by a slash, '/' must be followed by the ISO country code of the issuer of the number, a slash '/', the issuer of the number, a slash '/' and the customer identification number.
7	National Identity Number	The number followed by a slash, '/' must be followed by the ISO country code, a slash '/' and the national identity number.
8	Additional Information	<p>The number followed by a slash, '/' is followed by information that completes one of the following:</p> <ul style="list-style-type: none"> <li>the identifier provided in subfield 1 (Party Identifier) used with the (Code)(Country Code)(Identifier) format.</li> <li>the customer identification number provided in subfield 2 (Name and Address) with number 6.</li> <li>the national identity number provided in subfield 2 (Name and Address) with number 7.</li> </ul>

## Network Validated Rules

Identifier Code must be a non-financial institution BIC (Error code(s): T27, T28, T29, T45, E57).

In option F, subfield 1 (Party Identifier) used with the (Code)(Country Code)(Identifier) format: Country Code must be a valid ISO country code(Error code(s): T73).

In option F, subfield 2 (Name and Address):

- The first line must start with number 1 (Error code(s): T56).
- Numbers must appear in numerical order (Error code(s): T56).
- A line starting with number 3 must be present (Error code(s): T56).
- The first occurrence of number 3 must be followed by a valid ISO country code (Error code(s): T73).

- Numbers 1, 2, and 3 may be repeated. The same number must not occur more than 2 times (Error code(s): T56).
- Number 4 must not be used without number 5 and vice versa (Error code(s): T56).
- Number 4 must be followed by a valid date in the format YYYYMMDD and this date, local to the sender, must not be later than the date on which the message is successfully sent to SWIFT (Error code(s): T50).
- Numbers 5, 6 and 7 must be followed by a valid ISO country code (Error code(s): T73), a slash '/' and additional Details (Error code(s): T56).
- Numbers 4, 5, 6, 7 and 8 must not be repeated (Error code(s): T56).
- The use of number 8 is only allowed in the following instances (Error code(s): T56):
  - to continue information on the Identifier of the ordering customer provided in subfield 1 (Party Identifier) used with the (Code)(Country Code)(Identifier) format.
  - to continue information on the Customer Identification Number provided in subfield 2 (Name and Address) following number 6.
  - to continue information on the National Identity Number provided in subfield 2 (Name and Address) following number 7.

## Usage Rules

Both the account number of the ordering customer at the Receiver or at the account servicing institution and the name and address or the non-financial institution BIC of the ordering customer must be present.

In option F, subfield 2 (Name and Address): Numbers 1, 2 and 3 may be repeated.

In option F, subfield 2 (Name and Address): if number 2 is present, the first occurrence of number 3 must include the town in additional details.

In option F, subfield 1 (Party Identifier) used with the (Code)(Country Code)(Identifier) format: if additional space is required for providing the Identifier of the ordering customer, one of the following options must be used:

1. First option (preferred): Identify the ordering customer with a different identifier where the length is not an issue.
2. Second option: Continue the information in subfield 2 (Name and Address) using number 8.

In option F, subfield 2 (Name and Address): if additional space is required for providing the Customer Identification Number (number 6) or the National Identity Number (number 7) of the ordering customer, one of the following options must be used:

1. First option (preferred): Identify the ordering customer with a different identifier where the length is not an issue.
2. Second option: Continue the information in subfield 2 (Name and Address) using number 8.

When Chinese characters are necessary and when use is bilaterally agreed, the Chinese Commercial Code e-table and guidelines must be followed as published in [www.swift.com](http://www.swift.com) > Standards > Document centre > Market Practice > Chinese Commercial Code eTable Information.

## Example

### Option F - Example 1

```
:50F:/12345678
1/SMITH JOHN
2/299, PARK AVENUE
3/US/NEW YORK, NY 10017
```

**Option F - Example 2**

```
:50F:/BE30001216371411
1/PHILIPS MARK
3/BE/ANTWERPEN
4/19720830
5/BE/BRUSSELS
```

**Option F - Example 3**

```
:50F:DRLC/BE/BRUSSELS/NB0949042
1/DUPONT JACQUES
2/HIGH STREET 6, APT 6C
3/BE/BRUSSELS
```

**Option F - Example 4**

```
:50F:NIDN/DE/121231234342
1/MANN GEORG
3/DE/DUSSELDORF
6/DE/ABC BANK/1234578293
```

**Option F - Example 5**

```
:50F:CUST/DE/ABC BANK/123456789/8-123456
1/MANN GEORG
2/LOW STREET 7
3/DE/FRANKFURT
8/7890
```

*This means that the customer identification number of Mann Georg assigned by ABC Bank is 123456789/8-1234567890.*

## MT 101 - 6. Field 52a: Account Servicing Institution

**Format**

Option A	[/1!a] [/34x] 4!a2!a2!c[3!c]	(Party Identifier) (Identifier Code)
Option C	/34x	(Party Identifier)

**Presence**

Conditional (see rule C6) in mandatory sequence A

**Definition**

This field specifies the account servicing institution - when other than the Receiver - which services the account of the account owner to be debited. This is applicable even if field 50a Ordering Customer contains an IBAN.

**Codes**

In option A, Party Identifier may be used to indicate a national clearing system code.

The following codes may be used, preceded by a double slash '//':

AT	5!n	Austrian Bankleitzahl
AU	6!n	Australian Bank State Branch (BSB) Code
BL	8!n	German Bankleitzahl

CC	9!n	Canadian Payments Association Payment Routing Number
CN	12..14n	China National Advanced Payment System (CNAPS) Code
ES	8..9n	Spanish Domestic Interbanking Code
FW	without 9 digit code	Pay by Fedwire
GR	7!n	HEBIC (Hellenic Bank Identification Code)
HK	3!n	Bank Code of Hong Kong
IE	6!n	Irish National Clearing Code (NSC)
IN	11!c	Indian Financial System Code (IFSC)
IT	10!n	Italian Domestic Identification Code
PL	8!n	Polish National Clearing Code (KNR)
PT	8!n	Portuguese National Clearing Code
SC	6!n	UK Domestic Sort Code

## Codes

In option C, Party Identifier may be used to indicate a national clearing system code.

The following codes may be used, preceded by a double slash '//':

AT	5!n	Austrian Bankleitzahl
AU	6!n	Australian Bank State Branch (BSB) Code
BL	8!n	German Bankleitzahl
CC	9!n	Canadian Payments Association Payment Routing Number
CH	6!n	CHIPS Universal Identifier
CN	12..14n	China National Advanced Payment System (CNAPS) Code
CP	4!n	CHIPS Participant Identifier
ES	8..9n	Spanish Domestic Interbanking Code
FW	9!n	Fedwire Routing Number
GR	7!n	HEBIC (Hellenic Bank Identification Code)
HK	3!n	Bank Code of Hong Kong
IE	6!n	Irish National Clearing Code (NSC)
IN	11!c	Indian Financial System Code (IFSC)

IT	10!n	Italian Domestic Identification Code
PL	8!n	Polish National Clearing Code (KNR)
PT	8!n	Portuguese National Clearing Code
RU	9!n	Russian Central Bank Identification Code
SC	6!n	UK Domestic Sort Code
SW	3..5n	Swiss Clearing Code (BC code)
SW	6!n	Swiss Clearing Code (SIC code)

**Network Validated Rules**

Identifier Code must be a registered financial institution BIC (Error code(s): T27, T28, T29, T45).

Identifier Code must be a financial institution BIC. This error code applies to all types of BICs referenced in a FIN message including connected BICs, non-connected BICs, Masters, Synonyms, Live destinations and Test & Training destinations (Error code(s): C05).

**Usage Rules**

The coded information contained in field 52a should be meaningful to the Receiver of the message.

Option A is the preferred option.

If the account servicing institution cannot be identified by a financial institution BIC, option C should be used containing a 2!a clearing system code preceded by a double slash '//'.

**MT 101 - 7. Field 51A: Sending Institution****Format**

Option A	[/1!a] [/34x]	(Party Identifier)
	4!a2!a2!c [3!c]	(Identifier Code)

**Presence**

Optional in mandatory sequence A

**Definition**

This field identifies the Sender of the message.

**Network Validated Rules**

Field 51A is only valid in FileAct (Error code(s): D63).

**Usage Rules**

At least the first eight characters of the Identifier Code in this field must be identical to the originator of this FileAct message.

The content of field 20 Sender's Reference together with the content of this field provides the message identification which is to be used in the case of queries, cancellations, etc.

## MT 101 - 8. Field 30: Requested Execution Date

### Format

6!n (Date)

### Presence

Mandatory in mandatory sequence A

### Definition

This field specifies the date on which all subsequent transactions should be initiated by the executing bank.

### Network Validated Rules

Date must be a valid date expressed as YYMMDD (Error code(s): T50).

### Usage Rules

This is the date on which the ordering customer's account(s) is (are) to be debited.

## MT 101 - 9. Field 25: Authorisation

### Format

35x

### Presence

Optional in mandatory sequence A

### Definition

This field specifies additional security provisions, for example, a digital signature, between the ordering customer/instructing party and the account servicing financial institution.

### Usage Rules

The purpose of this field is to allow the account servicing institution to confirm that the account owner did indeed authorise this instruction. The account owner and the account servicing institution will agree on the mechanism for providing this security information, for example, the account servicing institution may provide the account owner with an electronic device that generates a new security code each time the account owner requests a new payment.

### Example

:25:298653468  
:25:XQy39Gm03

## MT 101 - 10. Field 21: Transaction Reference

### Format

16x



**Presence**

Mandatory in mandatory sequence B

**Definition**

This field contains the unique reference for the individual transaction contained in a particular occurrence of sequence B.

**Network Validated Rules**

This field must not start or end with a slash '/' and must not contain two consecutive slashes '/' (Error code(s): T26).

**Usage Rules**

In transaction specific queries, cancellations, etc., the Sender's reference together with the content of this field provides the transaction identification.

## MT 101 - 11. Field 21F: F/X Deal Reference

**Format**

Option F 16x

**Presence**

Conditional (see rules C1 and C9) in mandatory sequence B

**Definition**

This field specifies the foreign exchange contract reference between the ordering customer and the account servicing financial institution.

**Codes**

The following code may be used:

NONREF There is no underlying foreign exchange deal to this transaction

**Network Validated Rules**

This field must not start or end with a slash '/' and must not contain two consecutive slashes '/' (Error code(s): T26).

## MT 101 - 12. Field 23E: Instruction Code

**Format**

Option E 4!c[/30x] (Instruction Code) (Additional Information)

**Presence**

Optional (referenced in rule C9) in mandatory sequence B

**Definition**

This field specifies instructions to be used between the ordering customer and the account servicer.

**Codes**

Instruction Code must contain one of the following codes (Error code(s): T47):

CHQB	Cheque	Pay beneficiary customer by cheque only. The optional account number line in field 59a must not be used.
CMSW	Sweep the account	This transaction contains a cash management instruction, requesting to sweep the account of the ordering customer.
CMT0	Top the account	This transaction contains a cash management instruction, requesting to top the account of the ordering customer above a certain floor amount. The floor amount, if not pre-agreed by the parties involved, may be specified after the code.
CMZB	Zero balance the account	This transaction contains a cash management instruction, requesting to zero balance the account of the ordering customer.
CORT	Corporate Trade	Payment is made in settlement of a trade, for example, foreign exchange deal, securities transaction.
EQUI	Equivalent Amount	This transaction contains an instruction requesting to pay the beneficiary customer an amount in one currency, equivalent to an instructed amount in a different currency.
INTC	Intra-Company Payment	A payment between two companies belonging to the same group.
NETS	Net Settlement System	This transaction contains a payment that should be settled via a net settlement system, if available.
OTHR	Other	Used for bilaterally agreed codes/information. The actual bilateral code/information needs to be specified in Additional Information.
PHON	Telephone	This transaction requires the beneficiary to be contacted by telephone and should be followed by the appropriate telephone number. This code is meant for the last financial institution in the chain.
REPA	Related Payment	Payment has a related e-Payments reference.
RTGS	RTGS Payment	This transaction contains a payment that should be settled via a real time gross settlement system, if available.
URGP	Urgent Payment	This transaction contains a time-sensitive payment which should be executed in an expeditious manner.

**Network Validated Rules**

Additional Information is only allowed when Instruction Code consists of one of the following codes: CMT0, PHON, OTHR and REPA (Error code(s): D66).

In each occurrence of sequence B: when this field is repeated, the same code must not be present more than once with the exception of OTHR. The code OTHR may be repeated (Error code(s): E46).

In each occurrence of sequence B: when this field is used more than once, the following combinations are not allowed (Error code(s): D67).

CHQB	with	CMSW
CHQB	with	CMTO
CHQB	with	CMZB
CHQB	with	CORT
CHQB	with	NETS
CHQB	with	PHON
CHQB	with	REPA
CHQB	with	RTGS
CHQB	with	URGP
CMSW	with	CMTO
CMSW	with	CMZB
CMTO	with	CMZB
CORT	with	CMSW
CORT	with	CMTO
CORT	with	CMZB
CORT	with	REPA
EQUI	with	CMSW
EQUI	with	CMTO
EQUI	with	CMZB
NETS	with	RTGS

For example:

Valid	Invalid
:23E:URGP	:23E:CHQB
:23E:CORT	:23E:URGP
	:23E:NETS
	:23E:RTGS

**Usage Rules**

Code REPA indicates that the payment is the result of an initiation performed via an e-payments product between the customers. This code is intended for the beneficiary's bank who should act according to the specifications of the e-payments product.

The use of EQUI is subject to agreements between the ordering customer and beneficiary customer and between the ordering customer and his account servicing institution.

To facilitate the receiving bank's processing when multiple codes are used, the codes must appear in the following order:

- instructions for the receiver of the message (CMSW, CMTO, CMZB, INTC, REPA, CORT, URGP)
- codes impacting the routing or composition of the resulting payment message (NETS, RTGS)
- codes containing instructions for one of the following parties in the transaction chain (CHQB, PHON)
- information codes (OTHR)

**MT 101 - 13. Field 32B: Currency/Transaction Amount****Format**

Option B                      3!a15d                      (Currency) (Amount)

**Presence**

Mandatory (referenced in rules C2, C5, C8, and C9) in mandatory sequence B

**Definition**

This field specifies the currency and the amount of the subsequent transfer to be executed by the Receiver.

**Network Validated Rules**

Currency must be a valid ISO 4217 currency code (Error code(s): T52).

The integer part of Amount must contain at least one digit. A decimal comma is mandatory and is included in the maximum length. The number of digits following the comma must not exceed the maximum number allowed for the specified currency (Error code(s): C03, T40, T43).

The codes XAU, XAG, XPD and XPT are not allowed, as these are codes for commodities for which the category 6 commodities messages must be used (Error code(s): C08).

**Usage Rules**

The amount is subject to deduction of the Receiver's/beneficiary bank's charges if field 71A is BEN or SHA.

**MT 101 - 14. Field 50a: Instructing Party****Format**

Option C                      4!a2!a2!c[3!c]                      (Identifier Code)

Option L                      35x                      (Party Identifier)

**Presence**

Conditional (see rule C4) in mandatory sequence B

**Definition**

This field identifies the customer which is authorised by the account owner/account servicing institution to order the transactions in this particular occurrence of sequence B.

**Network Validated Rules**

Identifier Code must be a non-financial institution BIC (Error code(s): T27, T28, T29, T45, E57).

**Usage Rules**

This field must only be used when the instructing customer is not also the account owner.

**MT 101 - 15. Field 50a: Ordering Customer****Format**

Option F	35x 4*(1!n/33x)	(Party Identifier) (Number/Name and Address)
Option G	/34x 4!a2!a2!c[3!c]	(Account) (Identifier Code)
Option H	/34x 4*35x	(Account) (Name and Address)

In option F, the following line formats must be used (Error code(s): T54):

Line 1 (subfield Party Identifier)	/34x	(Account)
Lines 2-5 (subfield Number/Name and Address)	1!n/33x	(Number) (Details)
Or		
Line 1 (subfield Party Identifier)	4!a/2!a/27x	(Code) (Country Code) (Identifier)
Lines 2-5 (subfield Number/Name and Address)	1!n/33x	(Number) (Details)

**Presence**

Conditional (see rule C3) in mandatory sequence B

**Definition**

This field identifies the ordering customer which is the account owner ordering the transaction in the same occurrence of the sequence.

## Codes

In option F, when Party Identifier is used with the (Code)(Country Code)(Identifier) format, one of the following codes must be used in Code (Error code(s): T55):

ARNU	Alien Registration Number	The code followed by a slash, '/' must be followed by the ISO country code, a slash, '/' and the Alien Registration Number.
CCPT	Passport Number	The code followed by a slash, '/' must be followed by the ISO country code, a slash, '/' and the Passport Number.
CUST	Customer Identification Number	The code followed by a slash, '/' must be followed by the ISO country code of the issuer of the number, a slash, '/', the issuer of the number, a slash, '/' and the Customer Identification Number.
DRLC	Driver's Licence Number	The code followed by a slash, '/' must be followed by the ISO country code of the issuing authority, a slash, '/', the issuing authority, a slash, '/' and the Driver's Licence Number.
EMPL	Employer Number	The code followed by a slash, '/' must be followed by the ISO country code of the registration authority, a slash, '/', the registration authority, a slash, '/' and the Employer Number.
NIDN	National Identity Number	The code followed by a slash, '/' must be followed by the ISO country code, a slash, '/' and the National Identity Number.
SOSE	Social Security Number	The code followed by a slash, '/' must be followed by the ISO country code, a slash, '/' and the Social Security Number.
TXID	Tax Identification Number	The code followed by a slash, '/' must be followed by the ISO country code, a slash, '/' and the Tax Identification Number.

## Codes

In option F, Number must contain one of the following values (Error code(s): T56):

1	Name of Ordering Customer	The number followed by a slash, '/' must be followed by the name of the ordering customer.
2	Address Line	The number followed by a slash, '/' must be followed by an address line (Address Line can be used to provide, for example, street name and number, or building name).
3	Country and Town	<p>The first occurrence of number 3 must be followed by a slash, '/', the ISO country code and, optionally, additional details that are preceded by a slash '/'.</p> <p>Other occurrences of number 3 must be followed by a slash '/' and the continuation of additional details.</p> <p>Additional details can contain town, which can be complemented by postal code (for example zip) and country subdivision (for example state, province, or county). The country code and town should, preferably, indicate the country and town of residence.</p>
4	Date of Birth	The number followed by a slash, '/' must be followed by the date of birth in the YYYYMMDD format.

5	Place of Birth	The number followed by a slash, '/' must be followed by the ISO country code, a slash '/' and the place of birth.
6	Customer Identification Number	The number followed by a slash, '/' must be followed by the ISO country code of the issuer of the number, a slash, '/', the issuer of the number, a slash, '/' and the customer identification number.
7	National Identity Number	The number followed by a slash, '/' must be followed by the ISO country code, a slash, '/' and the national identity number.
8	Additional Information	<p>The number followed by a slash, '/' is followed by information that completes one of the following:</p> <ul style="list-style-type: none"> <li>the identifier provided in subfield 1 (Party Identifier) used with the (Code)(Country Code)(Identifier) format.</li> <li>the customer identification number provided in subfield 2 (Name and Address) with number 6.</li> <li>the national identity number provided in subfield 2 (Name and Address) with number 7.</li> </ul>

### Network Validated Rules

Identifier Code must be a non-financial institution BIC (Error code(s): T27, T28, T29, T45, E57).

In option F, subfield 1 (Party Identifier) used with the (Code)(Country Code)(Identifier) format: Country Code must be a valid ISO country code (Error code(s): T73).

In option F, subfield 2 (Name and Address):

- The first line must start with number 1 (Error code(s): T56).
- Numbers must appear in numerical order (Error code(s): T56).
- A line starting with number 3 must be present (Error code(s): T56).
- Numbers 1, 2, and 3 may be repeated. The same number must not occur more than 2 times (Error code(s): T56).
- Number 4 must not be used without number 5 and vice versa (Error code(s): T56).
- Number 4 must be followed by a valid date in the format YYYYMMDD and this date, local to the sender, must not be later than the date on which the message is successfully sent to SWIFT (Error code(s): T50).
- Numbers 5, 6 and 7 must be followed by a valid ISO country code (Error code(s): T73), a slash '/' and additional Details (Error code(s): T56).
- The first occurrence of number 3 must be followed by a valid ISO country code (Error code(s): T73).
- Numbers 4, 5, 6, 7 and 8 must not be repeated (Error code(s): T56).
- The use of number 8 is only allowed in the following instances (Error code(s): T56):
  - to continue information on the Identifier of the ordering customer provided in subfield 1 (Party Identifier) used with the (Code)(Country Code)(Identifier) format.
  - to continue information on the Customer Identification Number provided in subfield 2 (Name and Address) following number 6.
  - to continue information on the National Identity Number provided in subfield 2 (Name and Address) following number 7.

## Usage Rules

Both the account number of the ordering customer at the Receiver or at the account servicing institution and the name and address or the non-financial institution BIC of the ordering customer must be present.

In option F, subfield 2 (Name and Address): Numbers 1, 2 and 3 may be repeated.

In option F, subfield 2 (Name and Address): if number 2 is present, the first occurrence of number 3 must include the town in additional details.

In option F, subfield 1 (Party Identifier) used with the (Code)(Country Code)(Identifier) format: if additional space is required for providing the Identifier of the ordering customer, one of the following options must be used:

1. First option (preferred): Identify the ordering customer with a different identifier where the length is not an issue.
2. Second option: Continue the information in subfield 2 (Name and Address) using number 8.

In option F, subfield 2 (Name and Address): if additional space is required for providing the Customer Identification Number (number 6) or the National Identity Number (number 7) of the ordering customer, one of the following options must be used:

1. First option (preferred): Identify the ordering customer with a different identifier where the length is not an issue.
2. Second option: Continue the information in subfield 2 (Name and Address) using number 8.

When Chinese characters are necessary and when use is bilaterally agreed, the Chinese Commercial Code e-table and guidelines must be followed as published in [www.swift.com](http://www.swift.com) > Standards > Document centre > Market Practice > Chinese Commercial Code eTable Information.

## Example

### Option F - Example 1

```
:50F:/12345678
1/SMITH JOHN
2/299, PARK AVENUE
3/US/NEW YORK, NY 10017
```

### Option F - Example 2

```
:50F:/BE30001216371411
1/PHILIPS MARK
3/BE/ANTWERPEN
4/19720830
5/BE/BRUSSELS
```

## MT 101 - 16. Field 52a: Account Servicing Institution

### Format

Option A	[/1!a][/34x] 4!a2!a2!c[3!c]	(Party Identifier) (Identifier Code)
Option C	/34x	(Party Identifier)

### Presence

Conditional (see rule C6) in mandatory sequence B



**Definition**

This field specifies the account servicing institution - when other than the Receiver - which services the account of the account owner to be debited. This is applicable even if field 50a Ordering Customer contains an IBAN.

**Codes**

In option A, Party Identifier may be used to indicate a national clearing system code.

The following codes may be used, preceded by a double slash '//':

AT	5!n	Austrian Bankleitzahl
AU	6!n	Australian Bank State Branch (BSB) Code
BL	8!n	German Bankleitzahl
CC	9!n	Canadian Payments Association Payment Routing Number
CN	12..14n	China National Advanced Payment System (CNAPS) Code
ES	8..9n	Spanish Domestic Interbanking Code
FW	without 9 digit code	Pay by Fedwire
GR	7!n	HEBIC (Hellenic Bank Identification Code)
HK	3!n	Bank Code of Hong Kong
IE	6!n	Irish National Clearing Code (NSC)
IN	11!c	Indian Financial System Code (IFSC)
IT	10!n	Italian Domestic Identification Code
PL	8!n	Polish National Clearing Code (KNR)
PT	8!n	Portuguese National Clearing Code
SC	6!n	UK Domestic Sort Code

**Codes**

In option C, Party Identifier may be used to indicate a national clearing system code.

The following codes may be used, preceded by a double slash '//':

AT	5!n	Austrian Bankleitzahl
AU	6!n	Australian Bank State Branch (BSB) Code
BL	8!n	German Bankleitzahl
CC	9!n	Canadian Payments Association Payment Routing Number
CH	6!n	CHIPS Universal Identifier

CN	12..14n	China National Advanced Payment System (CNAPS) Code
CP	4!n	CHIPS Participant Identifier
ES	8..9n	Spanish Domestic Interbanking Code
FW	9!n	Fedwire Routing Number
GR	7!n	HEBIC (Hellenic Bank Identification Code)
HK	3!n	Bank Code of Hong Kong
IE	6!n	Irish National Clearing Code (NSC)
IN	11!c	Indian Financial System Code (IFSC)
IT	10!n	Italian Domestic Identification Code
PL	8!n	Polish National Clearing Code (KNR)
PT	8!n	Portuguese National Clearing Code
RU	9!n	Russian Central Bank Identification Code
SC	6!n	UK Domestic Sort Code
SW	3..5n	Swiss Clearing Code (BC code)
SW	6!n	Swiss Clearing Code (SIC code)

**Network Validated Rules**

Identifier Code must be a registered financial institution BIC (Error code(s): T27, T28, T29, T45).

Identifier Code must be a financial institution BIC. This error code applies to all types of BICs referenced in a FIN message including connected BICs, non-connected BICs, Masters, Synonyms, Live destinations and Test & Training destinations (Error code(s): C05).

**Usage Rules**

The coded information contained in field 52a should be meaningful to the Receiver of the message.

Option A is the preferred option.

If the account servicing institution cannot be identified by a financial institution BIC, option C should be used containing a 2!a clearing system code preceded by a double slash '//'.

**MT 101 - 17. Field 56a: Intermediary****Format**

Option A	[/1!a] [/34x] 4!a2!a2!c[3!c]	(Party Identifier) (Identifier Code)
Option C	/34x	(Party Identifier)

Option D	[/1!a] [/34x] 4*35x	(Party Identifier) (Name and Address)
----------	------------------------	--

**Presence**

Optional (referenced in rule C7) in mandatory sequence B

**Definition**

This field specifies the financial institution through which the transaction must pass to reach the account with institution.

**Codes**

In option A, Party Identifier may be used to indicate a national clearing system code.

The following codes may be used, preceded by a double slash '//':

AT	5!n	Austrian Bankleitzahl
AU	6!n	Australian Bank State Branch (BSB) Code
BL	8!n	German Bankleitzahl
CC	9!n	Canadian Payments Association Payment Routing Number
CN	12..14n	China National Advanced Payment System (CNAPS) Code
ES	8..9n	Spanish Domestic Interbanking Code
FW	without 9 digit code	Pay by Fedwire
GR	7!n	HEBIC (Hellenic Bank Identification Code)
HK	3!n	Bank Code of Hong Kong
IE	6!n	Irish National Clearing Code (NSC)
IN	11!c	Indian Financial System Code (IFSC)
IT	10!n	Italian Domestic Identification Code
NZ	6!n	New Zealand National Clearing Code
PL	8!n	Polish National Clearing Code (KNR)
PT	8!n	Portuguese National Clearing Code
SC	6!n	UK Domestic Sort Code

**Codes**

In option C or D, Party Identifier may be used to indicate a national clearing system code.

The following codes may be used, preceded by a double slash '//':

AT	5!n	Austrian Bankleitzahl
----	-----	-----------------------

AU	6!n	Australian Bank State Branch (BSB) Code
BL	8!n	German Bankleitzahl
CC	9!n	Canadian Payments Association Payment Routing Number
CH	6!n	CHIPS Universal Identifier
CN	12..14n	China National Advanced Payment System (CNAPS) Code
CP	4!n	CHIPS Participant Identifier
ES	8..9n	Spanish Domestic Interbanking Code
FW	9!n	Fedwire Routing Number
GR	7!n	HEBIC (Hellenic Bank Identification Code)
HK	3!n	Bank Code of Hong Kong
IE	6!n	Irish National Clearing Code (NSC)
IN	11!c	Indian Financial System Code (IFSC)
IT	10!n	Italian Domestic Identification Code
NZ	6!n	New Zealand National Clearing Code
PL	8!n	Polish National Clearing Code (KNR)
PT	8!n	Portuguese National Clearing Code
RU	9!n	Russian Central Bank Identification Code
SC	6!n	UK Domestic Sort Code
SW	3..5n	Swiss Clearing Code (BC code)
SW	6!n	Swiss Clearing Code (SIC code)

**Network Validated Rules**

Identifier Code must be a registered financial institution BIC (Error code(s): T27, T28, T29, T45).

Identifier Code must be a financial institution BIC. This error code applies to all types of BICs referenced in a FIN message including connected BICs, non-connected BICs, Masters, Synonyms, Live destinations and Test & Training destinations (Error code(s): C05).

**Usage Rules**

The intermediary may be a branch or affiliate of the Receiver or the account with institution, or an entirely different financial institution.

When one of the codes //FW (with or without the 9-digit number), //AU, //CP or //IN is used, it should appear only once and in the first of the fields 56a and 57a of the payment instruction.

When it is necessary that an incoming SWIFT payment be made to the party in this field via Fedwire, US banks require that the code //FW appears in the optional Party Identifier of field 56a or 57a.

Option A is the preferred option.

If the intermediary cannot be identified by a financial institution BIC, option C should be used containing a 2!a clearing system code preceded by a double slash '//'.

Option D must only be used in exceptional circumstances: when the party cannot be identified by a financial institution BIC, when there is a need to be able to specify a name and address, for example, due to regulatory considerations or when there is a bilateral agreement between the Sender and the Receiver permitting its use.

When qualified by a clearing system code or an account number, the use of option D will enable the automated processing of the instruction(s) by the Receiver.

## MT 101 - 18. Field 57a: Account With Institution

### Format

Option A	[/1!a] [/34x] 4!a2!a2!c[3!c]	(Party Identifier) (Identifier Code)
Option C	/34x	(Party Identifier)
Option D	[/1!a] [/34x] 4*35x	(Party Identifier) (Name and Address)

### Presence

Conditional (see rule C7) in mandatory sequence B

### Definition

This field specifies the financial institution which services the account for the beneficiary customer. This is applicable even if field 59a contains an IBAN.

### Codes

In option A, Party Identifier may be used to indicate a national clearing system code.

The following codes may be used, preceded by a double slash '//':

AT	5!n	Austrian Bankleitzahl
AU	6!n	Australian Bank State Branch (BSB) Code
BL	8!n	German Bankleitzahl
CC	9!n	Canadian Payments Association Payment Routing Number
CN	12..14n	China National Advanced Payment System (CNAPS) Code
ES	8..9n	Spanish Domestic Interbanking Code
FW	without 9 digit code	Pay by Fedwire
GR	7!n	HEBIC (Hellenic Bank Identification Code)
HK	3!n	Bank Code of Hong Kong

IE	6!n	Irish National Clearing Code (NSC)
IN	11!c	Indian Financial System Code (IFSC)
IT	10!n	Italian Domestic Identification Code
NZ	6!n	New Zealand National Clearing Code
PL	8!n	Polish National Clearing Code (KNR)
PT	8!n	Portuguese National Clearing Code
SC	6!n	UK Domestic Sort Code

### Codes

In option C or D, Party Identifier may be used to indicate a national clearing system code.

The following codes may be used, preceded by a double slash '//':

AT	5!n	Austrian Bankleitzahl
AU	6!n	Australian Bank State Branch (BSB) Code
BL	8!n	German Bankleitzahl
CC	9!n	Canadian Payments Association Payment Routing Number
CH	6!n	CHIPS Universal Identifier
CN	12..14n	China National Advanced Payment System (CNAPS) Code
CP	4!n	CHIPS Participant Identifier
ES	8..9n	Spanish Domestic Interbanking Code
FW	9!n	Fedwire Routing Number
GR	7!n	HEBIC (Hellenic Bank Identification Code)
HK	3!n	Bank Code of Hong Kong
IE	6!n	Irish National Clearing Code (NSC)
IN	11!c	Indian Financial System Code (IFSC)
IT	10!n	Italian Domestic Identification Code
NZ	6!n	New Zealand National Clearing Code
PL	8!n	Polish National Clearing Code (KNR)
PT	8!n	Portuguese National Clearing Code
RU	9!n	Russian Central Bank Identification Code

SC	6!n	UK Domestic Sort Code
SW	3..5n	Swiss Clearing Code (BC code)
SW	6!n	Swiss Clearing Code (SIC code)

**Network Validated Rules**

Identifier Code must be a registered financial institution BIC (Error code(s): T27, T28, T29, T45).

Identifier Code must be a financial institution BIC. This error code applies to all types of BICs referenced in a FIN message including connected BICs, non-connected BICs, Masters, Synonyms, Live destinations and Test & Training destinations (Error code(s): C05).

**Usage Rules**

When field 57a is not present, it means that the Receiver is also the account with institution.

When one of the codes //FW (with or without the 9-digit number), //AU, //CP or //IN is used, it should appear only once and in the first of the fields 56a and 57a of the payment instruction.

When it is necessary that an incoming SWIFT payment be made to the party in this field via Fedwire, US banks require that the code //FW appears in the optional Party Identifier of field 56a or 57a.

Option A is the preferred option.

If the account with institution cannot be identified by a financial institution BIC, option C should be used containing a 2!a clearing system code preceded by a double slash '//'.

Option D must only be used in exceptional circumstances: when the party cannot be identified by a financial institution BIC, when there is a need to be able to specify a name and address, for example, due to regulatory considerations or when there is a bilateral agreement between the Sender and the Receiver permitting its use.

When qualified by a clearing system code or an account number, the use of option D will enable the automated processing of the instruction(s) by the Receiver.

**MT 101 - 19. Field 59a: Beneficiary****Format**

No letter option	[ /34x] 4*35x	(Account) (Name and Address)
Option A	[ /34x] 4!a2!a2!c[3!c]	(Account) (Identifier Code)
Option F	[ /34x] 4*(1!n/33x)	(Account) (Number/Name and Address)

**Presence**

Mandatory in mandatory sequence B

**Definition**

This field identifies the beneficiary of the subsequent operation from the particular occurrence of sequence B.

## Codes

In option F, Number/Name and Address must contain one of the following codes (Error code(s): T56):

1	Name of Beneficiary Customer	The number followed by a slash, '/' must be followed by the name of the beneficiary customer.
2	Address Line	The number followed by a slash, '/' must be followed by an address line (Address Line can be used to provide for example, street name and number, building name or post office box number).
3	Country and Town	<p>The first occurrence of number 3 must be followed by a slash, '/', the ISO country code and, optionally, additional details that are preceded by a slash '/'. Other occurrences of number 3 must be followed by a slash '/' and the continuation of additional details. Additional details can contain town, which can be complemented by postal code (for example zip) and country subdivision (for example state, province, or county). The country code and town should, preferably, indicate the country and town of residence, as provided by the ordering customer.</p>

## Network Validated Rules

Identifier Code must be a registered BIC (Error code(s): T27, T28, T29, T45).

In option F, for subfields (Number)(Name and Address):

- The first line must start with number 1 (Error code(s): T56).
- Numbers must appear in numerical order (Error code(s): T56).
- A line starting with number 3 must be present (Error code(s): T56).
- Numbers 1, 2, and 3 may be repeated. The same number must not occur more than 2 times (Error code(s): T56).
- The first occurrence of number 3 must be followed by a valid ISO country code (Error code(s): T73).

## Usage Rules

At least the name or BIC of the beneficiary customer is mandatory.

If the account number of the beneficiary customer is known, it must be stated in Account.

In option F:

- line numbers may be repeated
- if number 2 is present, the first occurrence of number 3 must include the town in the additional details

When Chinese characters are necessary and when use is bilaterally agreed, the Chinese Commercial Code e-table and guidelines must be followed as published in [www.swift.com](http://www.swift.com) > Standards > Document centre > Market Practice > Chinese Commercial Code eTable Information.

## Example

No letter option

```
:59:/BE62510007547061
JOHANN WILLEMS
RUE JOSEPH II, 19
1040 BRUSSELS
```



**Option F - Example 1**

:59F:/BE30001216371411  
1/MARK PHILIPS  
2/HOOGSTRAAT 6, APT 6C  
3/BE/BRUSSELS

**Option F - Example 2**

:59F:/12345678  
1/DEPT OF PROMOTION OF SPICY FISH  
1/CENTER FOR INTERNATIONALISATION  
3/CN

**Option F - Example 3**

:59F:1/JOHN SIMONS  
2/3658 WITMER ROAD  
3/US/POUGHKEEPSIE, NEW YORK 12602  
3/DUTCHESS

## MT 101 - 20. Field 70: Remittance Information

**Format**

4\*35x (Narrative)

**Presence**

Optional in mandatory sequence B

**Definition**

This field specifies details of the individual transactions which are to be transmitted to the beneficiary customer.

**Codes**

One of the following codes may be used, placed between slashes ('/').

INV	Invoice	Invoice (followed by the date, reference and details of the invoice).
IPI	International Payment Instruction	Unique reference identifying a related International Payment Instruction (followed by up to 20 characters).
RFB	Reference for Beneficiary	Reference for the beneficiary customer (followed by up to 16 characters).
ROC	Reference of Customer	Ordering customer's reference.
TSU	Trade Services Utility transaction	The code placed between slashes ('/') must be followed by the TSU transaction identifier, a slash ('/'), the invoice number, a slash ('/') and the amount paid.

**Usage Rules**

For clearing purposes, the Sender must check with the Receiver regarding length restrictions of field 70.

The information specified in this field is intended only for the beneficiary customer, that is, this information only needs to be conveyed by the Receiver.

Multiple references can be used, if separated with a double slash, '/'. Code must not be repeated between two references of the same kind.

For STP purposes, when an ISO 11649 Creditor Reference is present in this field it must be on the first line, without any characters preceding it, and it must be the only information on that line.

Example

```
:70:/RFB/BET072
:70:/INV/abc/SDF-96//1234-234///ROC/98I
U87
:70:/TSU/00000089963-0820-01/ABC-15/256
214,
```

MT 101 - 21. Field 77B: Regulatory Reporting

Format

Option B                      3\*35x                      (Narrative)

In addition to narrative text, the following line formats may be used:

Line 1	/8a/2!a[//additional information]	(Code) (Country Code) (Narrative)
Lines 2-3	[//continuation of additional information]	(Narrative)

Presence

Optional in mandatory sequence B

Definition

This field specifies the codes for the statutory and/or regulatory information required by the authorities in the country of the Receiver or the Sender/originating customer.

Codes

When the residence of either the ordering customer or the beneficiary customer is to be identified, one of the following codes may be used in Code, placed between slashes ('/').

BENEFRES	Residence of the beneficiary customer.
ORDERRES	Residence of the ordering customer.

Usage Rules

Country Code consists of the ISO country code of the country of residence of the ordering customer or beneficiary customer.

The information specified must not have been explicitly conveyed in another field.

## MT 101 - 22. Field 33B: Currency/Original Ordered Amount

### Format

Option B                      3!a15d                      (Currency) (Amount)

### Presence

Conditional (see rule C9, also referenced in rules C2 and C5) in mandatory sequence B

### Definition

This field specifies the original currency and amount as specified by the ordering customer.

### Network Validated Rules

Currency must be a valid ISO 4217 currency code (Error code(s): T52).

The integer part of Amount must contain at least one digit. A decimal comma is mandatory and is included in the maximum length. The number of digits following the comma must not exceed the maximum number allowed for the specified currency (Error code(s): C03, T40, T43).

### Usage Rules

This field is used when the currency and amount are different from those specified in field 32B.

## MT 101 - 23. Field 71A: Details of Charges

### Format

Option A                      3!a                      (Code)

### Presence

Mandatory in mandatory sequence B

### Definition

This field specifies which party will bear the applicable charges for the subsequent transfer of funds.

### Codes

One of the following codes must be used (Error code(s): T08):

BEN	Beneficiary	All transaction charges, including the charges of the financial institution servicing the ordering customer's account, for the subsequent credit transfer(s) are to be borne by the beneficiary customer.
OUR	Our customer charged	All transaction charges for the subsequent credit transfer are to be borne by the ordering customer.
SHA	Shared charges	All transaction charges other than the charges of the financial institution servicing the ordering customer account are borne by the beneficiary customer.

## Usage Rules

These charge codes cover potential charges associated with the sending of subsequent MTs 102, 103. Charges for sending the MT 101 should be handled outside of this message type.

## MT 101 - 24. Field 25A: Charges Account

### Format

Option A                      /34x                      (Account)

### Presence

Optional in mandatory sequence B

### Definition

This field specifies the ordering customer's account number to which applicable transaction charges should be separately applied.

### Usage Rules

When used, the account number must be different from the account number specified in field 50a Ordering Customer.

## MT 101 - 25. Field 36: Exchange Rate

### Format

12d                      (Rate)

### Presence

Conditional (see rule C2, also referenced in rule C1) in mandatory sequence B

### Definition


This field specifies the exchange rate applied by the ordering customer/instructing party when converting the original ordered amount to the transaction amount.

### Network Validated Rules

The integer part of Rate must contain at least one digit. A decimal comma is mandatory and is included in the maximum length (Error code(s): T40, T43).

## MT 101 Mapping

The following illustrates the mapping of a single-transaction MT 101 onto an equivalent MT 103:



National and Banking practices may differ from the mapping shown above.

Mapping onto an MT 103 core is shown for illustration purposes. A multiple MT 101 could also be mapped onto an MT 102 or onto several MTs 103. Mapping onto an MT 103 STP may require more constraints.

### Note:

- Fields 20, 21R, 28D, 51A, 25, 21F and 25A should not be mapped onto the MT 103.
- See **(a)** in the figure above.

If both field 50a Instructing Party (50C or L) and field 50a Ordering Customer (50F, G or H) are present in the MT 101 then, per default, 50a Ordering Customer should be mapped onto the subsequent MT 103.

- See **(b)** in the figure above.

Field 30 of the MT 101 is used to construct subfield 1 of field 32A of the MT 103. Whenever relevant, the Interbank Settlement Date of the MT 103 takes into account the instruction codes present in field 23E of the MT 101 (for example RTGS).

- See **(c)** in the figure above.

As a general rule, field 23E of the MT 101 is mapped to field 23E of the MT 103. However codes CMSW, CMTO, CMZB, NETS and URGP are intended for the receiver of the message and no mapping to the MT 103 is required, except in the case of codes CMSW, CMTO and CMZB where the beneficiary account is not with the receiver of the MT 101. In this case these codes must be mapped to field 70 of the MT 103. Code EQUI is not mapped to a field of the MT103, but its presence in the MT 101 will result in the presence of fields 32A, 33B and 36 in the MT 103.

**Note:**

Some codes require specific mapping action at the executing institution, for example:

- RTGS mapped from the MT 101 to the MT 103 may require the payment to be executed via an RTGS system or code //RT to be added in field 57a of the MT 103
  - CHQB in the MT 101 will lead to the issuance of a cheque by the executing institution when fields 56a and 57a are not present or by specified correspondent when fields 56a and/or 57a are present
  - PHON in the MT 101 should be mapped to PHOB in the MT 103
- See **(d)** in the figure above.

When present, field 33B of the MT 101 is mapped onto field 33B of the MT 103. If field 33B is not present in the MT 101, field 32B of the MT 101 is mapped onto field 33B of the MT 103. In all other cases, field 32B of the MT 101 is used to build subfields 2 and 3 of field 32A of the MT 103.

**Note:**

Charges for the processing of the MT 101 are to be accounted for separately and posted to the account mentioned in field 25A of the MT 101, when present. Below charges relate to the processing of the MT 103 only.

- If field 71A of the MT 101 contains SHA, field 32B of the MT 101 is mapped to subfields 2 and 3 of field 32A of the MT 103.
  - If field 71A of the MT 101 contains OUR and charges are known, charges for the entire transaction are added to field 32B of the MT 101 and mapped in field 32A of the MT 103. In this case, field 71G of the MT 103 may be present.
  - If field 71A of the MT 101 contains OUR and charges are not known, field 32B of the MT 101 is mapped onto field 32A of the MT 103 and field 71G is not present (in this case, the executing institution will be charged back by the next party(ies) in the transaction chain).
  - If field 71A contains BEN, charges of the executing bank are deducted from field 32B from the received MT 101. The result is mapped onto field 32A of the MT 103. In this case, charges of the executing bank will be quoted into field 71F of the MT 103.
- See **(e)** in the figure above.

Fields 56a and 57a:

- If both fields 56a and 57a are not present in the MT 101, the MT 101 triggers a book transfer at the executing institution or issuance of a cheque.
  - If both fields 56a and 57a are present, field 56a maps to the Receiver of the MT 103 and field 57a is mapped in field 57a of the MT 103.
  - If only field 57a is present in the MT 101, field 57a is mapped onto Receiver of the MT 103.
- See **(f)** in the figure above.

It is not mandatory to map field 21 of the MT 101 in the MT 103. However, if desired, it should be mapped onto field 70 of the MT 103 as follows: :70:/ROC/value.

## MT 101 Examples

### Examples on field 50H occurring in sequence A vs. sequence B

The following examples illustrate the use of field 50H appearing in either sequence A or sequence B.

#### Background

A multinational Swiss pharmaceutical company, MAG-NUM, must frequently make £ Sterling payments to different third party companies located in the U.K. MAG-NUM maintains several £ Sterling accounts with its primary U.K. correspondent.

#### Case 1: Ordering customer account appears in sequence A; Single MT 101 with single debit account.

This £ Sterling account holder wishes to make a payment to a third party U.K. supplier. The corresponding MT 101 is:

Explanation	Format
Sender	BNKACH22
Message Type	101
Receiver	BNKAGB22
Message text	
Sender's Reference	:20:FILEREF1
Customer Specified Reference	:21R:UKSUPPLIER090901
Message Index/Total	:28D:1/1
Ordering Customer	:50H:/8754219990 MAG-NUM INC. GENERAL A/C BANHOFFSTRASSE 30 ZURICH, SWITZERLAND
Requested Execution Date	:30:090905
Transaction Reference	:21:TRANSREF1
Currency, Transaction Amount	:32B:GBP12500,
Beneficiary	:59:/1091282 Beneficiary 1 LOW STREET 1 LONDON, UK
Details of Charges	:71A:OUR
End of message text/trailer	

**Case 2: Ordering customer account appears in sequence A; Multiple MT 101 with single debit account.**

This £ Sterling account holder wishes to pay three different third party U.K. suppliers on the same date.

MAG-NUM needs to use the same £ Sterling account for all three payments. The corresponding MT 101 is:

Explanation	Format
Sender	BNKACH22
Message Type	101
Receiver	BNKAGB22
Message text: <i>General Information</i>	
Sender's Reference	:20:FILEREF2
Customer Specified Reference	:21R:UKSUPPLIER090901
Message Index/Total	:28D:1/1
Ordering Customer	:50H:/8754219990 MAG-NUM INC. GENERAL A/C BAHNOFFSTRASSE 30 ZURICH, SWITZERLAND
Requested Execution Date	:30:090905
<i>Transaction Details 1</i>	
Transaction Reference	:21:TRANSREF1
Currency, Transaction Amount	:32B:GBP12500,
Beneficiary	:59:/1091282 Beneficiary 1 LOW STREET 1 LONDON, UK
Details of Charges	:71A:OUR
<i>Transaction Details 2</i>	
Transaction Reference	:21:TRANSREF2
Currency, Transaction Amount	:32B:GBP15000,
Beneficiary	:59:/8123560 Beneficiary 2 HIGH STREET 1 LONDON, UK
Details of Charges	:71A:OUR



Explanation	Format
<i>Transaction Details 3</i>	
Transaction Reference	:21:TRANSREF3
Currency, Transaction Amount	:32B:GBP10000,
Beneficiary	:59:/2179742 Beneficiary3 PARK LANE 9 LONDON, UK
Details of Charges	:71A:OUR
End of message text/trailer	

### Case 3: Ordering customer account appears in sequence B; Multiple MT 101 with multiple debit accounts.

MAG-NUM wants to make payments out of three different £ Sterling accounts it maintains with its primary U.K. correspondent. The corresponding MT 101 is:

Explanation	Format
Sender	BNKACH22
Message Type	101
Receiver	BNKAGB22
Message text: <i>General Information</i>	
Sender's Reference	:20:FILEREF3
Customer Specified Reference	:21R:UKSUPPLIER090901
Message Index/Total	:28D:1/1
Requested Execution Date	:30:090906
<i>Transaction Details 1</i>	
Transaction Reference	:21:TRANSREF1
Currency, Transaction Amount	:32B:GBP12500,
Ordering Customer	:50H:/8754219990 MAG-NUM INC. PRM SUPPLIER 1 A/C BAHNOFFSTRASSE 30 ZURICH, SWITZERLAND

Explanation	Format
Beneficiary	:59:/1091282 Beneficiary1 LOW STREET 1 LONDON, UK
Details of Charges	:71A:OUR
<i>Transaction Details 2</i>	
Transaction Reference	:21:TRANSREF2
Currency, Transaction Amount	:32B:GBP15000,
Ordering Customer	:50H:/3456712356 MAG-NUM INC. PRM SUPPLIER 1 A/C BAHNOFFSTRASSE 30 ZURICH, SWITZERLAND
Beneficiary	:59:/8123560 Beneficiary2 HIGH STREET 1 LONDON, UK
Details of Charges	:71A:OUR
<i>Transaction Details 3</i>	
Transaction Reference	:21:TRANSREF3
Currency, Transaction Amount	:32B:GBP10000,
Ordering Customer	50H:/5678908642 MAG-NUM INC. PRM SUPPLIER 1 A/C BAHNOFFSTRASSE 30 ZURICH, SWITZERLAND
Beneficiary	:59:/2179742 Beneficiary3 PARK LANE 9 LONDON, UK
Details of Charges	:71A:OUR
End of message text/trailer	

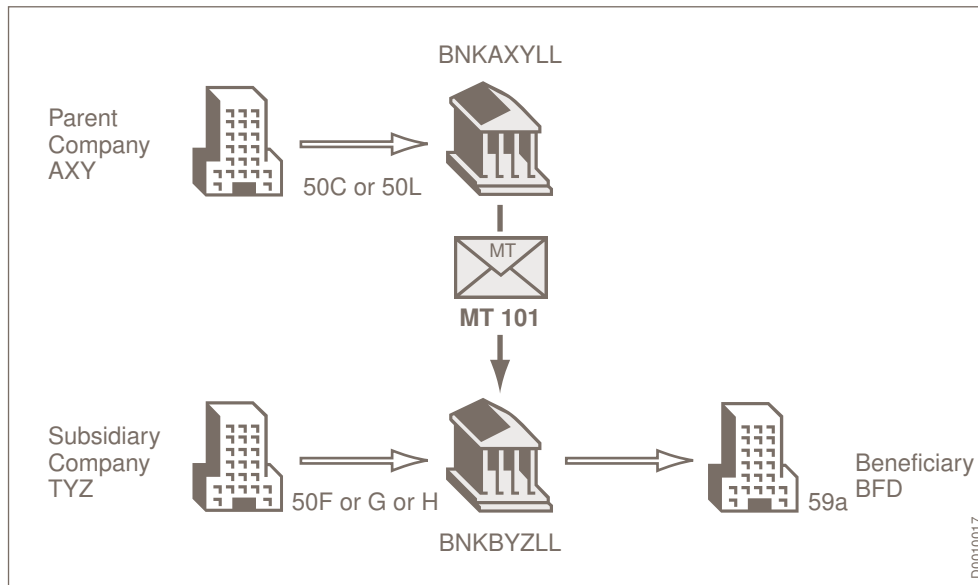
## Examples on field 50L Instructing Party

### Case 1: Parent company paying from a subsidiary account.

Company AXY in country XY wants to pay an invoice from its subsidiary TYZ's account in country YZ.  
Company AXY is authorised to make payments from subsidiary TYZ's account.

Company AXY instructs its bank (BNKAXYLL) in country XY to send an MT 101 Request For Transfer to the bank servicing the account for the subsidiary TYZ (BNKBYZLL) in country YZ, to request a payment to be made from the account of subsidiary TYZ in favour of beneficiary BFD.

As the name of the subsidiary would be meaningless for the beneficiary BFD, the name of the parent company AXY must appear in the Remittance Information field of the MT 101 sent by BNKAXYLL.



## Case 2: Head Office paying from own account on behalf of multiple subsidiaries and itself.

Walt Disney has concentrated its treasury cash management functions into one office, Walt Disney Company in Los Angeles, California. All wire transfer transactions ordered by Walt Disney's subsidiaries - such as Disney Stores, Disney Productions - are sent to the bank by Walt Disney Company.

At its various banks, Walt Disney Company holds master concentration accounts which it uses (debits) to cover any wire transfer transactions made through these banks. Payments which Walt Disney orders may be initiated for itself, or on behalf of one of its subsidiaries.

Scenario:

Account number at Bank of America (to debit):	12345-67891
Account owner:	Walt Disney Company
Subsidiaries:	Disney Stores, Disney Productions
Ordering parties:	Walt Disney Company, Disney Stores, Disney Productions

Payments:

1. On behalf of Disney Stores, for 118,982.05 USD to Wung Lu Manufacturing at Hongkong and Shanghai Banking Corporation (account number 60648929889) in Beijing, CN.
2. On behalf of Disney Productions, for 50,000 USD, to Tristan Recording Studios at Midland Bank (account 0010499) in London, GB.

3. On behalf of Walt Disney Company, for 377,250 USD, to River Paper Company at Wells Fargo Bank (account number 26351-38947) in San Francisco, CA.
4. On behalf of Walt Disney Company, for 132,546.93 USD, to Pacific Telephone at Bank of America (account 12334-98765) in San Francisco, CA.

Walt Disney requests its transfer via First National Bank of Chicago (FNBCUS44), which sends the MT 101 Request For Transfer to Bank of America, San Francisco (BOFAUS6S).

### Payment Messages

Explanation	Format
Sender	FNBCUS44
Message Type	101
Receiver	BOFAUS6S
Message text: <i>General Information</i>	
Sender's Reference	:20:091106-DSNY0001
Message Index/Total	:28D:1/1
Ordering Customer	:50H:/12345-67891 WALT DISNEY COMPANY MOUSE STREET 1 Los Angeles, CA
Requested Execution Date	:30:091106
<i>Transaction Details 1</i>	
Transaction Reference	:21:DS091106WLMCN
Currency, Transaction Amount	:32B:USD118982,05
Instructing Party	:50L:DISNEY STORES SANTA MONICA, CA
Account With Institution	:57A:HSBCCNSHBJG
Beneficiary	:59:/60648929889 WUNG LU MANUFACTURING 23 XIAN MEN WAI AVE. BEIJING
Details of Charges	:71A:OUR
<i>Transaction Details 2</i>	
Transaction Reference	:21:DP091106TRSGB
Currency, Transaction Amount	:32B:USD50000,
Instructing Party	:50L:WALT DISNEY PRODUCTIONS HOLLYWOOD CA
Account With Institution	:57A:MIDLGB22

Explanation	Format
Beneficiary	:59:/0010499 TRISTAN RECORDING STUDIOS 35 SURREY ROAD BROMLEY, KENT
Details of Charges	:71A:OUR
<i>Transaction Details 3</i>	
Transaction Reference	:21:WDC091106RPCUS
Currency, Transaction Amount	:32B:USD377250,
Instructing Party	:50L:WALT DISNEY COMPANY LOS ANGELES, CA
Account With Institution	:57A:WFBUS6S
Beneficiary	:59:/26351-38947 RIVERS PAPER COMPANY 37498 STONE ROAD SAN RAMON, CA
Details of Charges	:71A:OUR
<i>Transaction Details 4</i>	
Transaction Reference	:21:WDC091106PTUS
Currency, Transaction Amount	:32B:USD132546,93
Instructing Party	:50L:WALT DISNEY COMPANY LOS ANGELES, CA
Beneficiary	:59:/12334-98765 Pacific Telephone San Francisco, CA.
Details of Charges	:71A:OUR
End of message test/trailer	

The following payments are the corresponding MTs 103 that Bank of America sends for each applicable payment specified in the above MT 101:

(1)

Explanation	Format
Sender	BOFAUS6S
Message Type	103
Receiver	HSBCCNSHBJG
Unique End-to-end Transaction Reference	121:73c54dda-8513-4046-8616-cf58f5a5bbe1

Explanation	Format
Message text	
Sender's Reference	:20:6S-091106WD0002
Bank Operation Code	:23B:CRED
Value Date, Currency, Interbank Settled Amount	:32A:091106USD118982,05
Ordering Customer	:50K:/12345-67891 WALT DISNEY COMPANY MOUSE STREET 1 Los Angeles, CA
Beneficiary Customer	:59:/60648929889 WUNG LU MANUFACTURING 23 XIAN MEN WAI AVE. BEIJING
Details of Charges	:71A:OUR
End of message text/trailer	

(2)

Explanation	Format
Sender	BOFAUS6S
Message Type	103
Receiver	MIDLGB22
Unique End-to-end Reference	121:42e49874-577d-4e3b-afe5-a540e53a9bb8
Message text	
Sender's Reference	:20:6S-091106WD0003
Bank Operation Code	:23B:CRED
Value Date, Currency, Interbank Settled Amount	:32A:091106USD132546,93
Ordering Customer	:50K:/12345-67891 WALT DISNEY COMPANY MOUSE STREET 1 Los Angeles, CA
Beneficiary Customer	:59:/0010499 TRISTAN RECORDING STUDIOS 35 SURREY ROAD BROMLEY, KENT
Details of Charges	:71A:OUR
End of message text/trailer	

(3)

Although this payment would probably be sent via Fedwire, the MT 103 is shown for illustration purposes.

Explanation	Format
Sender	BOFAUS6S
Message Type	103
Receiver	WFBIUS66
Unique End-to-end Transaction Reference	121:ee361abe-8084-41d1-9253-a9348c319611
Message text	
Sender's Reference	:20:6S-091106WD0001
Bank Operation Code	:23B:CRED
Value Date, Currency, Interbank Settled Amount	:32A:091106USD377250,
Ordering Customer	:50K:/12345-67891 WALT DISNEY COMPANY MOUSE STREET 1 Los Angeles, CA
Beneficiary Customer	:59:/26351-38947 RIVERS PAPER COMPANY 37498 STONE ROAD SAN RAMON, CA
Details of Charges	:71A:OUR
End of message text/trailer	

(4)

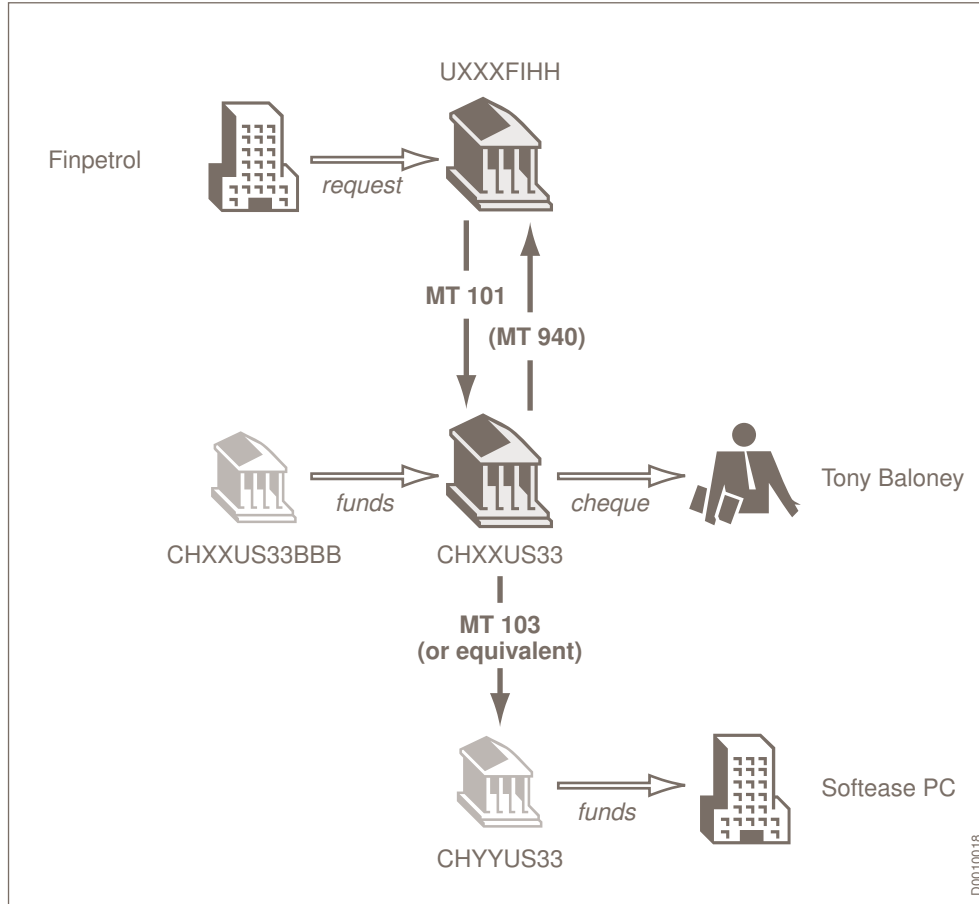
Since this transaction results in a book transfer on Bank of America's books, no corresponding MT 103 is generated. The beneficiary, Pacific Telephone, is advised of this payment via a balance reporting service and printed statement.

## A complete example

Finpetrol, a corporate customer located in Helsinki, Finland sends a multiple MT 101 Request for Transfer payment message through its sending financial institution (UXXXFIHH) to the receiving financial institution (CHXXUS33) with which it also maintains an account. Two transactions contained in this multiple payment message request the Receiver to debit the ordering customer account, and effect payment to the associated beneficiary customers. The third transaction requests the Receiver to **repatriate** funds held in an account (account number 9102099999) at the branch of the Receiver (CHXXUS33BBB), for further credit to Finpetrol's account held at the Receiver (account number 9020123100).

Beneficiary Tony Baloney maintains an account with the Receiver (CHXXUS33), while beneficiary Softease PC maintains an account with a financial institution other than the Receiver, namely the account with institution (CHYYUS33). A software vendor invoice payment to Softease PC and a pension payment to Tony Baloney, in euro (EUR), are contained within this multiple payment message.

Finpetrol supplements its existing agreements with the three financial institutions with which it maintains an account, that is the sending financial institution (UXXXFIHH), the receiving financial institution (CHXXUS33), and the account servicing financial institution (CHXXUS33BBB). The supplement to the existing agreements establishes the basis for an agreement to exchange MT 101 messages.



### MT 101 Request for Transfer message

The details agreed upon by the MT 101 Request for Transfer parties, which are highlighted below for the purpose of this message, are as follows:

- transaction charges have been agreed upon, specified and are not included in the transaction amount
- the exchange rate to be applied to the transaction is known in advance by the ordering customer
- FINPETROL wishes to have its portion of the associated transaction charges posted to a special charges account number: 9101000123

In the interest of simplicity, only 3 transactions have been included in the following MT 101 message.

Explanation	Format
Sender	UXXXFIHH
Message Type	101
Receiver	CHXXUS33



Explanation	Format
Message text: <i>General Information</i>	
Sender's Reference	:20:11FF99RR
Message Index/Total	:28D:1/1
Requested Execution Date	:30:090327
<i>Transaction Details 1</i>	
Transaction Reference	:21:REF501
F/X Deal Reference	:21F:UKNOWIT1234
Currency, Transaction Amount	:32B:USD90000,
Ordering Customer	:50F:/9020123100 1/FINPETROL INC. 2/ANDRELAE SPINKATU 7 3/FI/HELSINKI
Account With Institution	:57C://CP9999
Beneficiary	:59F:/756-857489-21 1/SOFTEASE PC GRAPHICS 2/34 BRENTWOOD ROAD 3/US/SEAFORD, NEW YORK, 11246
Remittance Information	:70:/INV/19S95
Regulatory Reporting	:77B:/BENEFRES/US //34 BRENTWOOD ROAD //SEAFORD, NEW YORK 11246
Currency, Original Ordered Amount	:33B:EUR100000,
Details of Charges	:71A:SHA
Charges Account	:25A:/9101000123
Exchange Rate	:36:0,90
<i>Transaction Details 2</i>	
Transaction Reference	:21:REF502
F/X Deal Reference	:21F:UKNOWIT1234
Instruction Code	:23E:CHQB
Currency, Transaction Amount	:32B:USD1800,
Ordering Customer	:50F:/9020123100 1/FINPETROL INC. 2/ANDRELAE SPINKATU 7 3/FI/HELSINKI

Explanation	Format
Beneficiary	:59F:1/TONY BALONEY 2/MYRTLE AVENUE 3159 3/US/BROOKLYN, NEW YORK 11245
Remittance Information	:70:09-02 PENSION PAYMENT
Currency, Original Ordered Amount	:33B:EUR2000,
Details of Charges	:71A:OUR
Charges Account	:25A:/9101000123
Exchange Rate	:36:0,9
<i>Transaction Details 3</i>	
Transaction Reference	:21:REF503
Instruction Code	:23E:CMZB
Instruction Code	:23E:INTC
Currency, Transaction Amount	:32B:USD0,
Ordering Customer	:50F:/9102099999 1/FINPETROL INC. 2/ANDRELAE SPINKATU 7 3/FI/HELSINKI
Account Servicing Institution	:52A:CHXXUS33BBB
Beneficiary	:59F:/9020123100 1/FINPETROL INC. 2/ANDRELAE SPINKATU 7 3/FI/HELSINKI
Details of Charges	:71A:SHA
End of message text/trailer	

**MT 940 Customer Statement message**

In the following statement message sent by CHXXUS33 to the Sender of the MT 101, the statement line contains the transaction amounts as specified in Field 32B, transaction references as specified in field 21, and the ordering customer account number as specified in field 50H, Account.

Explanation	Format
Sender	CHXXUS33
Message Type	940
Receiver	UXXFIHH

Explanation	Format
Message text	
Transaction Reference Number	:20:MTRFT111
Account Identification	:25:9020123100
Statement Number	:28:101/01
Opening Balance	:60F:090326CUSD100000,
Statement Line	:61:090327D90000, S101REF501 //1010101011
Information to Account Owner	:86:/REMI//INV/19S95
Statement Line	:61:090327D1800,S101REF502 //1010101012
Information to Account Owner	:86:/REMI/03-02 PENSION PAYMENT//PAID BY CHECK
Statement Line	:61:090327C73530,FCMZREF503 //101010BBB3
Information to Account Owner	:86:/ORDP/CHXXUS33BBB
Closing Balance	:62F:090327CUSD81730,
End of message text/trailer	

## MT 101 Operating Procedures

This message requires the implementation of special procedures, with its use governed by at least the following two bilateral agreements:

- Between the account servicing financial institution and the ordering customer.
- Between the sending financial institution and the ordering customer.

Depending on local market practice, additional bilateral agreements may be required, for example:

- Between the sending financial institution and the receiving financial institution.
- Between the account servicing financial institution and the instructing party.

Institutions are recommended to use the MT 101 Operational Rules and Checklist as a guide for establishing their agreements. These bilateral agreements cover the responsibilities/liabilities of the parties of the request for transfer, the transaction amount limits, etc.

## MT 101 Operational Rules & Checklist

This section provides a checklist for MT 101 payments. It is strongly recommended that these guidelines be used by financial institutions as a basis for establishing bilateral or multilateral agreements for the processing of request for transfer payments, that is payments transmitted by MT 101 via FIN, or FileAct.

It is also recommended that all items listed be covered in the bilateral or multilateral agreements. In order to further facilitate the set up of these agreements, common procedures have been defined which financial institutions, if they wish, may override.

The checklist is not intended to provide an exhaustive list of items, nor does SWIFT claim any responsibility for it.

## Bilateral Agreements, General Overview

### Bilateral Agreement 1

Amends an existing agreement between the receiving financial institution and the ordering customer.

This agreement establishes the receiving financial institution's authorisation to accept and act upon ordering customer requested payment instructions received from the sending financial institution. Responsibility of effecting the actual movement of funds is an obligation of the receiving financial institution.

### Bilateral Agreement 2

Amends an existing (electronic payments link) agreement between the sending financial institution and the ordering customer.

This agreement must clarify the obligations of the sending financial institution, including ensuring the integrity of the message received from the ordering customer, and the monitoring of the delivery of the message to the receiving financial institution.

The agreement should also state that the liability of the sending financial institution is limited to the delivery of this message to the SWIFT network in a timely manner. In other words the sending financial institution is not liable for the actual payment.

### Bilateral Agreement 3

Establishes a bilateral agreement between financial institutions exchanging request for transfer messages.

This agreement, if necessary, should further clarify the inter-bank responsibilities of the financial institutions involved in the request for transfer payment flow.

### Bilateral Agreement 4

Establishes a bilateral agreement between the account servicing financial institution and the instructing party/ordering customer.

This agreement, when used, allows the account owner to authorise the account servicing financial institution to effect the transfers ordered by the ordering customer or instructing party.

## Transaction Amount Limits

When financial institutions agree to define amount limits on the individual transactions, their limits should be specified per currency.

When the agreement allows for transactions above amounts to which specific requirements apply, for example regulatory reporting requirements, these requirements and their associated formatting should also be specified in the agreement.

## Charging Options and Amounts

There are three charging options as defined for use in the MT 101, that is OUR, SHA, BEN.

These charges can be an exact amount or formula (percentage). The charges cover the guarantee and processing of transactions which the Receiver provides to the Sender, up to the transactions posting to the Beneficiary's account, or execution of payment to the beneficiary's account with institution. The pricing of incidental bank-customer services, for example the method of advice for daily/weekly/monthly statements, and their subsequent charging, which may differ from institution to institution, are not considered to be part of the charges.

Charges due to	Charges per message	Charges per transaction <sup>(1)</sup>

(1) formula or exact amount

## Dates & Time Frames

The sending financial institution and the receiving financial institution should agree on the time frame needed by the Receiver to execute the payments accepted in its country. This time frame starts as of an agreed upon cut-off time for receipt of incoming messages by the Receiver.

Messages received before the Receiver's cut-off time, will be settled on a pre-agreed upon day which is X number of days following the day of receipt D. For messages received after the Receiver's cut-off time, the settlement time frame will be based on D+1.

D will also be the basis for calculating the requested execution date, that is the date on which the ordering customer account is to be debited.

	Currency 1	Currency 2
Receiver's cut-off time		
Settlement time frame	D (+)	D (+)
Execution time frame for on/us payments (until funds are on account of Beneficiary)	D (+)	D (+)
Execution time frame for not on/us payments (until funds are on the account of Beneficiary)	D (+)	D (+)

### Explanation

D = Date of acceptance and receipt, meaning the message is received by Receiver before their cut-off time;

-or-

D = Date of receipt, and, D + 1 = date of acceptance, meaning the message was received after the Receiver's cut-off time on D.

## Level of Controls/Checks and Acceptance of Messages/ Transactions

Unless otherwise agreed, financial institutions will take as a basis for their controls/checks all current security aspects of FIN or FileAct as well as the MT 101 message syntax and semantics as defined in the MT 101 message specifications.

In order to achieve straight-through processing of the MT 101s exchanged, financial institutions should define checks and controls related to the bilaterally agreed items.

Unless otherwise agreed/required, transactions passing the checks and controls are considered accepted and therefore irrevocable, that is to be posted to the ordering customer account at the Receiver. In FileAct, the positive acknowledgement sent by the Receiver confirms acceptance of the message received. In FIN, no specific message is required.

If transactions do not pass the checks/controls, they will be rejected (see section 5 below).

Checks and controls performed by the Receiver, including error codes prior to the execution of the transactions:

Checks/Controls	Yes/No	Error code
Transaction amount		
Requested execution date		
Validity of sending financial institution		
Account number/validity of ordering customer		
Currency present		
Account number/identification of beneficiary		
Remittance data (Length/Code)		
Instructing code		
Account balance		
Credit limit		
Other		

## Rejects/Returns of Messages/Transactions

For rejects due to a communication failure between the Sender and the Receiver, the existing FIN and FileAct rules apply.

Unless otherwise agreed, messages properly received but failing to pass the checks as defined in section 4 (see above) will be rejected by the Receiver without further processing.

When advising of the transaction/message rejection in FIN, financial institutions are recommended to use either the MT 195, or another message type which follow the SWIFT payment reject guidelines. In

FileAct, financial institutions are recommended to use the negative acknowledgement to advise of the rejection.

The reject advice should contain, at a minimum, the reference of the rejected transaction/message and the corresponding error code(s). The parties should bilaterally agree the maximum delay acceptable for the Receiver to notify the sending financial institution, as well as possible related charges.

Unless otherwise agreed, the notification that is returned to the Sender exempts the Receiver from processing the message. The sending financial institution will, after correction, resubmit the transaction/message.

The return of a rejected transaction/message to the sending financial institution after the transaction/message has been posted to an account of the ordering customer at the Receiver, will cause a settlement. Unless otherwise agreed, this settlement will adhere to the following rules:

- it should be in the same currency as the original transaction currency
- it should take place at a bilaterally agreed value date
- the original ordered transaction amount should remain unchanged
- the settlement should take place via the same account relationship(s)
- normal banking practice prevails.

All subscribers should agree on a maximum number of working days after receipt of the MT 101 for rejecting/returning a transaction/message, and on the associated charges to be applied.

The following chart provides details regarding the transaction/message reject/return:

	Reject	Return
Maximum delay from moment of receipt to advice of the reject/return to Sender		
Charges due to the reject/return		

A **Reject** occurs when the message and/or transaction has not yet been booked, that is, accounting has not yet taken place.

A **Return** occurs when the message and/or transaction has already been booked, that is, accounting has already taken place.

## Cancellations

Unless otherwise agreed or required by law, messages properly received and accepted are to be considered as irrevocable. Cancellation therefore should be the exception.

If, however, cancellations are accepted in the bilateral agreement, the following details should be agreed upon:

	Details
Acceptable delay for the ordering customer to request cancellation of message	
Acceptable delay for acceptance and response by the Receiver to such a request	

	Details
Charges due to the Receiver as a result of such a request	

It is recommended that request for cancellations be sent by MT 192 and responded to by MT 196.



# MT 102 Multiple Customer Credit Transfer

**Note**      *The use of this message type requires Message User Group (MUG) registration.*

## MT 102 Scope

This message is sent by or on behalf of the financial institution of the ordering customer(s) to another financial institution for payment to the beneficiary customer.

It requests the Receiver to credit the beneficiary customer(s) directly or indirectly through a clearing mechanism or another financial institution, or to issue a cheque to the beneficiary.

This message is used to convey multiple payment instructions between financial institutions for clean payments. Its use is subject to bilateral/multilateral agreements between Sender and Receiver.

Amongst other things, these bilateral agreements cover the transaction amount limits, the currencies accepted and their settlement. The multiple payments checklist included below is recommended as a guide for institutions in the setup of their agreements.

## MT 102 Format Specifications

The MT 102 consists of three sequences:

- Sequence A General Information is a single occurrence sequence and contains information which applies to all individual transactions described in sequence B.
- Sequence B Transaction Details is a repetitive sequence. Each occurrence is used to provide details of one individual transaction.
- Sequence C Settlement Details is a single occurrence sequence and contains information about the settlement.

### MT 102 Multiple Customer Credit Transfer

Status	Tag	Field Name	Content/Options	No.
<b>Mandatory Sequence A General Information</b>				
M	20	File Reference	16x	<a href="#">1</a>
M	23	Bank Operation Code	16x	<a href="#">2</a>
O	51A	Sending Institution	[/1!a][/34x]<crLf>4!a2!a2!c[3!c]	<a href="#">3</a>
O	50a	Ordering Customer	A, F, or K	<a href="#">4</a>
O	52a	Ordering Institution	A, B, or C	<a href="#">5</a>
O	26T	Transaction Type Code	3!c	<a href="#">6</a>
O	77B	Regulatory Reporting	3*35x	<a href="#">7</a>
O	71A	Details of Charges	3!a	<a href="#">8</a>
O	36	Exchange Rate	12d	<a href="#">9</a>

Status	Tag	Field Name	Content/Options	No.
<b>End of Sequence A General Information</b>				
<b>-----&gt; Mandatory Repetitive Sequence B Transaction Details</b>				
M	21	Transaction Reference	16x	<a href="#">10</a>
M	32B	Transaction Amount	3!a15d	<a href="#">11</a>
O	50a	Ordering Customer	A, F, or K	<a href="#">12</a>
O	52a	Ordering Institution	A, B, or C	<a href="#">13</a>
O	57a	Account With Institution	A or C	<a href="#">14</a>
M	59a	Beneficiary Customer	No letter option, A, or F	<a href="#">15</a>
O	70	Remittance Information	4*35x	<a href="#">16</a>
O	26T	Transaction Type Code	3!c	<a href="#">17</a>
O	77B	Regulatory Reporting	3*35x	<a href="#">18</a>
O	33B	Currency/Instructed Amount	3!a15d	<a href="#">19</a>
O	71A	Details of Charges	3!a	<a href="#">20</a>
<b>-----&gt;</b>				
O	71F	Sender's Charges	3!a15d	<a href="#">21</a>
<b>----- </b>				
O	71G	Receiver's Charges	3!a15d	<a href="#">22</a>
O	36	Exchange Rate	12d	<a href="#">23</a>
<b>-----  End of Sequence B Transaction Details</b>				
<b>Mandatory Sequence C Settlement Details</b>				
M	32A	Value Date, Currency Code, Amount	6!n3!a15d	<a href="#">24</a>
O	19	Sum of Amounts	17d	<a href="#">25</a>
O	71G	Sum of Receiver's Charges	3!a15d	<a href="#">26</a>
<b>-----&gt;</b>				
O	13C	Time Indication	/8c/4!n1!x4!n	<a href="#">27</a>
<b>----- </b>				
O	53a	Sender's Correspondent	A or C	<a href="#">28</a>

Status	Tag	Field Name	Content/Options	No.
O	54A	Receiver's Correspondent	[/1!a][/34x]<crLf>4!a2!a2!c[3!c]	<a href="#">29</a>
O	72	Sender to Receiver Information	6*35x	<a href="#">30</a>
<b>End of Sequence C Settlement Details</b>				
M = Mandatory, O = Optional - Network Validated Rules may apply				

## MT 102 Network Validated Rules

- C1** If field 19 is present in sequence C, it must equal the sum of the amounts in all occurrences of field 32B (Error code(s): C01).
- C2** The currency code in the fields 71G, 32B and 32A must be the same for all occurrences of these fields in the message (Error code(s): C02).
- C3** Field 50a must be present either in sequence A or in each occurrence of sequence B, but it must never be present in both sequences, nor be absent from both sequences (Error code(s): D17).

If 50a in sequence A is ...	Then 50a in each sequence B is ...
Present	Not allowed
Not present	Mandatory

- C4** Field 71A must be present either in sequence A or in each occurrence of sequence B, but it must never be present in both sequences, nor be absent from both sequences (Error code(s): D20).

Sequence A if field 71A is ...	In each occurrence of sequence B then field 71A is ...
Present	Not allowed
Not present	Mandatory

- C5** If a field 52a, 26T or 77B is present in sequence A, that field must not be present in any occurrence of sequence B. When a field 52a, 26T or 77B is present in any occurrence of sequence B, that field must not be present in sequence A (Error code(s): D18).

Sequence A if field 52a is ...	In each occurrence of sequence B then field 52a is ...
Present	Not allowed
Not present	Optional

Sequence A if field 26T is ...	In each occurrence of sequence B then field 26T is ...
Present	Not allowed
Not present	Optional

Sequence A if field 77B is ...	In each occurrence of sequence B then field 77B is ...
Present	Not allowed
Not present	Optional

- C6** Field 36 (sequence A or sequence B) must be present in the message if there is any sequence B which contains a field 33B with a currency code different from the currency code in field 32B; in all other cases, field 36 is not allowed in the message.

When a field 36 (sequence A or sequence B) is required, EITHER field 36 must be present in sequence A and not in any sequence B, OR it must be present in every sequence B which contains fields 32B and 33B with different currency codes and must not be present in sequence A or any other sequence B (Error code(s): D22).

Sequence A	Sequence B	
If field 36 is present	Then in minimum one occurrence of sequence B field 33B must be present and currency codes in fields 32B and 33B must be different	And field 36 is not allowed in any occurrence of sequence B

Sequence A	In each occurrence of sequence B		
If field 36 is ...	If field 33B is ...	And currency codes in fields 32B and 33B are ...	Then field 36 is ...
Not present	Present	Equal	Not allowed
		Not equal	Mandatory
	Not present	Not applicable	Not allowed

- C7** If field 23 contains the code CHQB, the Account Number must not be present in field 59a. In all other cases, it is mandatory (Error code(s): D93).

If 23 contains ...	Account Number line of 59a ...
CHQB	Not allowed

If 23 contains ...	Account Number line of 59a ...
Other	Mandatory

Examples:

Valid	Invalid
:23:CHQB (CrLf) :59:xxxxx (CrLf)	:23:CHQB (CrLf) :59:/xxxxx (CrLf) xxxxx (CrLf)
:23:CREDIT (CrLf) :59:/xxxxx (CrLf) xxxxx (CrLf)	:23:CREDIT (CrLf) :59:xxxxx (CrLf) xxxxx (CrLf)
:23:CRTST (CrLf) :59:/xxxxx (CrLf) xxxxx (CrLf)	:23:CRTST (CrLf) :59:xxxxx (CrLf) xxxxx (CrLf)

- C8** If the country codes of the Sender's and the Receiver's BICs are within the following list: AD, AT, BE, BG, BV, CH, CY, CZ, DE, DK, EE, ES, FI, FR, GB, GF, GI, GP, GR, HU, IE, IS, IT, LI, LT, LU, LV, MC, MQ, MT, NL, NO, PL, PM, PT, RE, RO, SE, SI, SJ, SK, SM, TF and VA, then field 33B is mandatory in each occurrence of sequence B, otherwise field 33B is optional (Error code(s): D49).

If country code of Sender's BIC equals one of the listed country codes	And country code of Receiver's BIC equals one of the listed country codes	In each occurrence of sequence B then field 33B is ...
Yes	Yes	Mandatory
Yes	No	Optional
No	Yes	Optional
No	No	Optional

**Note** See Rule C10

- C9** If field 71A in sequence A contains OUR, then field 71F is not allowed and field 71G is optional in any occurrence of sequence B (Error code(s): E13).

In sequence A if field 71A is ...	In each occurrence of sequence B	
	Then field(s) 71F is (are) ...	And field 71G is ...
OUR	Not allowed	Optional

If field 71A in sequence B contains OUR, then field 71F is not allowed and field 71G is optional in the same occurrence of sequence B (Error code(s): E13).

In sequence B if field 71A is ...	In the same occurrence of sequence B	
	Then field(s) 71F is (are) ...	And field 71G is ...
OUR	Not allowed	Optional

**Note** See rule C4 (rule C4 takes precedence over rule C9)

If field 71A in sequence A contains SHA, then fields 71F are optional and field 71G is not allowed in any occurrence of sequence B (Error code(s): D50).

In sequence A if field 71A is ...	In each occurrence of sequence B	
	Then field(s) 71F is (are) ...	And field 71G is ...
SHA	Optional	Not allowed

If field 71A in sequence B contains SHA, then fields 71F are optional and field 71G is not allowed in the same occurrence of sequence B (Error code(s): D50).

In sequence B if field 71A is ...	In the same occurrence of sequence B	
	Then field(s) 71F is (are) ...	And field 71G is ...
SHA	Optional	Not allowed

**Note** See rule C4 (rule C4 takes precedence over rule C9)

If field 71A in sequence A contains BEN, then at least one occurrence of field 71F is mandatory in each occurrence of sequence B and field 71G is not allowed (Error code(s): E15).

In sequence A if field 71A is ...	In each occurrence of sequence B	
	Then field(s) 71F is (are) ...	And field 71G is ...
BEN	Mandatory	Not allowed

If field 71A in sequence B contains BEN, then at least one occurrence of field 71F is mandatory in the same occurrence of sequence B and field 71G is not allowed (Error code(s): E15).

In sequence B if field 71A is ...	In the same occurrence of sequence B	
	Then field(s) 71F is (are) ...	And field 71G is ...
BEN	Mandatory	Not allowed

**Note** See rules C4 (rule C4 takes precedence over rule C9)

**C10** If either field 71F (at least one occurrence) or field 71G are present in an occurrence of sequence B, then field 33B is mandatory in the same occurrence of sequence B (Error code(s): D51).

In each occurrence of sequence B		
If field 71F is ...	And field 71G is ...	Then field 33B is ...
Present	Present	Rejected <sup>(1)</sup>
Present	Not present	Mandatory
Not present	Present	Mandatory
Not present	Not present	Optional

(1) both fields 71F and 71G present is not a valid combination, see rule C9.

**C11** If field 71G is present in an occurrence of sequence B, then field 71G is mandatory in the sequence C (Error code(s): D79).

If in any occurrence of sequence B field 71G is ...	In sequence C then field 71G is ...
Present	Mandatory

## MT 102 Usage Rules

- If a registered user receives an MT 102 without bilateral agreement with the Sender, the Receiver should query the message according to normal banking practice.
- When sending the MT 102 via FileAct, institutions must use the payment-related profile.

## Usage Rules for Amount Related Fields

There is a relationship between the amount related fields 33B, 32B, 36, 71G, 71F, 19 and 32A which may be logically expressed in the following formulas:

- For each occurrence of sequence B, the instructed amount in field 33B, adjusted with the exchange rate in field 36, minus the Sender's charges in field(s) 71F, equals the transaction amount in field 32B.
- The sum of all transaction amounts in fields 32B, equals the total amount in field 19.
- The sum of all Receiver's charges in fields 71G of sequence B, equals the total Receiver's charges of field 71G in sequence C.
- The total amount in field 19 (or the sum of all transaction amounts in fields 32B), plus the total Receiver's charges in field 71G of sequence C, equals the interbank settled amount in field 32A.

Presence of the fields mentioned above is subject to the conditional field rules C5, C6, C8, C9, C10 and C11. If a field is not present, that field must not be taken into account in the formula. If field 71F is present more than once, all occurrences of that field must be taken into account in the formula.

Sequence A if field 71A is ...	Sequence B		
	then field 32B is ...	field 71F is ...	and field 71G is ...
OUR	Net amount to be credited to the Beneficiary.  Charges have been prepaid by the ordering customer.	Not allowed	Optional
SHA	Amount as instructed by the originator, for example, invoice amount.  Receiver will deduct its own charges.	Optional	Not allowed
BEN	Amount as instructed by the originator, after sending bank has deducted its charges.  Receiver will deduct its charges.	At least one occurrence mandatory	Not allowed

Sequence A if field 71A is ...	Sequence C		
	then field 19 is ...	field 32A is ...	and field 71G is ...
OUR	Sum of field(s) 32B of sequence B	Settlement Amount equals field 19 plus field 71G of sequence C	Sum of fields 71G of sequences B
SHA	Not used	Settlement Amount equals Sum of field(s) 32B of sequence B	Not allowed
BEN	Not used	Settlement Amount equals Sum of field(s) 32B of sequence B	Not allowed

## Examples Transaction A

- Pay the equivalent of EUR1000,00 in GBP to a beneficiary in the United Kingdom
- The exchange rate is 1 EUR for 0,61999 GBP
- Ordering bank's (sending bank's) transaction charge is EUR 5 (=GBP 3,1)
- Beneficiary bank's (receiving bank's) transaction charge is GBP 4 (=EUR 6,45)

### Example A1: Charging option is OUR

1. Amount debited from the ordering customer's account



Original ordered amount	EUR	1000,00
+ Sender's charges	EUR	5,00
+ Receiver's charges	EUR	6,45
= Debit amount	EUR	1011,45

## 2. MT 102 extract:

	Field Tag	Content	
Sequence B	32B	GBP	619,99
	33B	EUR	1000,00
	71A		OUR
	71G	GBP	4,00
	36		0,61999
Sequence C	19	GBP	619,99
	32A	GBP	623,99
	71G	GBP	4,00

3. The subsequent MT 950 shows one debit entry for GBP 623,99, that is, field 32A, sequence C.

4. Amount credited to the beneficiary:

Credit Amount	GBP	619,99
---------------	-----	--------

**Example A2: Charging option is SHA**

1. Amount debited from the ordering customer's account:

Original ordered amount	EUR	1000,00
+ Sender's charges	EUR	5,00
= Debit amount	EUR	1005,00

2. MT 102 extract:

	Field Tag	Content	
Sequence B	32B	GBP	619,99
	33B	EUR	1000,00

	Field Tag	Content	
	71A		SHA
	36		0,61999
Sequence C	32A	GBP	619,99

- The subsequent MT 950 shows one debit entry for GBP 619,99, that is, field 32A, sequence C.
- Amount credited to the beneficiary:

Interbank Settlement Amount	GBP	619,99
- Receiver's charges	GBP	4,00
= Credit Amount	GBP	615,99

### Example A3: Charging option is BEN

- Amount debited to the ordering customer's account:

Original ordered amount = Debit amount	EUR	1000,00
--	-----	---------

- MT 102 extract:

	Field Tag	Content	
Sequence B	32B	GBP	616,89
	33B	EUR	1000,00
	71A		BEN
	71F	GBP	3,10
	36		0,61999
Sequence C	32A	GBP	616,89

- The subsequent MT 950 shows one debit entry for GBP 616,89, that is, field 32A, sequence C.
- Amount credited to the beneficiary:

Equivalent of ordered amount	GBP	619,99
- Sender's charges	GBP	3,10
- Receiver's charges	GBP	4,00
= Credit amount	GBP	612,89

## Examples Transaction B

- Pay GBP 1000,00 to a beneficiary in the United Kingdom
- The exchange rate is 1 EUR for 0,61999 GBP
- Ordering bank's (sending bank's) transaction charge is EUR 5 (=GBP 3,1)
- Beneficiary bank's (receiving bank's) transaction charge is GBP 4 (=EUR 6,45)
- The ordering customer has an account in euro
- Sender and Receiver's BIC are within the EU-country list

### Example B1: Charging option is OUR

1. Amount debited to the ordering customer's account:

Debit on EUR account		
Equivalent of ordered amount	EUR	1612,93
+ Sender's charges	EUR	5,00
+ Receiver's charges	EUR	6,45
= Debit amount	EUR	1624,38

2. MT 102 extract

	Field Tag	Content	
Sequence B	32B	GBP	1000,00
	33B	GBP	1000,00
	71A		OUR
	71G	GBP	4,00
Sequence C	19	GBP	1000,00
	32A	GBP	1004,00
	71G	GBP	4,00

**Note** Field 36 does not have to be used since currency in fields 32A and 33B is the same.

3. The subsequent MT 950 shows one debit entry for GBP1004,00, that is, field 32A, sequence C.
4. Amount credited to the beneficiary:

Original ordered amount = Credit amount	GBP	1000,00
---	-----	---------

## Example B2: Charging option is SHA

1. Amount debited to the ordering customer's account:

Debit on EUR-account		
Equivalent of ordered amount	EUR	1612,93
+ Sender's charges	EUR	5,00
= Debit amount	EUR	1617,93

2. MT 102 extract:

	Field Tag	Content	
Sequence B	32B	GBP	1000,00
	33B	GBP	1000,00
	71A		SHA
Sequence C	32A	GBP	1000,00

3. The subsequent MT 950 shows one debit entry for GBP 1000,00, that is, field 32A, sequence C.
4. Amount credited to the beneficiary:

Amount in 32A	GBP	1000,00
- Receiver's charges	GBP	4,00
= Credit amount	GBP	996,00

## Example B3: Charging option is BEN

1. Amount debited to the ordering customer's account:

Debit on:	EUR account
Equivalent of ordered amount = Debit amount	EUR 1612,93

2. MT 102 extract:

	Field Tag	Content	
Sequence B	32B	GBP	996,90
	33B	GBP	1000,00
	71A		BEN

	Field Tag	Content	
	71F	GBP	3,10
Sequence C	32A	GBP	996,90

**Note** *Field 36 does not have to be used since currency in fields 32A and 33B is the same.*

- The subsequent MT 950 shows one debit entry for GBP 996,90, that is, field 32A, sequence C.
- Amount credited to the beneficiary:

Original ordered amount	GBP	1000,00
- Sender's charges	GBP	3,10
- Receiver's charges	GBP	4,00
= Credit amount	GBP	992,90

**Note** *The beneficiary is also advised of the Sender's charges of GBP 3,10.*

## MT 102 Field Specifications

### MT 102 - 1. Field 20: File Reference

#### Format

16x

#### Presence

Mandatory in mandatory sequence A

#### Definition

This field specifies the reference assigned by the Sender to unambiguously identify the message.

#### Network Validated Rules

This field must not start or end with a slash '/' and must not contain two consecutive slashes '/' (Error code(s): T26).

#### Usage Rules

This reference must be quoted in any related confirmation or statement, for example, MT 900 Confirmation of Debit and/or 950 Statement Message.

The file reference must be unique for each file and is part of the file identification and transaction identification which is used in case of queries, cancellations etc.

## MT 102 - 2. Field 23: Bank Operation Code

### Format

16x

Must be formatted as:

6a

### Presence

Mandatory (referenced in rule C7) in mandatory sequence A

### Definition

This field identifies the type of operation.

### Codes

One of the following codes, or bilaterally agreed codes of maximum 6 alphabetic, upper case characters, should be used:

CHQB	Cheque	Pay beneficiary customer by cheque only. The optional account number line in field 59a must not be used.
CREDIT	Credit transfer(s)	This message contains credit transfer(s) to be processed according to the pre-established bilateral agreement between the Sender and the Receiver.
CRTST	Test credit transfer	This message contains credit transfers for test purpose(s).
SPAY	SWIFTPay	This message contains credit transfer(s) to be processed according to the SWIFTPay Service Level.

### Usage Rules

As tests in FIN should be done in Test &amp; Training, the code CRTST is only valid when sent by a Test &amp; Training destination.

## MT 102 - 3. Field 51A: Sending Institution

### Format

Option A	[/1!a] [/34x] 4!a2!a2!c [3!c]	(Party Identifier) (Identifier Code)
----------	----------------------------------	---

### Presence

Optional in mandatory sequence A

### Definition

This field identifies the Sender of the message.

**Network Validated Rules**

Field 51A is only valid in FileAct (Error code(s): D63).

**Usage Rules**

The content of field 20, File Reference, together with the content of this field provides the message identification which is to be used in case of file related queries, cancellations etc.

In FileAct, at least the first eight characters of the financial institution BIC in this field must be identical to the originator of the FileAct message.

**MT 102 - 4. Field 50a: Ordering Customer****Format**

Option A	[/34x] 4!a2!a2!c[3!c]	(Account) (Identifier Code)
Option F	35x 4*(1!n/33x)	(Party Identifier) (Number/Name and Address)
Option K	[/34x] 4*35x	(Account) (Name and Address)

In option F, the following line formats must be used (Error code(s): T54):

Line 1 (subfield Party Identifier)	/34x	(Account)
Lines 2-5 (subfield Number/Name and Address)	1!n/33x	(Number) (Details)
Or		
Line 1 (subfield Party Identifier)	4!a/2!a/27x	(Code) (Country Code) (Identifier)
Lines 2-5 (subfield Number/Name and Address)	1!n/33x	(Number) (Details)

**Presence**

Conditional (see rule C3) in mandatory sequence A

**Definition**

This field identifies the customer ordering all transactions described in sequence B.

**Codes**

In option F, when Party Identifier is used with the (Code)(Country Code)(Identifier) format, one of the following codes must be used in Code (Error code(s): T55):

ARNU	Alien Registration Number	The code followed by a slash, '/' must be followed by the ISO country code, a slash, '/' and the Alien Registration Number.
------	------------------------------	---

CCPT	Passport Number	The code followed by a slash, '/' must be followed by the ISO country code, a slash, '/' and the Passport Number.
CUST	Customer Identification Number	The code followed by a slash, '/' must be followed by the ISO country code of the issuer of the number, a slash, '/', the issuer of the number, a slash, '/' and the Customer Identification Number.
DRLC	Driver's Licence Number	The code followed by a slash, '/' must be followed by the ISO country code of the issuing authority, a slash, '/', the issuing authority, a slash, '/' and the Driver's Licence Number.
EMPL	Employer Number	The code followed by a slash, '/' must be followed by the ISO country code of the registration authority, a slash, '/', the registration authority, a slash, '/' and the Employer Number.
NIDN	National Identity Number	The code followed by a slash, '/' must be followed by the ISO country code, a slash, '/' and the National Identity Number.
SOSE	Social Security Number	The code followed by a slash, '/' must be followed by the ISO country code, a slash, '/' and the Social Security Number.
TXID	Tax Identification Number	The code followed by a slash, '/' must be followed by the ISO country code, a slash, '/' and the Tax Identification Number.

## Codes

In option F, Number must contain one of the following values (Error code(s): T56):

1	Name of Ordering Customer	The number followed by a slash, '/' must be followed by the name of the ordering customer.
2	Address Line	The number followed by a slash, '/' must be followed by an address line (Address Line can be used to provide, for example, street name and number, or building name).
3	Country and Town	<p>The first occurrence of number 3 must be followed by a slash, '/', the ISO country code and, optionally, additional details that are preceded by a slash '/'.</p> <p>Other occurrences of number 3 must be followed by a slash '/' and the continuation of additional details.</p> <p>Additional details can contain town, which can be complemented by postal code (for example zip) and country subdivision (for example state, province, or county). The country code and town should, preferably, indicate the country and town of residence.</p>
4	Date of Birth	The number followed by a slash, '/' must be followed by the date of birth in the YYYYMMDD format.
5	Place of Birth	The number followed by a slash, '/' must be followed by the ISO country code, a slash '/' and the place of birth.
6	Customer Identification Number	The number followed by a slash, '/' must be followed by the ISO country code of the issuer of the number, a slash, '/', the issuer of the number, a slash, '/' and the customer identification number.



7	National Identity Number	The number followed by a slash, '/' must be followed by the ISO country code, a slash, '/' and the national identity number.
8	Additional Information	<p>The number followed by a slash, '/' is followed by information that completes one of the following:</p> <ul style="list-style-type: none"> <li>the identifier provided in subfield 1 (Party Identifier) used with the (Code)(Country Code)(Identifier) format.</li> <li>the customer identification number provided in subfield 2 (Name and Address) with number 6.</li> <li>the national identity number provided in subfield 2 (Name and Address) with number 7.</li> </ul>

### Network Validated Rules

Identifier Code must be a registered BIC (Error code(s): T27, T28, T29, T45).

In option F, subfield 1 (Party Identifier) used with the (Code)(Country Code)(Identifier) format: Country Code must be a valid ISO country code (Error code(s): T73).

In option F, subfield 2 (Name and Address):

- The first line must start with number 1 (Error code(s): T56).
- Numbers must appear in numerical order (Error code(s): T56).
- A line starting with number 3 must be present (Error code(s): T56).
- The first occurrence of number 3 must be followed by a valid ISO country code (Error code(s): T73).
- Numbers 1, 2, and 3 may be repeated. The same number must not occur more than 2 times (Error code(s): T56).
- Number 4 must not be used without number 5 and vice versa (Error code(s): T56).
- Number 4 must be followed by a valid date in the format YYYYMMDD and this date, local to the sender, must not be later than the date on which the message successfully sent to SWIFT (Error code(s): T50).
- Numbers 5, 6 and 7 must be followed by a valid ISO country code (Error code(s): T73), a slash '/' and additional Details (Error code(s): T56).
- Numbers 4, 5, 6, 7 and 8 must not be repeated (Error code(s): T56).
- The use of number 8 is only allowed in the following instances (Error code(s): T56):
  - to continue information on the Identifier of the ordering customer provided in subfield 1 (Party Identifier) used with the (Code)(Country Code)(Identifier) format.
  - to continue information on the Customer Identification Number provided in subfield 2 (Name and Address) following number 6.
  - to continue information on the National Identity Number provided in subfield 2 (Name and Address) following number 7.

### Usage Rules

If the account number of the ordering customer is known, it must be stated in Account.

In option F, subfield 2 (Name and Address): Numbers 1, 2 and 3 may be repeated.

In option F, subfield 2 (Name and Address): if number 2 is present, the first occurrence of number 3 must include the town in additional details.

In option F, subfield 1 (Party Identifier) used with the (Code)(Country Code)(Identifier) format: if additional space is required for providing the Identifier of the ordering customer, one of the following options must be used:

1. First option (preferred): Identify the ordering customer with a different identifier where the length is not an issue.
2. Second option: Continue the information in subfield 2 (Name and Address) using number 8.

In option F, subfield 2 (Name and Address): if additional space is required for providing the Customer Identification Number (number 6) or the National Identity Number (number 7) of the ordering customer, one of the following options must be used:

1. First option (preferred): Identify the ordering customer with a different identifier where the length is not an issue.
2. Second option: Continue the information in subfield 2 (Name and Address) using number 8.

When Chinese characters are necessary and when use is bilaterally agreed, the Chinese Commercial Code e-table and guidelines must be followed as published in [www.swift.com](http://www.swift.com) > Standards > Document centre > Market Practice > Chinese Commercial Code eTable Information.

## Example

### Option F - Example 1

```
:50F:/12345678
1/SMITH JOHN
2/299, PARK AVENUE
3/US/NEW YORK, NY 10017
```

### Option F - Example 2

```
:50F:/BE30001216371411
1/PHILIPS MARK
3/BE/ANTWERPEN
4/19720830
5/BE/BRUSSELS
```

### Option F - Example 3

```
:50F:DRLC/BE/BRUSSELS/NB0949042
1/DUPONT JACQUES
2/HIGH STREET 6, APT 6C
3/BE/BRUSSELS
```

### Option F - Example 4

```
:50F:NIDN/DE/121231234342
1/MANN GEORG
3/DE/DUSSELDORF
6/DE/ABC BANK/1234578293
```

### Option F - Example 5

```
:50F:CUST/DE/ABC BANK/123456789/8-123456
1/MANN GEORG
2/LOW STREET 7
3/DE/FRANKFURT
8/7890
```

*This means that the customer identification number of Mann Georg assigned by ABC Bank is 123456789/8-1234567890.*

## MT 102 - 5. Field 52a: Ordering Institution

### Format

Option A	[/1!a] [/34x] 4!a2!a2!c[3!c]	(Party Identifier) (Identifier Code)
Option B	[/1!a] [/34x] [35x]	(Party Identifier) (Location)
Option C	/34x	(Party Identifier)

### Presence

Conditional (see rule C5) in mandatory sequence A

### Definition

This field specifies the financial institution, when different from the Sender, which instructed the Sender to transmit all transactions described in sequence B. This is applicable even if field(s) 50a contain(s) an IBAN.

### Codes

In option A, Party Identifier may be used to indicate a national clearing system code.

The following codes may be used, preceded by a double slash '//':

AT	5!n	Austrian Bankleitzahl
AU	6!n	Australian Bank State Branch (BSB) Code
BL	8!n	German Bankleitzahl
CC	9!n	Canadian Payments Association Payment Routing Number
CN	12..14n	China National Advanced Payment System (CNAPS) Code
ES	8..9n	Spanish Domestic Interbanking Code
FW	without 9 digit code	Pay by Fedwire
GR	7!n	HEBIC (Hellenic Bank Identification Code)
HK	3!n	Bank Code of Hong Kong
IE	6!n	Irish National Clearing Code (NSC)
IN	11!c	Indian Financial System Code (IFSC)
IT	10!n	Italian Domestic Identification Code
PL	8!n	Polish National Clearing Code (KNR)
PT	8!n	Portuguese National Clearing Code
SC	6!n	UK Domestic Sort Code

## Codes

In option C, Party Identifier may be used to indicate a national clearing system code.

The following codes may be used, preceded by a double slash '//':

AT	5!n	Austrian Bankleitzahl
AU	6!n	Australian Bank State Branch (BSB) Code
BL	8!n	German Bankleitzahl
CC	9!n	Canadian Payments Association Payment Routing Number
CH	6!n	CHIPS Universal Identifier
CN	12..14n	China National Advanced Payment System (CNAPS) Code
CP	4!n	CHIPS Participant Identifier
ES	8..9n	Spanish Domestic Interbanking Code
FW	9!n	Fedwire Routing Number
GR	7!n	HEBIC (Hellenic Bank Identification Code)
HK	3!n	Bank Code of Hong Kong
IE	6!n	Irish National Clearing Code (NSC)
IN	11!c	Indian Financial System Code (IFSC)
IT	10!n	Italian Domestic Identification Code
PL	8!n	Polish National Clearing Code (KNR)
PT	8!n	Portuguese National Clearing Code
RU	9!n	Russian Central Bank Identification Code
SC	6!n	UK Domestic Sort Code
SW	3..5n	Swiss Clearing Code (BC code)
SW	6!n	Swiss Clearing Code (SIC code)

## Network Validated Rules

Identifier Code must be a registered financial institution BIC (Error code(s): T27, T28, T29, T45).

Identifier Code must be a financial institution BIC. This error code applies to all types of BICs referenced in a FIN message including connected BICs, non-connected BICs, Masters, Synonyms, Live destinations and Test & Training destinations (Error code(s): C05).

## Usage Rules

Option A is the preferred option.

If the ordering institution cannot be identified by a financial institution BIC, option C should be used containing a 2!a clearing system code preceded by a double slash ('/').

Option B is to be used to identify a branch of the Sender when that branch has neither a financial institution BIC nor a clearing system code or when its clearing system code is meaningless for the Receiver.

## MT 102 - 6. Field 26T: Transaction Type Code

### Format

Option T                      3!c                      (Type)

### Presence

Conditional (see rule C5) in mandatory sequence A

### Definition

This field identifies the nature of, purpose of and/or reason for all transactions described in sequence B, for example, salaries, pensions or dividends.

### Usage Rules

Codes from the EUROSTAT list "Code List for Balance of Payments Collection Systems" may be used in this field.

The information given is intended both for regulatory and statutory requirements and/or to provide information to the beneficiary customer on the nature of the transaction.

## MT 102 - 7. Field 77B: Regulatory Reporting

### Format

Option B                      3\*35x                      (Narrative)

In addition to narrative text, the following line formats may be used:

Line 1	/8a/2!a[//additional information]	(Code) (Country Code) (Narrative)
Lines 2-3	[//continuation of additional information]	(Narrative)

### Presence

Conditional (see rule C5) in mandatory sequence A

### Definition

This field specifies the codes for the statutory and/or regulatory information required by the authorities in the country of the Receiver or the Sender.

### Codes

When the residence of either the ordering customer or the beneficiary customer is to be identified, one of the following codes may be used in Code, placed between slashes ('/').

BENEFRES	Residence of the beneficiary customer.
ORDERRES	Residence of the ordering customer.

### Usage Rules

Country Code consists of the ISO country code of the country of residence of the ordering customer or beneficiary customer.

The information specified must not have been explicitly conveyed in another field and is valid for all transactions described in sequence B.

## MT 102 - 8. Field 71A: Details of Charges

### Format

Option A                      3!a                      (Code)

### Presence

Conditional (see rule C4, also referenced in rule C9) in mandatory sequence A

### Definition

This field specifies which party will bear the charges for all transactions described in sequence B.

### Codes

One of the following codes must be used (Error code(s): T08):

BEN	Beneficiary	All transaction charges are to be borne by the beneficiary customer.
OUR	Our customer charged	All transaction charges are to be borne by the ordering customer.
SHA	Shared charges	All transaction charges other than the charges of the financial institution servicing the ordering customer account are borne by the beneficiary customer.

## MT 102 - 9. Field 36: Exchange Rate

### Format

12d                      (Rate)

### Presence

Conditional (see rule C6) in mandatory sequence A

### Definition

This field specifies the exchange rate used to convert all instructed amounts specified in field 33B in sequence B.

**Network Validated Rules**

The integer part of Rate must contain at least one digit. A decimal comma is mandatory and is included in the maximum length (Error code(s): T40, T43).

**Usage Rules**

This field must be present, when a currency conversion has been performed on the Sender's side.

## MT 102 - 10. Field 21: Transaction Reference

**Format**

16x

**Presence**

Mandatory in mandatory sequence B

**Definition**

This field specifies the unambiguous reference for the individual transaction contained in a particular occurrence of sequence B.

**Network Validated Rules**

This field must not start or end with a slash '/' and must not contain two consecutive slashes '/' (Error code(s): T26).

**Usage Rules**

In transaction related queries, cancellations etc., the content of field 20 File Reference together with the content of this field provides the transaction identification.

## MT 102 - 11. Field 32B: Transaction Amount

**Format**

Option B

3!a15d

(Currency) (Amount)

**Presence**

Mandatory (referenced in rules C1, C2, and C6) in mandatory sequence B

**Definition**

This field specifies the individual transaction amount remitted by the Sender to the Receiver.

**Network Validated Rules**

Currency must be a valid ISO 4217 currency code (Error code(s): T52).

The integer part of Amount must contain at least one digit. A decimal comma is mandatory and is included in the maximum length. The number of digits following the comma must not exceed the maximum number allowed for the specified currency (Error code(s): C03, T40, T43).

The codes XAU, XAG, XPD and XPT are not allowed, as these are codes for commodities for which the category 6 commodities messages must be used (Error code(s): C08).

## Usage Rules

This amount will, taking into account the charging option, be the basis for the Receiver to calculate the amount to be credited to the beneficiary.

Depending on the charging option specified in field 71A, the content of field 32B is as follows:

- If field 71A is OUR, the net amount to be credited to the beneficiary, as charges have been prepaid by the ordering customer.
- If field 71A is SHA, the amount as instructed by the originator, for example, invoice amount, of which the Receiver will deduct its own charges.
- If field 71A is BEN, the amount as instructed by the originator minus the Senders' charges, and from which amount the Receiver will deduct its charges.

## MT 102 - 12. Field 50a: Ordering Customer

### Format

Option A	[/34x] 4!a2!a2!c[3!c]	(Account) (Identifier Code)
Option F	35x 4*(1!n/33x)	(Party Identifier) (Number/Name and Address)
Option K	[/34x] 4*35x	(Account) (Name and Address)

In option F, the following line formats must be used (Error code(s): T54):

Line 1 (subfield Party Identifier)	/34x	(Account)
Lines 2-5 (subfield Number/Name and Address)	1!n/33x	(Number) (Details)

Or

Line 1 (subfield Party Identifier)	4!a/2!a/27x	(Code) (Country Code) (Identifier)
Lines 2-5 (subfield Number/Name and Address)	1!n/33x	(Number) (Details)

### Presence

Conditional (see rule C3) in mandatory sequence B

### Definition

This field identifies the customer ordering the transaction in this occurrence of the sequence.

### Codes

In option F, when Party Identifier is used with the (Code)(Country Code)(Identifier) format, one of the following codes must be used in Code (Error code(s): T55):



ARNU	Alien Registration Number	The code followed by a slash, '/' must be followed by the ISO country code, a slash, '/' and the Alien Registration Number.
CCPT	Passport Number	The code followed by a slash, '/' must be followed by the ISO country code, a slash, '/' and the Passport Number.
CUST	Customer Identification Number	The code followed by a slash, '/' must be followed by the ISO country code of the issuer of the number, a slash, '/', the issuer of the number, a slash, '/' and the Customer Identification Number.
DRLC	Driver's Licence Number	The code followed by a slash, '/' must be followed by the ISO country code of the issuing authority, a slash, '/', the issuing authority, a slash, '/' and the Driver's Licence Number.
EMPL	Employer Number	The code followed by a slash, '/' must be followed by the ISO country code of the registration authority, a slash, '/', the registration authority, a slash, '/' and the Employer Number.
NIDN	National Identity Number	The code followed by a slash, '/' must be followed by the ISO country code, a slash, '/' and the National Identity Number.
SOSE	Social Security Number	The code followed by a slash, '/' must be followed by the ISO country code, a slash, '/' and the Social Security Number.
TXID	Tax Identification Number	The code followed by a slash, '/' must be followed by the ISO country code, a slash, '/' and the Tax Identification Number.

## Codes

In option F, Number must contain one of the following values (Error code(s): T56):

1	Name of Ordering Customer	The number followed by a slash, '/' must be followed by the name of the ordering customer.
2	Address Line	The number followed by a slash, '/' must be followed by an address line (Address Line can be used to provide, for example, street name and number, or building name).
3	Country and Town	<p>The first occurrence of number 3 must be followed by a slash, '/', the ISO country code and, optionally, additional details that are preceded by a slash '/'.</p> <p>Other occurrences of number 3 must be followed by a slash '/' and the continuation of additional details.</p> <p>Additional details can contain town, which can be complemented by postal code (for example zip) and country subdivision (for example state, province, or county). The country code and town should, preferably, indicate the country and town of residence.</p>
4	Date of Birth	The number followed by a slash, '/' must be followed by the date of birth in the YYYYMMDD format.
5	Place of Birth	The number followed by a slash, '/' must be followed by the ISO country code, a slash '/' and the place of birth.

6	Customer Identification Number	The number followed by a slash, '/' must be followed by the ISO country code of the issuer of the number, a slash, '/', the issuer of the number, a slash, '/' and the customer identification number.
7	National Identity Number	The number followed by a slash, '/' must be followed by the ISO country code, a slash, '/' and the national identity number.
8	Additional Information	<p>The number followed by a slash, '/' is followed by information that completes one of the following:</p> <ul style="list-style-type: none"> <li>the identifier provided in subfield 1 (Party Identifier) used with the (Code)(Country Code)(Identifier) format.</li> <li>the customer identification number provided in subfield 2 (Name and Address) with number 6.</li> <li>the national identity number provided in subfield 2 (Name and Address) with number 7.</li> </ul>

### Network Validated Rules

Identifier Code must be a registered BIC (Error code(s): T27, T28, T29, T45).

In option F, subfield 1 (Party Identifier) used with the (Code)(Country Code)(Identifier) format: Country Code must be a valid ISO country code (Error code(s): T73).

In option F, subfield 2 (Name and Address):

- The first line must start with number 1 (Error code(s): T56).
- Numbers must appear in numerical order (Error code(s): T56).
- A line starting with number 3 must be present (Error code(s): T56).
- The first occurrence of number 3 must be followed by a valid ISO country code (Error code(s): T73).
- Numbers 1, 2, and 3 may be repeated. The same number must not occur more than 2 times (Error code(s): T56).
- Number 4 must not be used without number 5 and vice versa (Error code(s): T56).
- Number 4 must be followed by a valid date in the format YYYYMMDD and this date, local to the sender, must not be later than the date on which the message is successfully sent to SWIFT (Error code(s): T50).
- Numbers 5, 6 and 7 must be followed by a valid ISO country code (Error code(s): T73), a slash '/' and additional Details (Error code(s): T56).
- Numbers 4, 5, 6, 7 and 8 must not be repeated (Error code(s): T56).
- The use of number 8 is only allowed in the following instances (Error code(s): T56):
  - to continue information on the Identifier of the ordering customer provided in subfield 1 (Party Identifier) used with the (Code)(Country Code)(Identifier) format.
  - to continue information on the Customer Identification Number provided in subfield 2 (Name and Address) following number 6.
  - to continue information on the National Identity Number provided in subfield 2 (Name and Address) following number 7.

### Usage Rules

If the account number of the ordering customer is known, it must be stated in Account.

In option F, subfield 2 (Name and Address): Numbers 1, 2 and 3 may be repeated.

In option F, subfield 2 (Name and Address): if number 2 is present, the first occurrence of number 3 must include the town in additional details.

In option F, subfield 1 (Party Identifier) used with the (Code)(Country Code)(Identifier) format: if additional space is required for providing the Identifier of the ordering customer, one of the following options must be used:

1. First option (preferred): Identify the ordering customer with a different identifier where the length is not an issue.
2. Second option: Continue the information in subfield 2 (Name and Address) using number 8.

In option F, subfield 2 (Name and Address): if additional space is required for providing the Customer Identification Number (number 6) or the National Identity Number (number 7) of the ordering customer, one of the following options must be used:

1. First option (preferred): Identify the ordering customer with a different identifier where the length is not an issue.
2. Second option: Continue the information in subfield 2 (Name and Address) using number 8.

When Chinese characters are necessary and when use is bilaterally agreed, the Chinese Commercial Code e-table and guidelines must be followed as published in [www.swift.com](http://www.swift.com) > Standards > Document centre > Market Practice > Chinese Commercial Code eTable Information.

## Example

### Option F - Example 1

```
:50F:/12345678
1/SMITH JOHN
2/299, PARK AVENUE
3/US/NEW YORK, NY 10017
```

### Option F - Example 2

```
:50F:/BE30001216371411
1/PHILIPS MARK
3/BE/ANTWERPEN
4/19720830
5/BE/BRUSSELS
```

### Option F - Example 3

```
:50F:DRLC/BE/BRUSSELS/NB0949042
1/DUPONT JACQUES
2/HIGH STREET 6, APT 6C
3/BE/BRUSSELS
```

### Option F - Example 4

```
:50F:NIDN/DE/121231234342
1/MANN GEORG
3/DE/DUSSELDORF
6/DE/ABC BANK/1234578293
```

### Option F - Example 5

```
:50F:CUST/DE/ABC BANK/123456789/8-123456
1/MANN GEORG
2/LOW STREET 7
3/DE/FRANKFURT
8/7890
```

*This means that the customer identification number of Mann Georg assigned by ABC Bank is 123456789/8-1234567890.*

## MT 102 - 13. Field 52a: Ordering Institution

### Format

Option A	[/1!a] [/34x] 4!a2!a2!c[3!c]	(Party Identifier) (Identifier Code)
Option B	[/1!a] [/34x] [35x]	(Party Identifier) (Location)
Option C	/34x	(Party Identifier)

### Presence

Conditional (see rule C5) in mandatory sequence B

### Definition

This field specifies the financial institution, when other than the Sender, which instructed the Sender to transmit the transaction. This is applicable even if field(s) 50a contain(s) an IBAN.

### Codes

In option A, Party Identifier may be used to indicate a national clearing system code.

The following codes may be used, preceded by a double slash '//':

AT	5!n	Austrian Bankleitzahl
AU	6!n	Australian Bank State Branch (BSB) Code
BL	8!n	German Bankleitzahl
CC	9!n	Canadian Payments Association Payment Routing Number
CN	12..14n	China National Advanced Payment System (CNAPS) Code
ES	8..9n	Spanish Domestic Interbanking Code
FW	without 9 digit code	Pay by Fedwire
GR	7!n	HEBIC (Hellenic Bank Identification Code)
HK	3!n	Bank Code of Hong Kong
IE	6!n	Irish National Clearing Code (NSC)
IN	11!c	Indian Financial System Code (IFSC)
IT	10!n	Italian Domestic Identification Code
PL	8!n	Polish National Clearing Code (KNR)
PT	8!n	Portuguese National Clearing Code
SC	6!n	UK Domestic Sort Code

## Codes

In option C, Party Identifier may be used to indicate a national clearing system code.

The following codes may be used, preceded by a double slash '//':

AT	5!n	Austrian Bankleitzahl
AU	6!n	Australian Bank State Branch (BSB) Code
BL	8!n	German Bankleitzahl
CC	9!n	Canadian Payments Association Payment Routing Number
CH	6!n	CHIPS Universal Identifier
CN	12..14n	China National Advanced Payment System (CNAPS) Code
CP	4!n	CHIPS Participant Identifier
ES	8..9n	Spanish Domestic Interbanking Code
FW	9!n	Fedwire Routing Number
GR	7!n	HEBIC (Hellenic Bank Identification Code)
HK	3!n	Bank Code of Hong Kong
IE	6!n	Irish National Clearing Code (NSC)
IN	11!c	Indian Financial System Code (IFSC)
IT	10!n	Italian Domestic Identification Code
PL	8!n	Polish National Clearing Code (KNR)
PT	8!n	Portuguese National Clearing Code
RU	9!n	Russian Central Bank Identification Code
SC	6!n	UK Domestic Sort Code
SW	3..5n	Swiss Clearing Code (BC code)
SW	6!n	Swiss Clearing Code (SIC code)

## Network Validated Rules

Identifier Code must be a registered financial institution BIC (Error code(s): T27, T28, T29, T45).

Identifier Code must be a financial institution BIC. This error code applies to all types of BICs referenced in a FIN message including connected BICs, non-connected BICs, Masters, Synonyms, Live destinations and Test & Training destinations (Error code(s): C05).

## Usage Rules

Option A is the preferred option.

If the ordering institution cannot be identified by a financial institution BIC, option C should be used containing a 2!a clearing system code preceded by a double slash '//'.  
 Option B is to be used to identify a branch of the Sender when that branch has neither a financial institution BIC nor a clearing system code or when its clearing system code is meaningless for the Receiver.

## MT 102 - 14. Field 57a: Account With Institution

### Format

Option A	[/1!a] [/34x] 4!a2!a2!c[3!c]	(Party Identifier) (Identifier Code)
Option C	/34x	(Party Identifier)

### Presence

Optional in mandatory sequence B

### Definition

This field specifies the financial institution which services the account for the beneficiary customer identified in the same sequence. This is applicable even if field 59a contains an IBAN.

### Codes

In option A, Party Identifier may be used to indicate a national clearing system code.

The following codes may be used, preceded by a double slash '//':

AT	5!n	Austrian Bankleitzahl
AU	6!n	Australian Bank State Branch (BSB) Code
BL	8!n	German Bankleitzahl
CC	9!n	Canadian Payments Association Payment Routing Number
CN	12..14n	China National Advanced Payment System (CNAPS) Code
ES	8..9n	Spanish Domestic Interbanking Code
FW	without 9 digit code	Pay by Fedwire
GR	7!n	HEBIC (Hellenic Bank Identification Code)
HK	3!n	Bank Code of Hong Kong
IE	6!n	Irish National Clearing Code (NSC)
IN	11!c	Indian Financial System Code (IFSC)
IT	10!n	Italian Domestic Identification Code
NZ	6!n	New Zealand National Clearing Code

PL	8!n	Polish National Clearing Code (KNR)
PT	8!n	Portuguese National Clearing Code
RT		Pay by Real Time Gross Settlement
SC	6!n	UK Domestic Sort Code
ZA	6!n	South African National Clearing Code

## Codes

In option C, Party Identifier may be used to indicate a national clearing system code.

The following codes may be used, preceded by a double slash '//':

AT	5!n	Austrian Bankleitzahl
AU	6!n	Australian Bank State Branch (BSB) Code
BL	8!n	German Bankleitzahl
CC	9!n	Canadian Payments Association Payment Routing Number
CH	6!n	CHIPS Universal Identifier
CN	12..14n	China National Advanced Payment System (CNAPS) Code
CP	4!n	CHIPS Participant Identifier
ES	8..9n	Spanish Domestic Interbanking Code
FW	9!n	Fedwire Routing Number
GR	7!n	HEBIC (Hellenic Bank Identification Code)
HK	3!n	Bank Code of Hong Kong
IE	6!n	Irish National Clearing Code (NSC)
IN	11!c	Indian Financial System Code (IFSC)
IT	10!n	Italian Domestic Identification Code
NZ	6!n	New Zealand National Clearing Code
PL	8!n	Polish National Clearing Code (KNR)
PT	8!n	Portuguese National Clearing Code
RT		Pay by Real Time Gross Settlement
RU	9!n	Russian Central Bank Identification Code
SC	6!n	UK Domestic Sort Code

SW	3..5n	Swiss Clearing Code (BC code)
SW	6!n	Swiss Clearing Code (SIC code)
ZA	6!n	South African National Clearing Code

**Network Validated Rules**

Identifier Code must be a registered financial institution BIC (Error code(s): T27, T28, T29, T45).

Identifier Code must be a financial institution BIC. This error code applies to all types of BICs referenced in a FIN message including connected BICs, non-connected BICs, Masters, Synonyms, Live destinations and Test & Training destinations (Error code(s): C05).

**Usage Rules**

When field 57a is not present, it means that the Receiver is also the account with institution.

When it is necessary that an incoming SWIFT payment be made to the party in this field via Fedwire, US banks require that the code //FW appears in the optional Party Identifier of field 57a.

When it is necessary that an incoming SWIFT payment be made to the intermediary or the account with institution via real-time gross settlement (RTGS), the code //RT should appear in the optional Party Identifier of field 57a.

The code //RT is binding for the Receiver. If it is used with option A, it must not be followed by any other information. If it is used with option C, it may be followed by another domestic clearing code.

Option A is the preferred option.

If the account with institution cannot be identified by a financial institution BIC, option C should be used containing a 2!a clearing system code preceded by a double slash '//'.

**MT 102 - 15. Field 59a: Beneficiary Customer****Format**

No letter option	[ /34x] 4*35x	(Account) (Name and Address)
Option A	[ /34x] 4!a2!a2!c[3!c]	(Account) (Identifier Code)
Option F	[ /34x] 4*(1!n/33x)	(Account) (Number/Name and Address)

**Presence**

Mandatory (referenced in rule C7) in mandatory sequence B

**Definition**

This field specifies the customer to which the transaction amount should be transmitted.

**Codes**

In option F, Number/Name and Address must contain one of the following codes (Error code(s): T56):



1	Name of Beneficiary Customer	The number followed by a slash, '/' must be followed by the name of the beneficiary customer.
2	Address Line	The number followed by a slash, '/' must be followed by an address line (Address Line can be used to provide for example, street name and number, building name or post office box number).
3	Country and Town	<p>The first occurrence of number 3 must be followed by a slash, '/', the ISO country code and, optionally, additional details that are preceded by a slash '/'.</p> <p>Other occurrences of number 3 must be followed by a slash '/' and the continuation of additional details.</p> <p>Additional details can contain town, which can be complemented by postal code (for example zip) and country subdivision (for example state, province, or county). The country code and town should, preferably, indicate the country and town of residence, as provided by the ordering customer.</p>

### Network Validated Rules

Identifier Code must be a registered BIC (Error code(s): T27, T28, T29, T45).

In option F, for subfields (Number)(Name and Address):

- The first line must start with number 1 (Error code(s): T56).
- Numbers must appear in numerical order (Error code(s): T56).
- A line starting with number 3 must be present (Error code(s): T56).
- Numbers 1, 2, and 3 may be repeated. The same number must not occur more than 2 times (Error code(s): T56).
- The first occurrence of number 3 must be followed by a valid ISO country code (Error code(s): T73).

### Usage Rules

At least the name or the BIC of the beneficiary customer is mandatory.

If a non-financial institution BIC is specified, it must be meaningful for the financial institution that services the account for the beneficiary customer.

If the account number of the beneficiary customer is known, it must be stated in Account.

In option F:

- line numbers may be repeated
- if number 2 is present, the first occurrence of number 3 must include the town in the additional details

When Chinese characters are necessary and when use is bilaterally agreed, the Chinese Commercial Code e-table and guidelines must be followed as published in [www.swift.com](http://www.swift.com) > Standards > Document centre > Market Practice > Chinese Commercial Code eTable Information.

### Example

No letter option

```
:59:/BE62510007547061
JOHANN WILLEMS
RUE JOSEPH II, 19
1040 BRUSSELS
```

**Option F - Example 1**

:59F:/BE30001216371411  
1/MARK PHILIPS  
2/HOOGSTRAAT 6, APT 6C  
3/BE/BRUSSELS

**Option F - Example 2**

:59F:/12345678  
1/DEPT OF PROMOTION OF SPICY FISH  
1/CENTER FOR INTERNATIONALISATION  
1/OF COMMERCE AND BUSINESS  
3/CN

**Option F - Example 3**

:59F:1/JOHN SIMONS  
2/3658 WITMER ROAD  
3/US/POUGHKEEPSIE, NEW YORK 12602  
3/DUTCHESS

## MT 102 - 16. Field 70: Remittance Information

**Format**

4\*35x (Narrative)

**Presence**

Optional in mandatory sequence B

**Definition**

This field specifies details of the individual transaction which are to be transmitted to the beneficiary customer.

**Codes**

One of the following codes may be used, placed between slashes ('/'):

INV	Invoice	Invoice (followed by the date, reference and details of the invoice).
IPI	International Payment Instruction	Unique reference identifying a related International Payment Instruction (followed by up to 20 characters).
RFB	Reference for Beneficiary	Reference for the beneficiary customer (followed by up to 16 characters).
ROC	Reference of Customer	Ordering customer's reference.
TSU	Trade Services Utility transaction	The code placed between slashes ('/') must be followed by the TSU transaction identifier, a slash ('/'), the invoice number, a slash ('/') and the amount paid.

**Usage Rules**

This field must not contain information to be acted upon by the Receiver.

Due to clearing restrictions, which vary significantly from country to country, the Sender must agree to the maximum usable length of this field with the Receiver.

For STP purposes, when an ISO 11649 Creditor Reference is present in this field it must be on the first line, without any characters preceding it, and it must be the only information on that line.

**Example**

```
:70:/RFB/12345
:70:/TSU/00000089963-0820-01/ABC-15/256
214,
```

## MT 102 - 17. Field 26T: Transaction Type Code

**Format**

Option T                      3!c                      (Type)

**Presence**

Conditional (see rule C5) in mandatory sequence B

**Definition**

This field identifies the nature of, purpose of, and/or reason for the individual transaction, for example, salary, pension or dividend.

**Usage Rules**

The information given is intended both for regulatory and statutory requirements and/or to provide information to the beneficiary customer on the nature of the transaction.

Codes from the EUROSTAT list "Code List for Balance of Payments Collection Systems" may be used in this field.

## MT 102 - 18. Field 77B: Regulatory Reporting

**Format**

Option B                      3\*35x                      (Narrative)

In addition to narrative text, the following line formats may be used:

Line 1	/8a/2!a[//additional information]	(Code) (Country Code) (Narrative)
--------	--------------------------------------	--------------------------------------

Lines 2-3	[//continuation of additional information]	(Narrative)
-----------	---	-------------

**Presence**

Conditional (see rule C5) in mandatory sequence B

**Definition**

This field specifies the codes for the statutory and/or regulatory information required by the authorities in the country of the Receiver or the Sender.

**Codes**

When the residence of either the ordering customer or the beneficiary customer is to be identified, one of the following codes may be used in Code, placed between slashes ('/')

BENEFRES	Residence of the beneficiary customer.
ORDERRES	Residence of the ordering customer.

**Usage Rules**

Country Code consists of the ISO country code of the country of residence of the ordering customer or beneficiary customer.

The information specified must not have been explicitly conveyed in another field.

**MT 102 - 19. Field 33B: Currency/Instructed Amount****Format**

Option B                      3!a15d                      (Currency) (Amount)

**Presence**

Conditional (see rules C8 and C10, also referenced in rule C6) in mandatory sequence B

**Definition**

This field specifies the currency and amount of the instruction. This amount is provided for information purposes and has to be transported unchanged through the transaction chain.

**Network Validated Rules**

Currency must be a valid ISO 4217 currency code (Error code(s): T52).

The integer part of Amount must contain at least one digit. A decimal comma is mandatory and is included in the maximum length. The number of digits following the comma must not exceed the maximum number allowed for the specified currency (Error code(s): C03, T40, T43).

**Usage Rules**

If field 33B is present in the message received, it has to be forwarded unchanged to the next party.

This field must be present when a currency conversion or an exchange has been performed on the Sender's side.

If the transaction is within the scope of the EC Directive on cross border credit transfers, this amount is the original ordered amount as instructed by the ordering customer. Otherwise, it is the amount that the sending bank was instructed to pay.

As a consequence, if there are no Sender's or Receiver's charges and no currency conversion or exchange took place, field 32B equals 33B, if present.

## MT 102 - 20. Field 71A: Details of Charges

### Format

Option A                      3!a                                      (Code)

### Presence

Conditional (see rule C4, also referenced in rule C9) in mandatory sequence B

### Definition

This field specifies which party will bear the charges for the transaction in the same occurrence of sequence B.

### Codes

One of the following codes must be used (Error code(s): T08):

BEN	Beneficiary	All transaction charges are to be borne by the beneficiary customer.
OUR	Our customer charged	The transaction charges are to be borne by the ordering customer.
SHA	Shared charges	All transaction charges other than the charges of the financial institution servicing the ordering customer account are borne by the beneficiary customer.

## MT 102 - 21. Field 71F: Sender's Charges

### Format

Option F                      3!a15d                                      (Currency) (Amount)

### Presence

Conditional (see rule C9, also referenced in rule C10) in mandatory sequence B

### Definition

This repetitive field specifies the currency and amount of the transaction charges deducted by the Sender and by previous banks in the transaction chain.

### Network Validated Rules

Currency must be a valid ISO 4217 currency code (Error code(s): T52).

The integer part of Amount must contain at least one digit. A decimal comma is mandatory and is included in the maximum length. The number of digits following the comma must not exceed the maximum number allowed for the specified currency (Error code(s): C03, T40, T43).

### Usage Rules

These fields are conveyed for transparency reasons.

The net amount after deduction of the Sender's charges will be quoted as the transaction amount in field 32B.

This field may be repeated to specify to the Receiver the currency and amount of charges taken by preceding banks in the transaction chain. Charges should be indicated in the order in which they have been deducted from the transaction amount, that is, the first occurrence of this field specifies the charges of the first bank in the transaction chain that deducted charges; the last occurrence always gives the Sender's charges.

## MT 102 - 22. Field 71G: Receiver's Charges

### Format

Option G                      3!a15d                      (Currency) (Amount)

### Presence

Conditional (see rule C9, also referenced in rules C2, C10, and C11) in mandatory sequence B

### Definition

This field specifies the currency and amount of the transaction charges due to the Receiver.

### Network Validated Rules

Currency must be a valid ISO 4217 currency code (Error code(s): T52).

The integer part of Amount must contain at least one digit. A decimal comma is mandatory and is included in the maximum length. The number of digits following the comma must not exceed the maximum number allowed for the specified currency (Error code(s): C03, T40, T43).

### Usage Rules

The Receiver's charges are to be conveyed to the Receiver, not for transparency but for accounting reasons, that is, to facilitate bookkeeping and to calculate or verify the total Receiver's charges amount stipulated in sequence C.

## MT 102 - 23. Field 36: Exchange Rate

### Format

12d                      (Rate)

### Presence

Conditional (see rule C6) in mandatory sequence B

### Definition

This field specifies the exchange rate used to convert the instructed amount specified in field 33B in the same occurrence of sequence B.

### Network Validated Rules

The integer part of Rate must contain at least one digit. A decimal comma is mandatory and is included in the maximum length (Error code(s): T40, T43).

### Usage Rules

This field must be present when a currency conversion has been performed on the Sender's side.

## MT 102 - 24. Field 32A: Value Date, Currency Code, Amount

### Format

Option A                      6!n3!a15d                      (Date) (Currency) (Amount)

### Presence

Mandatory (referenced in rule C2) in mandatory sequence C

### Definition

This field specifies the value date, the currency and the settlement amount. The settlement amount is the amount to be booked/reconciled at interbank level.

### Network Validated Rules

Date must be a valid date expressed as YYMMDD (Error code(s): T50).

Currency must be a valid ISO 4217 currency code (Error code(s): T52).

The integer part of Amount must contain at least one digit. A decimal comma is mandatory and is included in the maximum length. The number of digits following the comma must not exceed the maximum number allowed for the specified currency (Error code(s): C03, T40, T43).

The codes XAU, XAG, XPD and XPT are not allowed, as these are codes for commodities for which the category 6 commodities messages must be used (Error code(s): C08).

### Usage Rules

Where field 71A indicates OUR payments, this field contains the sum of the amounts specified in the fields 19 and 71G.

Where field 71A indicates SHA or BEN payments, this field contains the total of all fields 32B.

## MT 102 - 25. Field 19: Sum of Amounts

### Format

17d                      (Amount)

### Presence

Optional (referenced in rule C1) in mandatory sequence C

### Definition

This field specifies the sum of all amounts appearing in field 32B in each occurrence of sequence B.

### Network Validated Rules

The integer part of Amount must contain at least one digit. A decimal comma is mandatory and is included in the maximum length. The number of digits following the comma must not exceed the maximum number allowed for the currency specified in field 32A (Error code(s): C03, T40, T43).

### Usage Rules

This field is only to be used where the sum of amounts is different from the settlement amount specified in field 32A, that is, when one or more transactions in sequence B contains the charging option OUR in field 71A.

## MT 102 - 26. Field 71G: Sum of Receiver's Charges

### Format

Option G	3!a15d	(Currency) (Amount)
----------	--------	---------------------

### Presence

Conditional (see rule C11, also referenced in rule C2) in mandatory sequence C

### Definition

This field specifies the currency and accumulated amount of the transaction charges due to the Receiver.

### Network Validated Rules

Currency must be a valid ISO 4217 currency code (Error code(s): T52).

The integer part of Amount must contain at least one digit. A decimal comma is mandatory and is included in the maximum length. The number of digits following the comma must not exceed the maximum number allowed for the specified currency (Error code(s): C03, T40, T43).

Amount must not equal zero (Error code(s): D57).

### Usage Rules

Where field 71A indicates OUR payments either in sequence A, or in one or more occurrences of sequence B, this field identifies the sum of the charges due, which has been prepaid and included in the interbank settlement amount.

For transparency or accounting reasons, this field is not to be used when field 71A, either in sequence A or in all occurrences of sequence B, indicates BEN or SHA payments.

## MT 102 - 27. Field 13C: Time Indication

### Format

Option C	/8c/4!n1!x4!n	(Code) (Time indication) (Sign) (Time offset)
----------	---------------	---

### Presence

Optional in mandatory sequence C

### Definition

This repetitive field specifies one or several time indication(s) related to the processing of the payment instruction.

### Codes

One of the following codes may be used in Code, placed between slashes ('/').

CLSTIME	CLS Time	The time by which the funding payment must be credited, with confirmation, to the CLS Bank's account at the central bank, expressed in Central European Time (CET).
---------	----------	---



RNCTIME	Receive Time	The time at which a TARGET2 payment was credited at the receiving central bank, expressed in Central European Time (CET).
SNDDTIME	Send Time	The time at which a TARGET2 payment was debited at the sending central bank, expressed in Central European Time (CET).

**Codes**

One of the following codes must be used in Sign (Error code(s): T15):

+	Plus	The + sign.
-	Minus	The - sign.

**Network Validated Rules**

Time indication must be a valid time expressed as HHMM (Error code(s): T38).

Time offset is expressed as HHMM, where the hour component, that is, 'HH', must be in the range of 00 through 13, and the minute component, that is, 'MM' must be in the range of 00 through 59. Any 'HH' or 'MM' component outside of these range checks will be disallowed (Error code(s): T16).

**Usage Rules**

The time zone in which Time is expressed is to be identified by means of the offset against the UTC (Coordinated Universal Time - ISO 8601).

**Example**

Assume a financial institution in London is sending a payment instruction on 5 January related to CLS in which it indicates that money has to be funded to CLS bank by 09.15 CET.

Time indication field will be completed as follows: :13C:/CLSTIME/0915+0100

Explanation:

- 0915 is the time by which the money has to be funded to CLS bank. It has been agreed that CLSTIME is to be indicated in CET (see codes above).
- +0100 is the offset of CET against UTC in January (that is during winter time).

If the same instruction had been sent on 10 June (that is during summer time), time indication field would have been completed as follows: :13C:/CLSTIME/0915+0200

Offsets of local time zones against UTC are published in the BIC Directory download file (TZ\*\*\*.txt file), which is available on [www.swiftrefdata.com](http://www.swiftrefdata.com).

**MT 102 - 28. Field 53a: Sender's Correspondent****Format**

Option A	[/1!a] [/34x] 4!a2!a2!c[3!c]	(Party Identifier) (Identifier Code)
Option C	/34x	(Account)

**Presence**

Optional in mandatory sequence C

**Definition**

Where required, this field specifies the account or branch of the Sender or another financial institution through which the Sender will reimburse the Receiver.

**Network Validated Rules**

Identifier Code must be a registered financial institution BIC (Error code(s): T27, T28, T29, T45).

Identifier Code must be a financial institution BIC. This error code applies to all types of BICs referenced in a FIN message including connected BICs, non-connected BICs, Masters, Synonyms, Live destinations and Test & Training destinations (Error code(s): C05).

**Usage Rules**

Absence of this field implies that the bilaterally agreed account is to be used for settlement.

Option A is the preferred option.

Option C must be used where only an account number is to be specified.

In those cases where there are multiple direct account relationships, in the currency of the transaction, between the Sender and the Receiver, and one of these accounts is to be used for reimbursement, the account to be credited or debited must be indicated in field 53a.

If there is no direct account relationship, in the currency of the transaction, between the Sender and the Receiver (or branch of the Receiver when specified in field 54A), then field 53a must be present.

When field 53a is present and contains a branch of the Sender, the need for a cover message is dependent on the currency of the transaction, the relationship between the Sender and the Receiver and the contents of field 54A, if present.

A branch of the Receiver may appear in field 53a if the financial institution providing reimbursement is both the Sender's correspondent and a branch of the Receiver, and the Sender intends to send a cover message to the branch of the Receiver. In this case, the Receiver will be paid by its branch in field 53a.

In all other cases, when field 53a is present, a cover message, that is, MT 202/203 or equivalent non-SWIFT must be sent to the financial institution identified in field 53a.

The use and interpretation of fields 53a and 54A is, in all cases, dictated by the currency of the transaction and the correspondent relationship between the Sender and the Receiver relative to that currency.

**MT 102 - 29. Field 54A: Receiver's Correspondent****Format**

Option A	[/1!a] [/34x]	(Party Identifier)
	4!a2!a2!c[3!c]	(Identifier Code)

**Presence**

Optional in mandatory sequence C

**Definition**

Where required, this field specifies the branch of the Receiver or another financial institution at which the funds will be made available to the Receiver.

**Network Validated Rules**

Identifier Code must be a registered financial institution BIC (Error code(s): T27, T28, T29, T45).

Identifier Code must be a financial institution BIC. This error code applies to all types of BICs referenced in a FIN message including connected BICs, non-connected BICs, Masters, Synonyms, Live destinations and Test & Training destinations (Error code(s): C05).

**Usage Rules**

The absence of fields 53a and 54A implies that the single direct account relationship between the Sender and the Receiver, in the currency of the transfer, will be used.

In those cases where field 54A contains a branch of the Receiver, and is not preceded by field 53a, or field 53a contains an account of the Sender serviced by the Receiver's branch, the Receiver will claim reimbursement from its branch.

If field 54A contains a branch of the Receiver and field 53a contains a branch of the Sender, the Receiver will claim reimbursement from its branch or will be paid by its branch, depending on the currency of the transfer and the relationship between the Sender and the Receiver.

In all other cases where field 54A contains a branch of the Receiver, the Receiver will be paid by its branch in field 54A.

A branch of the Sender must not appear in field 54A.

If the branch of the Sender or other financial institution specified in field 53a is also the account servicer for the Receiver, field 54A must not be present.

Field 54A containing the name of a financial institution other than the Receiver's branch must be preceded by field 53a; the Receiver will be paid by the financial institution in field 54A.

The use and interpretation of fields 53a and 54A is in all cases dictated by the currency of the transaction and the correspondent relationship between the Sender and Receiver relative to that currency.

**MT 102 - 30. Field 72: Sender to Receiver Information****Format**

6\*35x (Narrative Structured Format)

The following line formats must be used:

Line 1	/8c/[additional information]	(Code) (Narrative)
Lines 2-6	[/continuation of additional information]	(Narrative)
	or	(Code) (Narrative)
	[/8c/[additional information]]	

**Presence**

Optional in mandatory sequence C

**Definition**

This field specifies additional information for the Receiver.

### Network Validated Rules

If the first six characters in line 1 contain the character string /REJT/ or /RETN/, then it is mandatory to follow the *Payments Reject/Return Guidelines* described in the [Standards MT Usage Guidelines](#) (Error code(s): T80).

### Usage Rules

This field may be used to provide additional information to the Receiver where no other field is available. In view of the possible delay of execution and/or rejection of the transaction(s), field 72 may only be used after bilateral agreement between the Sender and the Receiver and in encoded form.

## MT 102 Examples

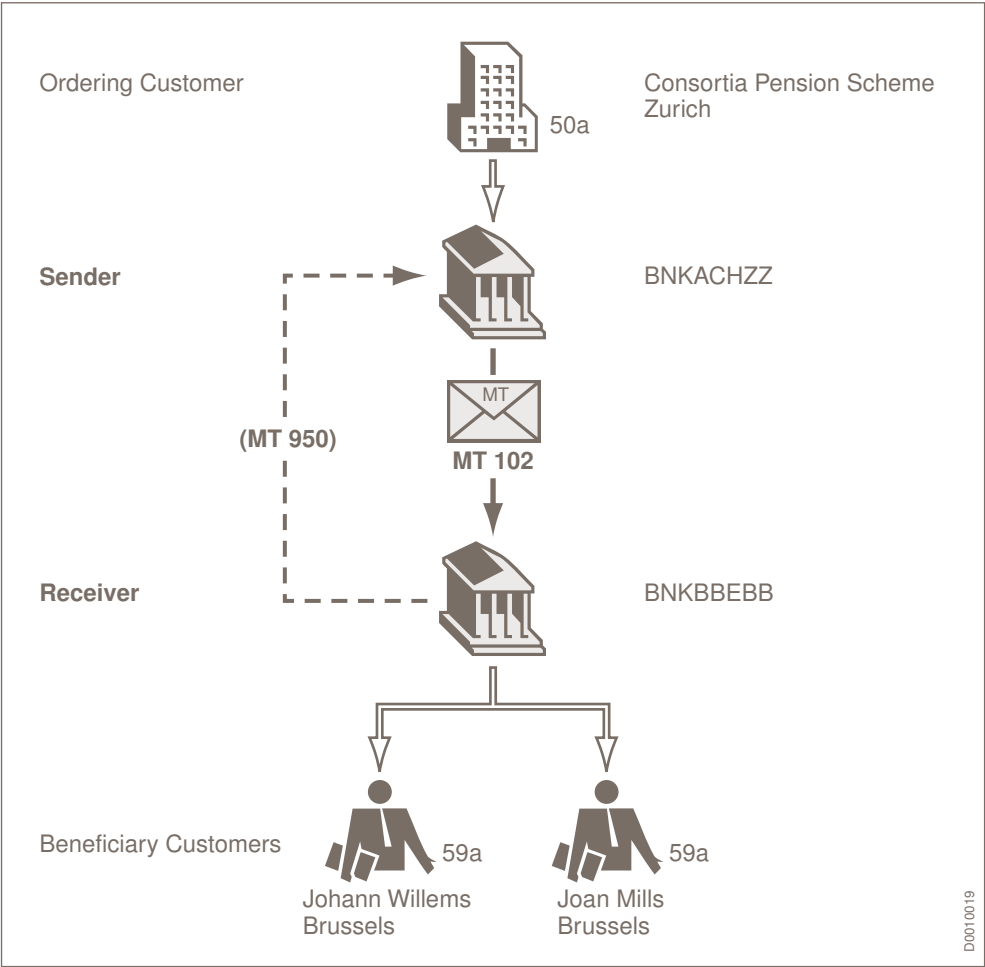
### Narrative

Consortia Pension Scheme, a corporate in Zürich requests its bank (BNKACHZZ) to execute a bulk of payments. The bulk contains pension payments in Swiss Francs. The beneficiaries have their account with the Belgian correspondent of BNKACHZZ.

BNKACHZZ established a bilateral agreement with its Belgian correspondent (BNKBEBB) to exchange MTs 102 for low value transactions. Both banks agreed on a number of details, some of which are highlighted for the purpose of this message:

- transaction charges due to BNKBEBB for the guarantee and processing of on us payments up to the posting to the beneficiary's account, are EUR 5, per transaction
- charges information is explicitly included in the message for control purposes
- charges are settled with the same value date as the sum of transaction amounts
- conversion, if necessary, is performed at the Sender's side. Consequently, transactions are always sent in the currency of the receiving country
- the same exchange rate is applied for all transactions within a same message.

Information Flow



SWIFT Message

Explanation	Format
Sender	BNKACHZZ
Message Type	102
Receiver	BNKBBEBB
Message text: <i>General Information</i>	
File reference	:20:5362/MPB
Bank Operation Code	:23:CREDIT
Ordering Customer	:50K:/1234567890 CONSORTIA PENSION SCHEME FRIEDRICHSTRASSE, 27 8022-ZURICH
Details of Charges	:71A:OUR

Explanation	Format
Exchange Rate	:36:1, 6
<i>Transaction Details 1</i>	
Transaction Reference	:21:ABC/123
Transaction Amount	:32B:EUR1250,
Beneficiary Customer	:59:/001161685134 JOHANN WILLEMS RUE JOSEPH II, 19 1040 BRUSSELS
Remittance Information	:70:PENSION PAYMENT SEPTEMBER 2009
Currency, Instructed Amount	:33B:CHF2000,
Receiver's Charges	:71G:EUR5,
<i>Transaction Details 2</i>	
Transaction Reference	:21:ABC/124
Transaction Amount	:32B:EUR1875,
Beneficiary Customer	:59:/510007547061 JOAN MILLS AVENUE LOUISE 213 1050 BRUSSELS
Remittance Information	:70:PENSION PAYMENT SEPTEMBER 2003
Currency, Instructed Amount	:33B:CHF3000,
Receiver's Charges	:71G:EUR5,
<i>Settlement Details</i>	
Value date, Currency Code, Amount	:32A:090828EUR3135,
Sum of Amounts	:19:3125,
Sum of Receiver's Charges	:71G:EUR10,
End of message text/trailer	

In the statement message sent by BNKBBEBB to its Swiss correspondent, the settlement amount as specified in field 32A and the file reference specified in field 20 will be quoted in the appropriate statement line. For the example given this would result in the following MT 950:

**SWIFT Message**

Explanation	Format
Sender	BNKBEBBB
Message Type	950
Receiver	BNKACHZZ
Message text	
Transaction Reference Number	:20:112734
Account Identification	:25:415370412218
Statement Number	:28C:102/1
Opening Balance	:60F:C090827EUR72000,
Statement Line	:61:090828D3135,S1025362/MPB//1234T
Closing Balance	:62F:C090828EUR68865,
End of message text/trailer	

## MT 102 Checklist

This document provides a checklist which is strongly recommended to be used by financial institutions as a basis for setting up bilateral or multilateral agreements for the processing of crossborder customer payments, that is, Credit Transfers transmitted by MT 102 via FIN or FileAct.

It is recommended that all items listed be covered in the bilateral or multilateral agreements. In order to further facilitate the set up of these agreements, common procedures have been defined which financial institutions, if they wish, may override.

The checklist is not intended to provide an exhaustive list of items nor does SWIFT claim any responsibility for it.

## Currencies Accepted, their Transaction Amount Limit and Settlement

### Currencies Accepted

Unless otherwise agreed, multiple payment transactions are either expressed in the currency of the sending or the receiving country. If financial institutions wish to accept third currencies this should be bilaterally agreed.

### Transaction Amount Limit

If financial institutions agree to define amount limits to the individual transactions, they should specify them per currency.

If the agreement allows for transactions above amounts to which specific requirements apply, for example, regulatory reporting requirements, these requirements and their formatting should be specified as well in the agreement.

## Settlement

Unless otherwise agreed, direct account relationship between the Sender and the Receiver will be used for the booking of the transactions exchanged. However if they wish, financial institutions may also bilaterally agree to include third reimbursement parties in the settlement.

Whatever the agreement, transactions contained in a same message will be booked in one single entry.

For each currency accepted, the amount limit, the account number(s) used for settlement, if other than the normal one(s), and/or the third reimbursement party(ies) involved, if any, can be indicated in the chart below:

Currencies accepted	Transaction amount limit	Settlement account	Third reimbursement institutions(s) if any

## Charges

### Charging Options and Amounts

Unless otherwise agreed, financial institutions will accept the charging options as defined and allowed for in the MT 102. If financial institutions wish to accept only one option, this should be bilaterally agreed.

Financial institutions which accept the OUR option should agree on and specify the transaction charges in the receiving country for 'on us' and if applicable 'not on us' payments.

These transaction charges can be an exact amount or formula (percentage) and cover the guarantee and processing of transactions which the Receiver provides to the Sender until the execution in the receiving country up to the posting to the beneficiary's account. The pricing of bank-customer services, for example, for the method of advice - for daily/weekly/monthly statement for instance, being different from institution to institution are considered not to be part of the charges.

Charges due to:	Type of payment: on us/not on us	Charges per message: formula or exact amount	Charges per transaction: formula or exact amount

The above charges are preferably set for each trimester, if necessary semester. Changes to these charges should be announced one month before the end of the term.

The messages sent as from that implementation date, will be subject to the new tariffs of the Receiver.



## Charges Specifications in the MT 102

Unless otherwise agreed, the pre-agreed charges will be included in the MTs 102 exchanged, as appropriate, for information and control purposes and this in a consistent manner.

Unless otherwise agreed, charges will always be expressed in the same currency as the transaction amount(s) and settlement amount of the message.

In case the charges amounts, due to the above rule, are quoted in a currency different to the one specified in the bilateral agreement, the exchange rate should be quoted in the message exchanged.

## Settlement Procedure for Charges

Unless otherwise agreed, financial institutions will separately indicate in the MT 102 the sum of charges due to the Sender and/or to the Receiver, as appropriate.

The amount settled between financial institutions with the value date specified includes at a minimum the sum of all transaction amounts. Whether the sum of charges due to the Sender and/or Receiver will also be included in the settlement amount, will depend on the agreed settlement procedure for charges.

Regarding this procedure, financial institutions can agree that:

Charges are settled with same value date as the sum of all transaction amounts and booked together	
Charges are settled with same value date as the sum of all transaction amounts but booked separately	
Charges are settled periodically (once ...)	
Other	

Only when using the first or second option, the settlement amount will include the sum of charges.

## Data Transmission and Bulking Criteria

Unless otherwise agreed, credit transfer transactions contained in the same MT 102 should be grouped as follows:

- operations with same bank operation code
- operations in same currency
- operations with same settlement account/institution
- operations with same value date

Financial institutions should agree whether only head office or also branches can be the Sender and/or Receiver of the MT 102 and whether FileAct and/or FIN will be used as transmission method:

	BIC Bank1	BIC Bank2
Only head-office		
Head office and all domestic branches		

	BIC Bank1	BIC Bank2
Head office and a limited number of domestic branches as listed: only list party suffix and branch identifier		

In case FileAct is selected, financial institutions should agree on the maximum size of the MT 102 and whether more than one MT 102 may be contained within the same FileAct message. Financial institutions should also decide whether an MT 102 can be split over two or more FileAct messages as this may have an operational impact.

Maximum size of MT 102	Number of MT 102(s) per FileAct message	MT 102 split over two or more FileAct messages

## Date and Time Frames

Financial institutions should agree on the timeframe needed by the Receiver to execute the payments accepted in its country. This timeframe starts counting as of an agreed cut-off time for receipt of incoming messages by the Receiver.

Messages received before cut-off time, will be settled on a pre-agreed day which is a (number of) day(s) following the day of receipt (day of receipt = D). For messages received after cut-off time, the settlement timeframe will be based on D+1.

D will also be the basis for calculating the execution dates (dates when the funds are available to the Beneficiary).

Date of receipt/acceptance = D

	Currency 1	Currency 2
Receiver's cut-off time		
Settlement timeframe	D (+)	D (+)
Execution timeframe for on/us payments (until funds are on the account of the Beneficiary)	D (+)	D (+)
Execution timeframe for not on/us payments (until funds are on the account of Beneficiary)	D (+)	D (+)

## Level of Controls/Checks and Acceptance of Messages/ Transactions

### Message Level

Unless otherwise agreed, financial institutions will take as a basis for their controls/checks all security aspects of FIN or FileAct as well as the MT 102 message syntax and semantics as defined in the MT 102 message specifications.

In order to achieve straight-through processing of the MTs 102 exchanged, financial institutions should define checks and controls relating to the bilaterally agreed items.

Unless otherwise agreed, messages passing the checks and controls, are considered accepted and therefore irrevocable, that is, to be posted to the nostro/loro account. In FileAct, the positive Acknowledgement sent by the Receiver confirms acceptance of the message received. In FIN, no specific message is required.

If messages do not pass the checks/controls, they will be rejected (see the next checkpoint).

Proposed checks and controls, relating to the bilaterally agreed items, performed by the Receiver and their error codes:

Control/Check	Yes/No	Error Code
Settlement amount		
Value date		
Sender		
Currencies present		
Bulking criteria used		
Information present in field 72		
Bank operation code		
Other		

### Transaction Level

Once the message is accepted, further checks are proposed to take place at transaction level. Only if transaction(s) pass the checks, will they be executed. If not, they will be rejected (see the next checkpoint).

Proposed checks and controls performed by the Receiver including error codes prior to the execution of the transactions:

Control/Check	Yes/No	Error Code
Account number of beneficiary		
Transaction amount		

Control/Check	Yes/No	Error Code
Beneficiary bank identification		
Length of remittance data		
Other		

## Rejects of Messages and/or Transactions

### Message Rejects

For rejects due to a communication failure between the Sender and the Receiver, the existing FIN and FileAct rules apply.

Unless otherwise agreed, messages properly received but failing to pass the message level checks (as defined in the previous checkpoint) will be rejected by the Receiver without further processing. Financial institutions are recommended to use the MT 195 in FIN or the negative acknowledgement in FileAct to advise the rejection. The reject advice should contain at a minimum the reference of the rejected message and the error code(s). The maximum delay acceptable for the Receiver to notify the Sender and possible related charges should be bilaterally agreed.

Unless otherwise agreed, the notification returned to the Sender will exempt the Receiver from processing the message. The Sender will, after correction, resubmit the message.

### Transaction Rejects

The return to the originator of transactions being rejected after the message which contained them has been posted to a nostro/loro account (between the Sender and the Receiver), will cause a settlement. Unless otherwise agreed, this settlement will adhere to the following rules:

- it should be in the same currency as the original transaction currency
- it should take place at a bilaterally agreed value date
- the original transaction amount should remain unchanged
- the settlement should take place via the same account relationship
- normal banking practice prevails.

Financial institutions should agree on a maximum of working days after receipt of the MT 102 for rejecting a transaction and on the charges applied.

The following chart provides details regarding the message/transaction rejects:

	Reject of message	Reject of transaction
Maximum delay as from moment of receipt to advise the reject to Sender		
Charges due to the reject		

## Cancellations

Unless otherwise agreed, messages properly received and accepted are to be considered as irrevocable. Cancellation therefore should be the exception.

If however cancellations are accepted in the bilateral agreement, the following details should be agreed:

	BIC of Bank1	BIC of Bank2
Acceptable delay for the Sender to request cancellation of message		
Acceptable delay for acceptance and response by the Receiver to such request		
Charges due to the Receiver of such request		

Financial institutions are proposed to send their request for cancellation by MT 192, for response by MT 196.

The possible interbank costs of the failure are supported by the Sender.

## Modifications and Changes

Unless otherwise agreed, financial institutions will use the most up-to-date version of the MT 102 for the transmission of their transactions.

Unless otherwise agreed, financial institutions will implement changes in the message specifications of the MT 102 according to the implementation dates as announced by SWIFT

A Sender who has not done the necessary modifications in time may not be able to correctly format the transactions concerned. In this case, the Receiver is not obliged to execute the transactions. Financial institutions should agree who is liable for any costs arising from the non-execution of these transactions. Unless otherwise agreed, the costs are to be supported by the Sender.

A Receiver who has not done the necessary modifications in time may not be able to process the transactions. The Receiver will remain responsible for executing the transactions. Financial institutions should agree who is liable for any costs arising from the non-execution of these transactions. Unless otherwise agreed, the costs are to be supported by the Receiver.

# MT 102 STP Multiple Customer Credit Transfer

**Note** *The use of this message type requires Message User Group (MUG) registration.*

The MT 102 STP allows the exchange of multiple customer credit transfers using a restricted set of fields and format options of the core MT 102 to make it straight through processable. The MT 102 STP is a compatible subset of the core MT 102 that is documented separately in this section.

The differences with the core MT 102 are:

- appropriate MT 102 STP format validation is triggered by the code STP in the validation flag field 119 ({3:{119:STP}}) of the user header of the message (block 3)
- fields 52 and 57 may only be used with letter option A
- field 51A is not used in MT 102 STP. This message may only be used on the FIN SWIFT network since it requires special validation
- field 23 may only contain codes CREDIT and SPAY
- subfield 1 (Account) of field 59a is always mandatory
- field 72, code INS must be followed by a valid financial institution BIC
- field 72, codes REJT/RETN must not be used
- field 72 must not include ERI information.

**Important** To trigger the MT 102 STP format validation, the user header of the message (block 3) is mandatory and must contain the code STP in the validation flag field 119 ({3:{119:STP}}).

## MT 102 STP Scope

This message is sent by or on behalf of the financial institution of the ordering customer(s) to another financial institution for payment to the beneficiary customer(s).

It requests the Receiver to credit the beneficiary customer(s) directly or indirectly through a clearing mechanism or another financial institution.

This message is used to convey multiple payment instructions between financial institutions for clean payments. Its use is subject to bilateral/multilateral agreements between Sender and Receiver.

Amongst other things, these bilateral agreements cover the transaction amount limits, the currencies accepted and their settlement. The multiple payments checklist included below is recommended as a guide for institutions in the setup of their agreements.

## MT 102 STP Format Specifications

The MT 102 STP consists of three sequences:

- Sequence A General Information is a single occurrence sequence and contains information which applies to all individual transactions described in sequence B.
- Sequence B Transaction Details is a repetitive sequence. Each occurrence is used to provide details of one individual transaction.
- Sequence C Settlement Details is a single occurrence sequence and contains information about the settlement.

**MT 102 STP Multiple Customer Credit Transfer**

Status	Tag	Field Name	Content/Options	No.
<b>Mandatory Sequence A General Information</b>				
M	20	File Reference	16x	<a href="#">1</a>
M	23	Bank Operation Code	16x	<a href="#">2</a>
O	50a	Ordering Customer	A, F, or K	<a href="#">3</a>
O	52A	Ordering Institution	[/1!a]/[34x]<crLf>4!a2!a2!c[3!c]	<a href="#">4</a>
O	26T	Transaction Type Code	3!c	<a href="#">5</a>
O	77B	Regulatory Reporting	3*35x	<a href="#">6</a>
O	71A	Details of Charges	3!a	<a href="#">7</a>
O	36	Exchange Rate	12d	<a href="#">8</a>
<b>End of Sequence A General Information</b>				
<b>-----&gt; Mandatory Repetitive Sequence B Transaction Details</b>				
M	21	Transaction Reference	16x	<a href="#">9</a>
M	32B	Transaction Amount	3!a15d	<a href="#">10</a>
O	50a	Ordering Customer	A, F, or K	<a href="#">11</a>
O	52A	Ordering Institution	[/1!a]/[34x]<crLf>4!a2!a2!c[3!c]	<a href="#">12</a>
O	57A	Account With Institution	[/1!a]/[34x]<crLf>4!a2!a2!c[3!c]	<a href="#">13</a>
M	59a	Beneficiary Customer	No letter option, A, or F	<a href="#">14</a>
O	70	Remittance Information	4*35x	<a href="#">15</a>
O	26T	Transaction Type Code	3!c	<a href="#">16</a>
O	77B	Regulatory Reporting	3*35x	<a href="#">17</a>
O	33B	Currency/Instructed Amount	3!a15d	<a href="#">18</a>
O	71A	Details of Charges	3!a	<a href="#">19</a>
<b>-----&gt;</b>				
O	71F	Sender's Charges	3!a15d	<a href="#">20</a>
<b>----- </b>				
O	71G	Receiver's Charges	3!a15d	<a href="#">21</a>

Status	Tag	Field Name	Content/Options	No.
O	36	Exchange Rate	12d	<a href="#">22</a>
-----  End of Sequence B Transaction Details				
Mandatory Sequence C Settlement Details				
M	32A	Value Date, Currency Code, Amount	6!n3!a15d	<a href="#">23</a>
O	19	Sum of Amounts	17d	<a href="#">24</a>
O	71G	Sum of Receiver's Charges	3!a15d	<a href="#">25</a>
----->				
O	13C	Time Indication	/8c/4!n1!x4!n	<a href="#">26</a>
-----				
O	53a	Sender's Correspondent	A or C	<a href="#">27</a>
O	54A	Receiver's Correspondent	[/1!a]/[34x]<crLf>4!a2!a2!c[3!c]	<a href="#">28</a>
O	72	Sender to Receiver Information	6*35x	<a href="#">29</a>
End of Sequence C Settlement Details				
M = Mandatory, O = Optional - Network Validated Rules may apply				

## MT 102 STP Network Validated Rules

- C1** If field 19 is present in sequence C, it must equal the sum of the amounts in all occurrences of field 32B (Error code(s): C01).
- C2** The currency code in the fields 71G, 32B and 32A must be the same for all occurrences of these fields in the message (Error code(s): C02).
- C3** Field 50a must be present either in sequence A or in each occurrence of sequence B, but it must never be present in both sequences, nor be absent from both sequences (Error code(s): D17).

If 50a in sequence A is ...	Then 50a in each sequence B is ...
Present	Not allowed
Not present	Mandatory

- C4** Field 71A must be present either in sequence A or in each occurrence of sequence B, but it must never be present in both sequences, nor be absent from both sequences (Error code(s): D20).



Sequence A if field 71A is ...	In each occurrence of sequence B then field 71A is ...
Present	Not allowed
Not present	Mandatory

- C5** If a field 52A, 26T or 77B is present in sequence A, that field must not be present in any occurrence of sequence B. When a field 52A, 26T or 77B is present in any occurrence of sequence B, that field must not be present in sequence A (Error code(s): D18).

Sequence A if field 52A is ...	In each occurrence of sequence B then field 52A is ...
Present	Not allowed
Not present	Optional

Sequence A if field 26T is ...	In each occurrence of sequence B then field 26T is ...
Present	Not allowed
Not present	Optional

Sequence A if field 77B is ...	In each occurrence of sequence B then field 77B is ...
Present	Not allowed
Not present	Optional

- C6** Field 36 (sequence A or sequence B) must be present in the message if there is any sequence B which contains a field 33B with a currency code different from the currency code in field 32B; in all other cases, field 36 is not allowed in the message.

When a field 36 (sequence A or sequence B) is required, EITHER field 36 must be present in sequence A and not in any sequence B, OR it must be present in every sequence B which contains fields 32B and 33B with different currency codes and must not be present in sequence A or any other sequence B (Error code(s): D22).

Sequence A	Sequence B	
If field 36 is present	Then in minimum one occurrence of sequence B field 33B must be present and currency codes in fields 32B and 33B must be different	And field 36 is not allowed in any occurrence of sequence B

Sequence A	In each occurrence of sequence B		
If field 36 is ...	If field 33B is ...	And currency codes in fields 32B and 33B are ...	Then field 36 is ...
Not present	Present	Equal	Not allowed
		Not equal	Mandatory
	Not present	Not applicable	Not allowed

- C7** If the country codes of the Sender's and the Receiver's BICs are within the following list: AD, AT, BE, BG, BV, CH, CY, CZ, DE, DK, EE, ES, FI, FR, GB, GF, GI, GP, GR, HU, IE, IS, IT, LI, LT, LU, LV, MC, MQ, MT, NL, NO, PL, PM, PT, RE, RO, SE, SI, SJ, SK, SM, TF and VA, then field 33B is mandatory in each occurrence of sequence B, otherwise field 33B is optional (Error code(s): D49).

If country code of Sender's BIC equals one of the listed country codes	And country code of Receiver's BIC equals one of the listed country codes	In each occurrence of sequence B then field 33B is ...
Yes	Yes	Mandatory
Yes	No	Optional
No	Yes	Optional
No	No	Optional

**Note** See Rule C9

- C8** If field 71A in sequence A contains OUR, then field 71F is not allowed and field 71G is optional in any occurrence of sequence B (Error code(s): E13).

In sequence A if field 71A is ...	In each occurrence of sequence B	
	Then field(s) 71F is (are) ...	And field 71G is ...
OUR	Not allowed	Optional

If field 71A in sequence B contains OUR, then field 71F is not allowed and field 71G is optional in the same occurrence of sequence B (Error code(s): E13).

In sequence B if field 71A is ...	In the same occurrence of sequence B	
	Then field(s) 71F is (are) ...	And field 71G is ...
OUR	Not allowed	Optional

**Note** See rule C4 (rule C4 takes precedence over rule C8)

If field 71A in sequence A contains SHA, then fields 71F are optional and field 71G is not allowed in any occurrence of sequence B (Error code(s): D50).

In sequence A if field 71A is ...	In each occurrence of sequence B	
	Then field(s) 71F is (are) ...	And field 71G is ...
SHA	Optional	Not allowed

If field 71A in sequence B contains SHA, then fields 71F are optional and field 71G is not allowed in the same occurrence of sequence B (Error code(s): D50).

In sequence B if field 71A is ...	In the same occurrence of sequence B	
	Then field(s) 71F is (are) ...	And field 71G is ...
SHA	Optional	Not allowed

**Note** See rule C4 (rule C4 takes precedence over rule C8)

If field 71A in sequence A contains BEN, then at least one occurrence of field 71F is mandatory in each occurrence of sequence B and field 71G is not allowed (Error code(s): E15).

In sequence A if field 71A is ...	In each occurrence of sequence B	
	Then field(s) 71F is (are) ...	And field 71G is ...
BEN	Mandatory	Not allowed

If field 71A in sequence B contains BEN, then at least one occurrence of field 71F is mandatory in the same occurrence of sequence B and field 71G is not allowed (Error code(s): E15).

In sequence B if field 71A is ...	In the same occurrence of sequence B	
	Then field(s) 71F is (are) ...	And field 71G is ...
BEN	Mandatory	Not allowed

**Note** See rule C4 (rule C4 takes precedence over rule C8)

**C9** If either field 71F (at least one occurrence) or field 71G are present in an occurrence of sequence B, then field 33B is mandatory in the same occurrence of sequence B (Error code(s): D51).

In each occurrence of sequence B		
If field 71F is ...	And field 71G is ...	Then field 33B is ...
Present	Present	Rejected <sup>(1)</sup>
Present	Not present	Mandatory

In each occurrence of sequence B		
If field 71F is ...	And field 71G is ...	Then field 33B is ...
Not present	Present	Mandatory
Not present	Not present	Optional

(1) both fields 71F and 71G present is not a valid combination, see rule C8.

**C10** If field 71G is present in an occurrence of sequence B, then field 71G is mandatory in the sequence C (Error code(s): D79).

If in any occurrence of sequence B field 71G is ...	In sequence C then field 71G is ...
Present	Mandatory

**C11** If the country codes of the Sender's and the Receiver's BIC are within the following list: AD, AT, BE, BG, BV, CH, CY, CZ, DE, DK, EE, ES, FI, FR, GB, GF, GI, GP, GR, HR, HU, IE, IL, IS, IT, LI, LT, LU, LV, MC, MQ, MT, NL, NO, PL, PM, PT, RE, RO, SE, SI, SJ, SK, SM, TF and VA, then in each occurrence of sequence B the following apply:

- If field 57A is not present, the IBAN (ISO 13616) is mandatory in subfield Account of field 59a in that occurrence of sequence B (Error code(s): D19).
- If field 57A is present and the country code of the financial institution BIC in 57A is within the above list of country codes, the IBAN (ISO 13616) is mandatory in subfield Account of field 59a in that occurrence of sequence B (Error code(s): D19).

In all other cases, the presence of the IBAN (ISO 13616) is optional and its format is not validated in subfield Account of field 59a.

All ISO 13616-compliant, country-specific IBAN formats can be found in the IBAN Registry document on [www.swift.com](http://www.swift.com) > Standards > Document Centre.

In header of MT		In each occurrence of sequence B		
If country code of Sender's BIC equals one of the listed country codes	And country code of Receiver's BIC equals one of the listed country codes	And field 57A is present	And country code of field 57A equals one of the listed country codes	Then an IBAN in subfield Account of field 59a in this occurrence of sequence B is ...
Yes	Yes	No	Not applicable	Mandatory
Yes	No	No	Not applicable	Optional
No	Yes	No	Not applicable	Optional
No	No	No	Not applicable	Optional
Yes	Yes	Yes	Yes	Mandatory
Yes	No	Yes	Yes	Optional

In header of MT		In each occurrence of sequence B		
If country code of Sender's BIC equals one of the listed country codes	And country code of Receiver's BIC equals one of the listed country codes	And field 57A is present	And country code of field 57A equals one of the listed country codes	Then an IBAN in subfield Account of field 59a in this occurrence of sequence B is ...
No	Yes	Yes	Yes	Optional
No	No	Yes	Yes	Optional
Yes	Yes	Yes	No	Optional
Yes	No	Yes	No	Optional
No	Yes	Yes	No	Optional
No	No	Yes	No	Optional

## MT 102 STP Usage Rules

If a registered user receives an MT 102 STP without bilateral agreement with the Sender, the Receiver should query the message according to normal banking practice.

### Usage Rules for Amount Related Fields

There is a relationship between the amount related fields 33B, 32B, 36, 71G, 71F, 19 and 32A which may be logically expressed in the following formulas:

- For each occurrence of sequence B, the instructed amount in field 33B, adjusted with the exchange rate in field 36, minus the Sender's charges in field(s) 71F, equals the transaction amount in field 32B.
- The sum of all transaction amounts in fields 32B, equals the total amount in field 19.
- The sum of all Receiver's charges in fields 71G of sequence B, equals the total Receiver's charges of field 71G in sequence C.
- The total amount in field 19 (or the sum of all transaction amounts in fields 32B), plus the total Receiver's charges in field 71G of sequence C, equals the interbank settled amount in field 32A.

Presence of the fields mentioned above is subject to the conditional field rules C5, C6, C7, C8, C9 and C10. If a field is not present, that field must not be taken into account in the formula. If field 71F is present more than once, all occurrences of that field must be taken into account in the formula.

Sequence A if field 71A is ...	Sequence B		
	then field 32B is ...	field 71F is ...	and field 71G is ...
OUR	Net amount to be credited to the Beneficiary.  Charges have been prepaid by the ordering customer.	Not allowed	Optional
SHA	Amount as instructed by the originator, for example, invoice amount.  Receiver will deduct its own charges.	Optional	Not allowed
BEN	Amount instructed by the originator, after sending bank has deducted its charges.  Receiver will deduct its charges.	At least one occurrence mandatory	Not allowed

Sequence A if field 71A is ...	Sequence C		
	then field 19 is ...	field 32A is ...	and field 71G is ...
OUR	Sum of field(s) 32B of sequence B	Settlement Amount equals field 19 plus field 71G of sequence C	Sum of fields 71G of sequences B
SHA	Not used	Settlement Amount equals Sum of field(s) 32B of sequence B	Not allowed
BEN	Not used	Settlement Amount equals Sum of field(s) 32B of sequence B	Not allowed

## MT 102 STP Field Specifications

### MT 102 STP- 1. Field 20: File Reference

#### Format

16x

#### Presence

Mandatory in mandatory sequence A

**Definition**

This field specifies the reference assigned by the Sender to unambiguously identify the message.

**Network Validated Rules**

This field must not start or end with a slash '/' and must not contain two consecutive slashes '/' (Error code(s): T26).

**Usage Rules**

This reference must be quoted in any related confirmation or statement, for example, MT 900 Confirmation of Debit and/or 950 Statement Message.

The file reference must be unique for each file and is part of the file identification and transaction identification which is used in case of queries, cancellations etc.

## MT 102 STP- 2. Field 23: Bank Operation Code

**Format**

16x

Must be formatted as:

6a

**Presence**

Mandatory in mandatory sequence A

**Definition**

This field identifies the type of operation.

**Codes**

One of the following codes must be used (Error code(s): T08):

CREDIT	Credit transfer(s)	This message contains credit transfer(s) to be processed according to the pre-established bilateral agreement between the Sender and the Receiver.
CRTST	Test credit transfer	This message contains credit transfers for test purpose(s).
SPAY	SWIFTPay	This message contains credit transfer(s) to be processed according to the SWIFTPay Service Level.

**Usage Rules**

As tests in FIN should be done in Test & Training, the code CRTST is only valid when sent by a Test & Training destination.

## MT 102 STP- 3. Field 50a: Ordering Customer

### Format

Option A	[/34x] 4!a2!a2!c[3!c]	(Account) (Identifier Code)
Option F	35x 4*(1!n/33x)	(Party Identifier) (Number/Name and Address)
Option K	[/34x] 4*35x	(Account) (Name and Address)

In option F, the following line formats must be used (Error code(s): T54):

Line 1 (subfield Party Identifier)	/34x	(Account)
Lines 2-5 (subfield Number/Name and Address)	1!n/33x	(Number) (Details)

Or

Line 1 (subfield Party Identifier)	4!a/2!a/27x	(Code) (Country Code) (Identifier)
Lines 2-5 (subfield Number/Name and Address)	1!n/33x	(Number) (Details)

### Presence

Conditional (see rule C3) in mandatory sequence A

### Definition

This field identifies the customer ordering all transactions described in sequence B.

### Codes

In option F, when Party Identifier is used with the (Code)(Country Code)(Identifier) format, one of the following codes must be used in Code (Error code(s): T55):

ARNU	Alien Registration Number	The code followed by a slash, '/' must be followed by the ISO country code, a slash, '/' and the Alien Registration Number.
CCPT	Passport Number	The code followed by a slash, '/' must be followed by the ISO country code, a slash, '/' and the Passport Number.
CUST	Customer Identification Number	The code followed by a slash, '/' must be followed by the ISO country code of the issuer of the number, a slash, '/', the issuer of the number, a slash, '/' and the Customer Identification Number.
DRLC	Driver's Licence Number	The code followed by a slash, '/' must be followed by the ISO country code of the issuing authority, a slash, '/', the issuing authority, a slash, '/' and the Driver's Licence Number.



EMPL	Employer Number	The code followed by a slash, '/' must be followed by the ISO country code of the registration authority, a slash, '/', the registration authority, a slash, '/' and the Employer Number.
NIDN	National Identity Number	The code followed by a slash, '/' must be followed by the ISO country code, a slash, '/' and the National Identity Number.
SOSE	Social Security Number	The code followed by a slash, '/' must be followed by the ISO country code, a slash, '/' and the Social Security Number.
TXID	Tax Identification Number	The code followed by a slash, '/' must be followed by the ISO country code, a slash, '/' and the Tax Identification Number.

## Codes

In option F, Number must contain one of the following values (Error code(s): T56):

1	Name of Ordering Customer	The number followed by a slash, '/' must be followed by the name of the ordering customer.
2	Address Line	The number followed by a slash, '/' must be followed by an address line (Address Line can be used to provide, for example, street name and number, or building name).
3	Country and Town	<p>The first occurrence of number 3 must be followed by a slash, '/', the ISO country code and, optionally, additional details that are preceded by a slash '/'.</p> <p>Other occurrences of number 3 must be followed by a slash '/' and the continuation of additional details.</p> <p>Additional details can contain town, which can be complemented by postal code (for example zip) and country subdivision (for example state, province, or county). The country code and town should, preferably, indicate the country and town of residence.</p>
4	Date of Birth	The number followed by a slash, '/' must be followed by the date of birth in the YYYYMMDD format.
5	Place of Birth	The number followed by a slash, '/' must be followed by the ISO country code, a slash '/' and the place of birth.
6	Customer Identification Number	The number followed by a slash, '/' must be followed by the ISO country code of the issuer of the number, a slash, '/', the issuer of the number, a slash, '/' and the customer identification number.
7	National Identity Number	The number followed by a slash, '/' must be followed by the ISO country code, a slash, '/' and the national identity number.

8	Additional Information	<p>The number followed by a slash, '/' is followed by information that completes one of the following:</p> <ul style="list-style-type: none"> <li>the identifier provided in subfield 1 (Party Identifier) used with the (Code)(Country Code)(Identifier) format.</li> <li>the customer identification number provided in subfield 2 (Name and Address) with number 6.</li> <li>the national identity number provided in subfield 2 (Name and Address) with number 7.</li> </ul>
---	------------------------	--

## Network Validated Rules

Identifier Code must be a registered BIC (Error code(s): T27, T28, T29, T45).

In option F, subfield 1 (Party Identifier) used with the (Code)(Country Code)(Identifier) format: Country Code must be a valid ISO country code (Error code(s): T73).

In option F, subfield 2 (Name and Address):

- The first line must start with number 1 (Error code(s): T56).
- Numbers must appear in numerical order (Error code(s): T56).
- A line starting with number 3 must be present (Error code(s): T56).
- The first occurrence of number 3 must be followed by a valid ISO country code (Error code(s): T73).
- Numbers 1, 2, and 3 may be repeated. The same number must not occur more than 2 times (Error code(s): T56).
- Number 4 must not be used without number 5 and vice versa (Error code(s): T56).
- Number 4 must be followed by a valid date in the format YYYYMMDD and this date, local to the sender, must not be later than the date on which the message is successfully sent to SWIFT (Error code(s): T50).
- Numbers 5, 6 and 7 must be followed by a valid ISO country code (Error code(s): T73), a slash '/' and additional Details (Error code(s): T56).
- Numbers 4, 5, 6, 7 and 8 must not be repeated (Error code(s): T56).
- The use of number 8 is only allowed in the following instances (Error code(s): T56):
  - to continue information on the Identifier of the ordering customer provided in subfield 1 (Party Identifier) used with the (Code)(Country Code)(Identifier) format.
  - to continue information on the Customer Identification Number provided in subfield 2 (Name and Address) following number 6.
  - to continue information on the National Identity Number provided in subfield 2 (Name and Address) following number 7.

## Usage Rules

If the account number of the ordering customer is known, it must be stated in Account.

In option F, subfield 2 (Name and Address): Numbers 1, 2 and 3 may be repeated.

In option F, subfield 2 (Name and Address), if number 2 is present, the first occurrence of number 3 must include the town in additional details.

In option F, subfield 1 (Party Identifier) used with the (Code)(Country Code)(Identifier) format: if additional space is required for providing the Identifier of the ordering customer, one of the following options must be used:

1. First option (preferred): Identify the ordering customer with a different identifier where the length is not an issue.
2. Second option: Continue the information in subfield 2 (Name and Address) using number 8.

In option F, subfield 2 (Name and Address): if additional space is required for providing the Customer Identification Number (number 6) or the National Identity Number (number 7) of the ordering customer, one of the following options must be used:

1. First option (preferred): Identify the ordering customer with a different identifier where the length is not an issue.
2. Second option: Continue the information in subfield 2 (Name and Address) using number 8.

When Chinese characters are necessary and when use is bilaterally agreed, the Chinese Commercial Code e-table and guidelines must be followed as published in [www.swift.com](http://www.swift.com) > Standards > Document centre > Market Practice > Chinese Commercial Code eTable Information.

## Example

### Option F - Example 1

```
:50F:/12345678
1/SMITH JOHN
2/299, PARK AVENUE
3/US/NEW YORK, NY 10017
```

### Option F - Example 2

```
:50F:/BE30001216371411
1/PHILIPS MARK
3/BE/ANTWERPEN
4/19720830
5/BE/BRUSSELS
```

### Option F - Example 3

```
:50F:DRLC/BE/BRUSSELS/NB0949042
1/DUPONT JACQUES
2/HIGH STREET 6, APT 6C
3/BE/BRUSSELS
```

### Option F - Example 4

```
:50F:NIDN/DE/121231234342
1/MANN GEORG
3/DE/DUSSELDORF
6/DE/ABC BANK/1234578293
```

### Option F - Example 5

```
:50F:CUST/DE/ABC BANK/123456789/8-123456
1/MANN GEORG
2/LOW STREET 7
3/DE/FRANKFURT
8/7890
```

*This means that the customer identification number of Mann Georg assigned by ABC Bank is 123456789/8-1234567890.*

## MT 102 STP- 4. Field 52A: Ordering Institution

### Format

Option A	[/1!a] [/34x]	(Party Identifier)
	4!a2!a2!c[3!c]	(Identifier Code)

### Presence

Conditional (see rule C5) in mandatory sequence A

### Definition

This field specifies the financial institution, when different from the Sender, which instructed the Sender to transmit all transactions described in sequence B. This is applicable even if field(s) 50a contain(s) an IBAN.

### Codes

Party Identifier may be used to indicate a national clearing system code.

The following codes may be used, preceded by a double slash '//':

AT	5!n	Austrian Bankleitzahl
AU	6!n	Australian Bank State Branch (BSB) Code
BL	8!n	German Bankleitzahl
CC	9!n	Canadian Payments Association Payment Routing Number
CN	12..14n	China National Advanced Payment System (CNAPS) Code
ES	8..9n	Spanish Domestic Interbanking Code
FW	without 9 digit code	Pay by Fedwire
GR	7!n	HEBIC (Hellenic Bank Identification Code)
HK	3!n	Bank Code of Hong Kong
IE	6!n	Irish National Clearing Code (NSC)
IN	11!c	Indian Financial System Code (IFSC)
IT	10!n	Italian Domestic Identification Code
PL	8!n	Polish National Clearing Code (KNR)
PT	8!n	Portuguese National Clearing Code
SC	6!n	UK Domestic Sort Code

### Network Validated Rules

Identifier Code must be a registered financial institution BIC (Error code(s): T27, T28, T29, T45).

Identifier Code must be a financial institution BIC. This error code applies to all types of BICs referenced in a FIN message including connected BICs, non-connected BICs, Masters, Synonyms, Live destinations and Test & Training destinations (Error code(s): C05).

### Usage Rules

The coded information contained in field 52A must be meaningful to the Receiver of the message.

## MT 102 STP- 5. Field 26T: Transaction Type Code

### Format

Option T                      3!c                      (Type)

### Presence

Conditional (see rule C5) in mandatory sequence A

### Definition

This field identifies the nature of, purpose of and/or reason for all transactions described in sequence B, for example, salaries, pensions or dividends.

### Usage Rules

The information given is intended both for regulatory and statutory requirements and/or to provide information to the beneficiary customer on the nature of the transaction.

Codes from the EUROSTAT list "Code List for Balance of Payments Collection Systems" may be used in this field.

In case the Receiver of the message is not legally obliged to forward the information to a regulatory body, he is allowed to ignore the content of this field.

## MT 102 STP- 6. Field 77B: Regulatory Reporting

### Format

Option B                      3\*35x                      (Narrative)

In addition to narrative text, the following line formats may be used:

Line 1	/8a/2!a[//additional information]	(Code) (Country Code) (Narrative)
Lines 2-3	[//continuation of additional information]	(Narrative)

### Presence

Conditional (see rule C5) in mandatory sequence A

### Definition

This field specifies the codes for the statutory and/or regulatory information required by the authorities in the country of the Receiver or the Sender.

## Codes

When the residence of either the ordering customer or the beneficiary customer is to be identified, one of the following codes must be used in Code, placed between slashes ('/').

BENEFRES	Residence of the beneficiary customer.
ORDERRES	Residence of the ordering customer.

## Usage Rules

Country Code consists of the ISO country code of the country of residence of the ordering customer or beneficiary customer.

In case the Receiver of the message is not legally obliged to forward the information to a regulatory body, he is allowed to ignore the content of this field.

The information specified must not have been explicitly conveyed in another field and is valid for all transactions described in sequence B.

# MT 102 STP- 7. Field 71A: Details of Charges

## Format

Option A                      3!a                      (Code)

## Presence

Conditional (see rule C4, also referenced in rule C8) in mandatory sequence A

## Definition

This field specifies which party will bear the charges for all transactions described in sequence B.

## Codes

One of the following codes must be used (Error code(s): T08):

BEN	Beneficiary	All transaction charges are to be borne by the beneficiary customer.
OUR	Our customer charged	All transaction charges are to be borne by the ordering customer.
SHA	Shared charges	All transaction charges other than the charges of the financial institution servicing the ordering customer account are borne by the beneficiary customer.

# MT 102 STP- 8. Field 36: Exchange Rate

## Format

12d                      (Rate)

**Presence**

Conditional (see rule C6) in mandatory sequence A

**Definition**

This field specifies the exchange rate used to convert all instructed amounts specified in field 33B in sequence B.

**Network Validated Rules**

The integer part of Rate must contain at least one digit. A decimal comma is mandatory and is included in the maximum length (Error code(s): T40, T43).

**Usage Rules**

This field must be present, when a currency conversion has been performed on the Sender's side.

## MT 102 STP- 9. Field 21: Transaction Reference

**Format**

16x

**Presence**

Mandatory in mandatory sequence B

**Definition**

This field specifies the unambiguous reference for the individual transaction contained in a particular occurrence of sequence B.

**Network Validated Rules**

This field must not start or end with a slash '/' and must not contain two consecutive slashes '/' (Error code(s): T26).

**Usage Rules**

In transaction related queries, cancellations etc., the content of field 20 File Reference together with the content of this field provides the transaction identification.

## MT 102 STP- 10. Field 32B: Transaction Amount

**Format**

Option B

3!a15d

(Currency) (Amount)

**Presence**

Mandatory (referenced in rules C1, C2, and C6) in mandatory sequence B

**Definition**

This field specifies the individual transaction amount remitted by the Sender to the Receiver.

**Network Validated Rules**

Currency must be a valid ISO 4217 currency code (Error code(s): T52).

The integer part of Amount must contain at least one digit. A decimal comma is mandatory and is included in the maximum length. The number of digits following the comma must not exceed the maximum number allowed for the specified currency (Error code(s): C03, T40, T43).

The codes XAU, XAG, XPD and XPT are not allowed, as these are codes for commodities for which the category 6 commodities messages must be used (Error code(s): C08).

**Usage Rules**

This amount will, taking into account the charging option, be the basis for the Receiver to calculate the amount to be credited to the beneficiary.

Depending on the charging option specified in field 71A, the content of field 32B is as follows:

- If field 71A is OUR, the net amount to be credited to the beneficiary, as charges have been prepaid by the ordering customer.
- If field 71A is SHA, the amount as instructed by the originator, for example, invoice amount, of which the Receiver will deduct its own charges.
- If field 71A is BEN, the amount as instructed by the originator minus the Senders' charges, and from which amount the Receiver will deduct its charges.

**MT 102 STP- 11. Field 50a: Ordering Customer****Format**

Option A	[/34x] 4!a2!a2!c[3!c]	(Account) (Identifier Code)
Option F	35x 4*(1!n/33x)	(Party Identifier) (Number/Name and Address)
Option K	[/34x] 4*35x	(Account) (Name and Address)

In option F, the following line formats must be used (Error code(s): T54):

Line 1 (subfield Party Identifier)	/34x	(Account)
Lines 2-5 (subfield Number/Name and Address)	1!n/33x	(Number) (Details)

Or

Line 1 (subfield Party Identifier)	4!a/2!a/27x	(Code) (Country Code) (Identifier)
Lines 2-5 (subfield Number/Name and Address)	1!n/33x	(Number) (Details)



**Presence**

Conditional (see rule C3) in mandatory sequence B

**Definition**

This field identifies the customer ordering the transaction in this occurrence of the sequence.

**Codes**

In option F, when Party Identifier is used with the (Code)(Country Code)(Identifier) format, one of the following codes must be used in Code (Error code(s): T55):

ARNU	Alien Registration Number	The code followed by a slash, '/' must be followed by the ISO country code, a slash, '/' and the Alien Registration Number.
CCPT	Passport Number	The code followed by a slash, '/' must be followed by the ISO country code, a slash, '/' and the Passport Number.
CUST	Customer Identification Number	The code followed by a slash, '/' must be followed by the ISO country code of the issuer of the number, a slash, '/', the issuer of the number, a slash, '/' and the Customer Identification Number.
DRLC	Driver's Licence Number	The code followed by a slash, '/' must be followed by the ISO country code of the issuing authority, a slash, '/', the issuing authority, a slash, '/' and the Driver's Licence Number.
EMPL	Employer Number	The code followed by a slash, '/' must be followed by the ISO country code of the registration authority, a slash, '/', the registration authority, a slash, '/' and the Employer Number.
NIDN	National Identity Number	The code followed by a slash, '/' must be followed by the ISO country code, a slash, '/' and the National Identity Number.
SOSE	Social Security Number	The code followed by a slash, '/' must be followed by the ISO country code, a slash, '/' and the Social Security Number.
TXID	Tax Identification Number	The code followed by a slash, '/' must be followed by the ISO country code, a slash, '/' and the Tax Identification Number.

**Codes**

In option F, Number must contain one of the following values (Error code(s): T56):

1	Name of Ordering Customer	The number followed by a slash, '/' must be followed by the name of the ordering customer.
2	Address Line	The number followed by a slash, '/' must be followed by an address line (Address Line can be used to provide, for example, street name and number, or building name).

3	Country and Town	<p>The first occurrence of number 3 must be followed by a slash, '/', the ISO country code and, optionally, additional details that are preceded by a slash '/'.  Other occurrences of number 3 must be followed by a slash '/' and the continuation of additional details.  Additional details can contain town, which can be complemented by postal code (for example zip) and country subdivision (for example state, province, or county). The country code and town should, preferably, indicate the country and town of residence.</p>
4	Date of Birth	The number followed by a slash, '/' must be followed by the date of birth in the YYYYMMDD format.
5	Place of Birth	The number followed by a slash, '/' must be followed by the ISO country code, a slash '/' and the place of birth.
6	Customer Identification Number	The number followed by a slash, '/' must be followed by the ISO country code of the issuer of the number, a slash, '/', the issuer of the number, a slash, '/' and the customer identification number.
7	National Identity Number	The number followed by a slash, '/' must be followed by the ISO country code, a slash, '/' and the national identity number.
8	Additional Information	<p>The number followed by a slash, '/' is followed by information that completes one of the following:</p> <ul style="list-style-type: none"> <li>the identifier provided in subfield 1 (Party Identifier) used with the (Code)(Country Code)(Identifier) format.</li> <li>the customer identification number provided in subfield 2 (Name and Address) with number 6.</li> <li>the national identity number provided in subfield 2 (Name and Address) with number 7.</li> </ul>

### Network Validated Rules

Identifier Code must be a registered BIC (Error code(s): T27, T28, T29, T45).

In option F, subfield 1 (Party Identifier) used with the (Code)(Country Code)(Identifier) format: Country Code must be a valid ISO country code (Error code(s): T73).

In option F, subfield 2 (Name and Address):

- The first line must start with number 1 (Error code(s): T56).
- Numbers must appear in numerical order (Error code(s): T56).
- A line starting with number 3 must be present (Error code(s): T56).
- Numbers 1, 2, and 3 may be repeated. The same number must not occur more than 2 times (Error code(s): T56).
- The first occurrence of number 3 must be followed by a valid ISO country code (Error code(s): T73).
- Number 4 must not be used without number 5 and vice versa (Error code(s): T56).
- Number 4 must be followed by a valid date in the format YYYYMMDD and this date, local to the sender, must not be later than the date on which the message is successfully sent to SWIFT (Error code(s): T50).

- Numbers 5, 6 and 7 must be followed by a valid ISO country code (Error code(s): T73), a slash '/' and additional Details (Error code(s): T56).
- Numbers 4, 5, 6, 7 and 8 must not be repeated (Error code(s): T56).
- The use of number 8 is only allowed in the following instances (Error code(s): T56):
  - to continue information on the Identifier of the ordering customer provided in subfield 1 (Party Identifier) used with the (Code)(Country Code)(Identifier) format.
  - to continue information on the Customer Identification Number provided in subfield 2 (Name and Address) following number 6.
  - to continue information on the National Identity Number provided in subfield 2 (Name and Address) following number 7.

## Usage Rules

If the account number of the ordering customer is known, it must be stated in Account.

In option F, subfield 2 (Name and Address): Numbers 1, 2 and 3 may be repeated.

In option F, subfield 2 (Name and Address): if number 2 is present, the first occurrence of number 3 must include the town in additional details.

In option F, subfield 1 (Party Identifier) used with the (Code)(Country Code)(Identifier) format: if additional space is required for providing the Identifier of the ordering customer, one of the following options must be used:

1. First option (preferred): Identify the ordering customer with a different identifier where the length is not an issue.
2. Second option: Continue the information in subfield 2 (Name and Address) using number 8.

In option F, subfield 2 (Name and Address): if additional space is required for providing the Customer Identification Number (number 6) or the National Identity Number (number 7) of the ordering customer, one of the following options must be used:

1. First option (preferred): Identify the ordering customer with a different identifier where the length is not an issue.
2. Second option: Continue the information in subfield 2 (Name and Address) using number 8.

When Chinese characters are necessary and when use is bilaterally agreed, the Chinese Commercial Code e-table and guidelines must be followed as published in [www.swift.com](http://www.swift.com) > Standards > Document centre > Market Practice > Chinese Commercial Code eTable Information.

## Example

### Option F - Example 1

```
:50F:/12345678
1/SMITH JOHN
2/299, PARK AVENUE
3/US/NEW YORK, NY 10017
```

### Option F - Example 2

```
:50F:/BE30001216371411
1/PHILIPS MARK
3/BE/ANTWERPEN
4/19720830
5/BE/BRUSSELS
```

### Option F - Example 3

```
:50F:DRLC/BE/BRUSSELS/NB0949042
1/DUPONT JACQUES
```

2/HIGH STREET 6, APT 6C  
3/BE/BRUSSELS

Option F - Example 4

:50F:NIDN/DE/121231234342  
1/MANN GEORG  
3/DE/DUSSELDORF  
6/DE/ABC BANK/1234578293

Option F - Example 5

:50F:CUST/DE/ABC BANK/123456789/8-123456  
1/MANN GEORG  
2/LOW STREET 7  
3/DE/FRANKFURT  
8/7890

*This means that the customer identification number of Mann Georg assigned by ABC Bank is 123456789/8-1234567890.*

MT 102 STP- 12. Field 52A: Ordering Institution

Format

Option A	[/1!a] [/34x] 4!a2!a2!c [3!c]	(Party Identifier) (Identifier Code)
----------	----------------------------------	---

Presence

Conditional (see rule C5) in mandatory sequence B

Definition

This field specifies the financial institution, when other than the Sender, which instructed the Sender to transmit the transaction. This is applicable even if field 50a contains an IBAN.

Codes

Party Identifier may be used to indicate a national clearing system code.

The following codes may be used, preceded by a double slash '//':

AT	5!n	Austrian Bankleitzahl
AU	6!n	Australian Bank State Branch (BSB) Code
BL	8!n	German Bankleitzahl
CC	9!n	Canadian Payments Association Payment Routing Number
CN	12..14n	China National Advanced Payment System (CNAPS) Code
ES	8..9n	Spanish Domestic Interbanking Code
FW	without 9 digit code	Pay by Fedwire
GR	7!n	HEBIC (Hellenic Bank Identification Code)
HK	3!n	Bank Code of Hong Kong

IE	6!n	Irish National Clearing Code (NSC)
IN	11!c	Indian Financial System Code (IFSC)
IT	10!n	Italian Domestic Identification Code
PL	8!n	Polish National Clearing Code (KNR)
PT	8!n	Portuguese National Clearing Code
SC	6!n	UK Domestic Sort Code

**Network Validated Rules**

Identifier Code must be a registered financial institution BIC (Error code(s): T27, T28, T29, T45).

Identifier Code must be a financial institution BIC. This error code applies to all types of BICs referenced in a FIN message including connected BICs, non-connected BICs, Masters, Synonyms, Live destinations and Test & Training destinations (Error code(s): C05).

**Usage Rules**

The coded information contained in field 52A must be meaningful to the Receiver of the message.

**MT 102 STP- 13. Field 57A: Account With Institution****Format**

Option A	[/1!a] [/34x]	(Party Identifier)
	4!a2!a2!c [3!c]	(Identifier Code)

**Presence**

Optional (referenced in rule C11) in mandatory sequence B

**Definition**

This field specifies the financial institution which services the account for the beneficiary customer identified in the same sequence. This is applicable even if field 59a contains an IBAN.

**Codes**

Party Identifier may be used to indicate a national clearing system code.

The following codes may be used, preceded by a double slash '//':

AT	5!n	Austrian Bankleitzahl
AU	6!n	Australian Bank State Branch (BSB) Code
BL	8!n	German Bankleitzahl
CC	9!n	Canadian Payments Association Payment Routing Number
CN	12..14n	China National Advanced Payment System (CNAPS) Code

ES	8..9n	Spanish Domestic Interbanking Code
FW	without 9 digit code	Pay by Fedwire
GR	7!n	HEBIC (Hellenic Bank Identification Code)
HK	3!n	Bank Code of Hong Kong
IE	6!n	Irish National Clearing Code (NSC)
IN	11!c	Indian Financial System Code (IFSC)
IT	10!n	Italian Domestic Identification Code
NZ	6!n	New Zealand National Clearing Code
PL	8!n	Polish National Clearing Code (KNR)
PT	8!n	Portuguese National Clearing Code
RT		Pay by Real Time Gross Settlement
SC	6!n	UK Domestic Sort Code

**Network Validated Rules**

Identifier Code must be a registered financial institution BIC (Error code(s): T27, T28, T29, T45).

Identifier Code must be a financial institution BIC. This error code applies to all types of BICs referenced in a FIN message including connected BICs, non-connected BICs, Masters, Synonyms, Live destinations and Test & Training destinations (Error code(s): C05).

**Usage Rules**

When field 57a is not present, it means that the Receiver is also the account with institution.

When it is necessary that an incoming SWIFT payment be made to the party in this field via Fedwire, US banks require that the code //FW appears in the optional Party Identifier of field 57A.

When it is necessary that an incoming SWIFT payment be made to the intermediary or the account with institution via real-time gross settlement (RTGS), the code //RT should appear in the optional Party Identifier of field 57A.

The code //RT is binding for the Receiver. It must not be followed by any other information.

**MT 102 STP- 14. Field 59a: Beneficiary Customer****Format**

No letter option	[ /34x] 4*35x	(Account) (Name and Address)
Option A	[ /34x] 4!a2!a2!c[3!c]	(Account) (Identifier Code)
Option F	[ /34x] 4*(1!n/33x)	(Account) (Number/Name and Address)

**Presence**

Mandatory (referenced in rule C11) in mandatory sequence B

**Definition**

This field specifies the customer to which the transaction amount should be transmitted.

**Codes**

In option F, Number/Name and Address must contain one of the following codes (Error code(s): T56):

1	Name of Beneficiary Customer	The number followed by a slash, '/' must be followed by the name of the beneficiary customer.
2	Address Line	The number followed by a slash, '/' must be followed by an address line (Address Line can be used to provide for example, street name and number, building name or post office box number).
3	Country and Town	<p>The first occurrence of number 3 must be followed by a slash, '/', the ISO country code and, optionally, additional details that are preceded by a slash '/'. Other occurrences of number 3 must be followed by a slash '/' and the continuation of additional details. Additional details can contain town, which can be complemented by postal code (for example zip) and country subdivision (for example state, province, or county). The country code and town should, preferably, indicate the country and town of residence, as provided by the ordering customer.</p>

**Network Validated Rules**

Account must be present (Error code(s): E10).

Identifier Code must be a registered BIC (Error code(s): T27, T28, T29, T45).

If an IBAN must be present in Account (C11), the IBAN must be a valid IBAN (ISO 13616) (Error code(s): D19, T73).

In option F, for subfields (Number)(Name and Address):

- The first line must start with number 1 (Error code(s): T56).
- Numbers must appear in numerical order (Error code(s): T56).
- A line starting with number 3 must be present (Error code(s): T56).
- Numbers 1, 2, and 3 may be repeated. The same number must not occur more than 2 times (Error code(s): T56).
- The first occurrence of number 3 must be followed by a valid ISO Country code (Error code(s): T73).

**Usage Rules**

At least the name or the non-financial institution BIC of the beneficiary customer is mandatory.

If a non-financial institution BIC is specified, it must be meaningful for the financial institution that services the account for the beneficiary customer.

If the account number of the beneficiary customer is known, it must be stated in Account.

In option F:

- line numbers may be repeated
- if number 2 is present, the first occurrence of number 3 must include the town in the additional details

When Chinese characters are necessary and when use is bilaterally agreed, the Chinese Commercial Code e-table and guidelines must be followed as published in [www.swift.com](http://www.swift.com) > Standards > Document centre > Market Practice > Chinese Commercial Code eTable Information.

### Example

#### No letter option

```
:59:/BE62510007547061  
JOHANN WILLEMS  
RUE JOSEPH II, 19  
1040 BRUSSELS
```

#### Option F - Example 1

```
:59F:/BE30001216371411  
1/MARK PHILIPS  
2/HOOGSTRAAT 6, APT 6C  
3/BE/BRUSSELS
```

#### Option F - Example 2

```
:59F:/12345678  
1/DEPT OF PROMOTION OF SPICY FISH  
1/CENTER FOR INTERNATIONALISATION  
3/CN
```

#### Option F - Example 3

```
:59F:/BE88310141014141  
1/JOHN SIMONS  
2/3658 WITMER ROAD  
3/US/POUGHKEEPSIE, NEW YORK 12602  
3/DUTCHES
```

## MT 102 STP- 15. Field 70: Remittance Information

### Format

4\*35x (Narrative)

### Presence

Optional in mandatory sequence B

### Definition

This field specifies details of the individual transaction which are to be transmitted to the beneficiary customer.

### Codes

One of the following codes may be used, placed between slashes (/):

INV	Invoice	Invoice (followed by the date, reference and details of the invoice).
-----	---------	---



IPI	International Payment Instruction	Unique reference identifying a related International Payment Instruction (followed by up to 20 characters).
RFB	Reference for Beneficiary	Reference for the beneficiary customer (followed by up to 16 characters).
ROC	Reference of Customer	Ordering customer's reference.
TSU	Trade Services Utility transaction	The code placed between slashes (/) must be followed by the TSU transaction identifier, a slash (/), the invoice number, a slash (/) and the amount paid.

### Usage Rules

This field must not contain information to be acted upon by the Receiver.

Due to clearing restrictions, which vary significantly from country to country, the Sender must agree to the maximum usable length of this field with the Receiver.

For STP purposes, when an ISO 11649 Creditor Reference is present in this field it must be on the first line, without any characters preceding it, and it must be the only information on that line.

### Example

```
:70:/RFB/12345  
:70:/TSU/00000089963-0820-01/ABC-15/256  
214,
```

## MT 102 STP- 16. Field 26T: Transaction Type Code

### Format

Option T                      3!c                      (Type)

### Presence

Conditional (see rule C5) in mandatory sequence B

### Definition

This field identifies the nature of, purpose of, and/or reason for the individual transaction, for example, salary, pension or dividend.

### Usage Rules

The information given is intended both for regulatory and statutory requirements and/or to provide information to the beneficiary customer on the nature of the transaction.

Codes from the EUROSTAT list "Code List for Balance of Payments Collection Systems" may be used in this field.

In case the Receiver of the message is not legally obliged to forward the information to a regulatory body, he is allowed to ignore the content of this field.

## MT 102 STP- 17. Field 77B: Regulatory Reporting

### Format

Option B                      3\*35x                      (Narrative)

In addition to narrative text, the following line formats may be used:

Line 1	/8a/2!a[//additional information]	(Code) (Country Code) (Narrative)
Lines 2-3	[//continuation of additional information]	(Narrative)

### Presence

Conditional (see rule C5) in mandatory sequence B

### Definition

This field specifies the codes for the statutory and/or regulatory information required by the authorities in the country of the Receiver or the Sender.

### Codes

When the residence of either the ordering customer or the beneficiary customer is to be identified, one of the following codes may be used in Code, placed between slashes ('/').

BENEFRES	Residence of the beneficiary customer.
ORDERRES	Residence of the ordering customer.

### Usage Rules

Country Code consists of the ISO country code of the country of residence of the ordering customer or beneficiary customer.

The information specified must not have been explicitly conveyed in another field.

## MT 102 STP- 18. Field 33B: Currency/Instructed Amount

### Format

Option B                      3!a15d                      (Currency) (Amount)

### Presence

Conditional (see rules C7 and C9, also referenced in rule C6) in mandatory sequence B

### Definition

This field specifies the currency and amount of the instruction. This amount is provided for information purposes and has to be transported unchanged through the transaction chain.

### Network Validated Rules

Currency must be a valid ISO 4217 currency code (Error code(s): T52).

The integer part of Amount must contain at least one digit. A decimal comma is mandatory and is included in the maximum length. The number of digits following the comma must not exceed the maximum number allowed for the specified currency (Error code(s): C03, T40, T43).

### Usage Rules

If field 33B is present in the message received, it has to be forwarded unchanged to the next party.

This field must be present when a currency conversion or an exchange has been performed on the Sender's side.

If the transaction is within the scope of the EC Directive on cross border credit transfers, this amount is the original ordered amount as instructed by the ordering customer. Otherwise, it is the amount that the sending bank was instructed to pay.

As a consequence, if there are no Sender's or Receiver's charges and no currency conversion or exchange took place, field 32A equals 33B, if present.

## MT 102 STP- 19. Field 71A: Details of Charges

### Format

Option A                      3!a                                      (Code)

### Presence

Conditional (see rule C4, also referenced in rule C8) in mandatory sequence B

### Definition

This field specifies which party will bear the charges for the transaction in the same occurrence of sequence B.

### Codes

One of the following codes must be used (Error code(s): T08):

BEN	Beneficiary	All transaction charges are to be borne by the beneficiary customer.
OUR	Our customer charged	The transaction charges are to be borne by the ordering customer.
SHA	Shared charges	All transaction charges other than the charges of the financial institution servicing the ordering customer account are borne by the beneficiary customer.

## MT 102 STP- 20. Field 71F: Sender's Charges

### Format

Option F                      3!a15d                                      (Currency) (Amount)

### Presence

Conditional (see rule C9, also referenced in rule C8) in mandatory sequence B

## Definition

This repetitive field specifies the currency and amount of the transaction charges deducted by the Sender and by previous banks in the transaction chain.

## Network Validated Rules

Currency must be a valid ISO 4217 currency code (Error code(s): T52).

The integer part of Amount must contain at least one digit. A decimal comma is mandatory and is included in the maximum length. The number of digits following the comma must not exceed the maximum number allowed for the specified currency (Error code(s): C03, T40, T43).

## Usage Rules

These fields are conveyed for transparency reasons.

The net amount after deduction of the Sender's charges will be quoted as the transaction amount in field 32B.

This field may be repeated to specify to the Receiver the currency and amount of charges taken by preceding banks in the transaction chain. Charges should be indicated in the order in which they have been deducted from the transaction amount, that is, the first occurrence of this field specifies the charges of the first bank in the transaction chain that deducted charges; the last occurrence always gives the Sender's charges.

# MT 102 STP- 21. Field 71G: Receiver's Charges

## Format

Option G	3!a15d	(Currency) (Amount)
----------	--------	---------------------

## Presence

Conditional (see rule C9, also referenced in rules C2, C8, and C10) in mandatory sequence B

## Definition

This field specifies the currency and amount of the transaction charges due to the Receiver.

## Network Validated Rules

Currency must be a valid ISO 4217 currency code (Error code(s): T52).

The integer part of Amount must contain at least one digit. A decimal comma is mandatory and is included in the maximum length. The number of digits following the comma must not exceed the maximum number allowed for the specified currency (Error code(s): C03, T40, T43).

## Usage Rules

The Receiver's charges are to be conveyed to the Receiver, not for transparency but for accounting reasons, that is, to facilitate bookkeeping and to calculate or verify the total Receiver's charges amount stipulated in sequence C.

## MT 102 STP- 22. Field 36: Exchange Rate

### Format

12d (Rate)

### Presence

Conditional (see rule C6) in mandatory sequence B

### Definition

This field specifies the exchange rate used to convert the instructed amount specified in field 33B in the same occurrence of sequence B.

### Network Validated Rules

The integer part of Rate must contain at least one digit. A decimal comma is mandatory and is included in the maximum length (Error code(s): T40, T43).

### Usage Rules

This field must be present when a currency conversion has been performed on the Sender's side.

## MT 102 STP- 23. Field 32A: Value Date, Currency Code, Amount

### Format

Option A 6!n3!a15d (Date) (Currency) (Amount)

### Presence

Mandatory (referenced in rule C2) in mandatory sequence C

### Definition

This field specifies the value date, the currency and the settlement amount. The settlement amount is the amount to be booked/reconciled at interbank level.

### Network Validated Rules

Date must be a valid date expressed as YYMMDD (Error code(s): T50).

Currency must be a valid ISO 4217 currency code (Error code(s): T52).

The integer part of Amount must contain at least one digit. A decimal comma is mandatory and is included in the maximum length. The number of digits following the comma must not exceed the maximum number allowed for the specified currency (Error code(s): C03, T40, T43).

The codes XAU, XAG, XPD and XPT are not allowed, as these are codes for commodities for which the category 6 commodities messages must be used (Error code(s): C08).

### Usage Rules

Where field 71A indicates OUR payments, this field contains the sum of the amounts specified in the fields 19 and 71G.

Where field 71A indicates SHA or BEN payments, this field contains the total of all fields 32B.

## MT 102 STP- 24. Field 19: Sum of Amounts

### Format

17d (Amount)

### Presence

Optional (referenced in rule C1) in mandatory sequence C

### Definition

This field specifies the sum of all amounts appearing in field 32B in each occurrence of sequence B.

### Network Validated Rules

The integer part of Amount must contain at least one digit. A decimal comma is mandatory and is included in the maximum length. The number of digits following the comma must not exceed the maximum number allowed for the currency specified in field 32A (Error code(s): C03, T40, T43).

### Usage Rules

This field is only to be used where the sum of amounts is different from the settlement amount specified in field 32A, that is, when one or more transactions in sequence B contains the charging option OUR in field 71A.

## MT 102 STP- 25. Field 71G: Sum of Receiver's Charges

### Format

Option G 3!a15d (Currency) (Amount)

### Presence

Conditional (see rule C10, also referenced in rule C2) in mandatory sequence C

### Definition

This field specifies the currency and accumulated amount of the transaction charges due to the Receiver.

### Network Validated Rules

Currency must be a valid ISO 4217 currency code (Error code(s): T52).

The integer part of Amount must contain at least one digit. A decimal comma is mandatory and is included in the maximum length. The number of digits following the comma must not exceed the maximum number allowed for the specified currency (Error code(s): C03, T40, T43).

Amount must not equal zero (Error code(s): D57).

### Usage Rules

Where field 71A indicates OUR payments either in sequence A, or in one or more occurrences of sequence B, this field identifies the sum of the charges due, which has been prepaid and included in the interbank settlement amount.

For transparency or accounting reasons, this field is not to be used when field 71A, either in sequence A or in all occurrences of sequence B, indicates BEN or SHA payments.

## MT 102 STP- 26. Field 13C: Time Indication

### Format

Option C                      /8c/4!n1!x4!n                      (Code) (Time indication) (Sign) (Time offset)

### Presence

Optional in mandatory sequence C

### Definition

This repetitive field specifies one or several time indication(s) related to the processing of the payment instruction.

### Codes

One of the following codes may be used in Code, placed between slashes ("/"):

CLSTIME	CLS Time	The time by which the funding payment must be credited, with confirmation, to the CLS Bank's account at the central bank, expressed in Central European Time (CET).
RNCTIME	Receive Time	The time at which a TARGET2 payment was credited at the receiving central bank, expressed in Central European Time (CET).
SNDDTIME	Send Time	The time at which a TARGET2 payment was debited at the sending central bank, expressed in Central European Time (CET).

### Codes

One of the following codes must be used in Sign (Error code(s): T15):

+	Plus	The + sign.
-	Minus	The - sign.

### Network Validated Rules

Time indication must be a valid time expressed as HHMM (Error code(s): T38).

Time offset is expressed as 'HHMM', where the hour component, that is, 'HH', must be in the range of 00 through 13, and the minute component, that is, 'MM' must be in the range of 00 through 59. Any 'HH' or 'MM' component outside of these range checks will be disallowed (Error code(s): T16).

### Usage Rules

The time zone in which date and Time are expressed is to be identified by means of the offset against the UTC (Coordinated Universal Time - ISO 8601).

### Example

Assume a financial institution in London is sending a payment instruction on 5 January related to CLS in which it indicates that money has to be funded to CLS bank by 09.15 CET.

Time indication field will be completed as follows: :13C:/CLSTIME/0915+0100

**Explanation:**

- 0915 is the time by which the money has to be funded to CLS bank. It has been agreed that CLSTIME is to be indicated in CET (see codes above).
- +0100 is the offset of CET against UTC in January (that is during winter time).

If the same instruction had been sent on 10 June (that is during summer time), time indication field would have been completed as follows: :13C:/CLSTIME/0915+0200

Offsets of local time zones against UTC are published in the BIC Directory download file (TZ\*\*\*.txt file), which is available on [www.swiftrefdata.com](http://www.swiftrefdata.com).

## MT 102 STP- 27. Field 53a: Sender's Correspondent

**Format**

Option A	[/1!a] [/34x] 4!a2!a2!c[3!c]	(Party Identifier) (Identifier Code)
Option C	/34x	(Account)

**Presence**

Optional in mandatory sequence C

**Definition**

Where required, this field specifies the account or branch of the Sender or another financial institution through which the Sender will reimburse the Receiver.

**Network Validated Rules**

Identifier Code must be a registered financial institution BIC (Error code(s): T27, T28, T29, T45).

Identifier Code must be a financial institution BIC. This error code applies to all types of BICs referenced in a FIN message including connected BICs, non-connected BICs, Masters, Synonyms, Live destinations and Test & Training destinations (Error code(s): C05).

**Usage Rules**

Absence of this field implies that the bilaterally agreed account is to be used for settlement.

Option A is the preferred option.

Option C must be used where only an account number is to be specified.

In those cases where there are multiple direct account relationships, in the currency of the transaction, between the Sender and the Receiver, and one of these accounts is to be used for reimbursement, the account to be credited or debited must be indicated in field 53a.

If there is no direct account relationship, in the currency of the transaction, between the Sender and the Receiver (or branch of the Receiver when specified in field 54A), then field 53A must be present.

When field 53A is present and contains a branch of the Sender, the need for a cover message is dependent on the currency of the transaction, the relationship between the Sender and the Receiver and the contents of field 54A, if present.

A branch of the Receiver may appear in field 53A if the financial institution providing reimbursement is both the Sender's correspondent and a branch of the Receiver, and the Sender intends to send a cover message to the branch of the Receiver. In this case, the Receiver will be paid by its branch in field 53A.



In all other cases, when field 53A is present, a cover message, that is, MT 202/203 or equivalent non-SWIFT must be sent to the financial institution identified in field 53A.

The use and interpretation of fields 53a and 54a is, in all cases, dictated by the currency of the transaction and the correspondent relationship between the Sender and the Receiver relative to that currency.

## MT 102 STP- 28. Field 54A: Receiver's Correspondent

### Format

Option A	[/1!a] [/34x]	(Party Identifier)
	4!a2!a2!c[3!c]	(Identifier Code)

### Presence

Optional in mandatory sequence C

### Definition

Where required, this field specifies the branch of the Receiver or another financial institution at which the funds will be made available to the Receiver.

### Network Validated Rules

Identifier Code must be a registered financial institution BIC (Error code(s): T27, T28, T29, T45).

Identifier Code must be a financial institution BIC. This error code applies to all types of BICs referenced in a FIN message including connected BICs, non-connected BICs, Masters, Synonyms, Live destinations and Test & Training destinations (Error code(s): C05).

### Usage Rules

The absence of fields 53a and 54A implies that the single direct account relationship between the Sender and the Receiver, in the currency of the transfer, will be used.

In those cases where field 54A contains a branch of the Receiver, and is not preceded by field 53a, or field 53a contains an account of the Sender serviced by the Receiver's branch, the Receiver will claim reimbursement from its branch.

If field 54A contains a branch of the Receiver and field 53A contains a branch of the Sender, the Receiver will claim reimbursement from its branch or will be paid by its branch, depending on the currency of the transfer and the relationship between the Sender and the Receiver.

In all other cases where field 54A contains a branch of the Receiver, the Receiver will be paid by its branch in field 54A.

A branch of the Sender must not appear in field 54A.

If the branch of the Sender or other financial institution specified in field 53A is also the account servicer for the Receiver, field 54A must not be present.

Field 54A containing the name of a financial institution other than the Receiver's branch must be preceded by field 53A; the Receiver will be paid by the financial institution in field 54A.

The use and interpretation of fields 53a and 54A is in all cases dictated by the currency of the transaction and the correspondent relationship between the Sender and Receiver relative to that currency.

## MT 102 STP- 29. Field 72: Sender to Receiver Information

### Format

6\*35x (Narrative Structured Format)

The following line formats must be used:

Line 1	/8c/[additional information]	(Code) (Narrative)
Lines 2-6	[//continuation of additional information] or [/8c/[additional information]]	(Narrative) or (Code) (Narrative)

### Presence

Optional in mandatory sequence C

### Definition

This field specifies additional information for the Receiver.

### Codes

Unless bilaterally agreed otherwise between the Sender and the Receiver, the following code may be used in Code, placed between slashes ('/'):

INS	Instructing institution	The instructing institution which instructed the Sender to execute the transaction.
-----	-------------------------	---

### Network Validated Rules

If the code /INS/ is used at the beginning of a line, it must be followed by a valid financial institution BIC and be the only information on that line (Error code(s): T27, T28, T29, T44, T45, T46).

If the code /INS/ is present at the beginning of a line, it must not be used again at the beginning of any other line (Error code(s): T47).

If the code /INS/ is used anywhere else than at the beginning of a line, it is treated as free text and is ignored as far as validation is concerned. In this case, there is no validation of the following BIC either.

The codes /REJT/ or /RETN/ must not be used in this field (Error code(s): T81).

This field must not include ERI (Error code(s): T82).

### Usage Rules

Field 72 must never be used for information for which another field is intended.

Each item for which a code exists must start with that code and may be completed with additional information.

Each code used must be between slashes and appear at the beginning of a line. It may be followed by additional narrative text.

Narrative text relating to a preceding code, which is continued on the next line(s), must start with a double slash '//', and, if used, must begin on a new line. Narrative text should preferably be the last information in this field.

Use of field 72 with uncoded instructions is not allowed.

It is strongly recommended to use the standard code proposed above. In any case, where bilateral agreements covering the use of codes in this field are in effect, the code must conform to the structured format of this field.

If code INS is present in field 72 of a received message, then the code and the related details must be passed, unchanged, in field 72 of the subsequent message in the payment chain. Additional codes and details may be added to field 72 of the subsequent message but the original INS and related details must not be altered or removed.

## MT 102 STP Examples

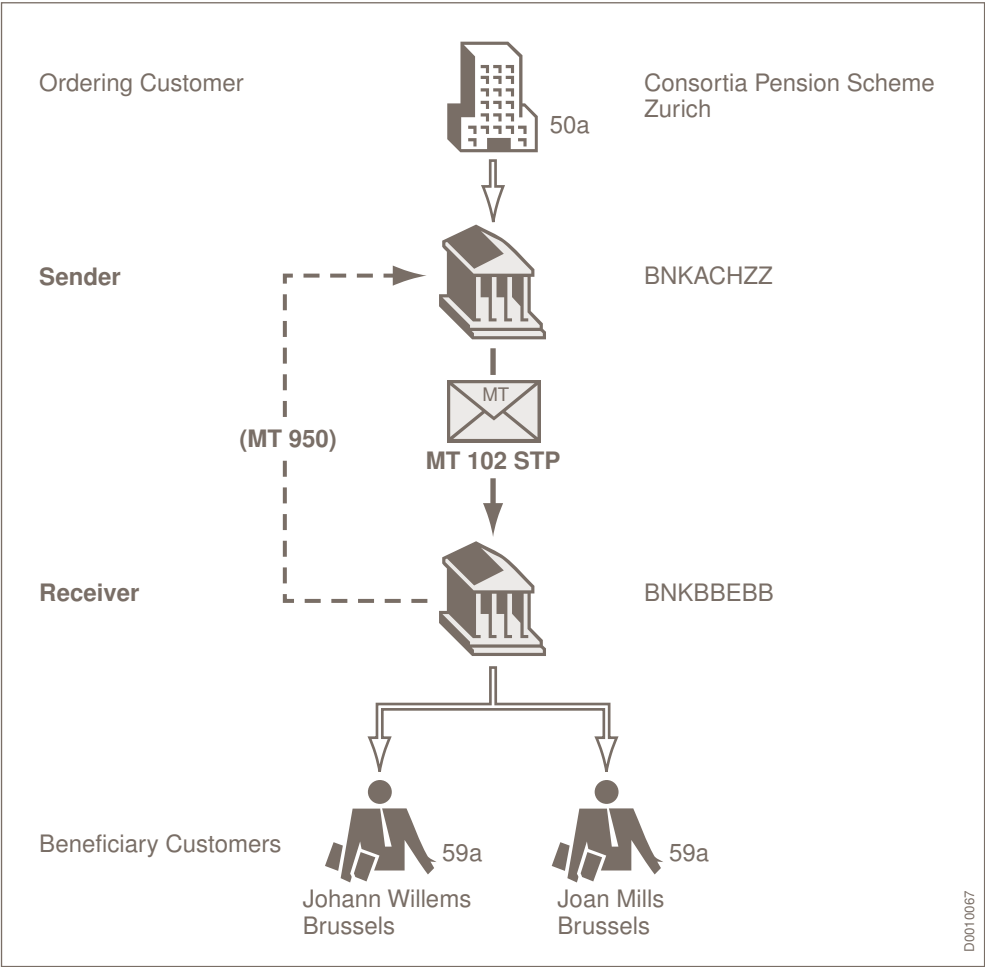
### Narrative

Consortia Pension Scheme, a corporate in Zürich requests its bank (BNKACHZZ) to execute a bulk of payments. The bulk contains pension payments in Swiss Francs. The beneficiaries have their account with the Belgian correspondent of BNKACHZZ.

BNKACHZZ established a bilateral agreement with its Belgian correspondent (BNKBBEBB) to exchange MTs 102 for low value transactions. Both banks agreed on a number of details, some of which are highlighted for the purpose of this message:

- transaction charges due to BNKBBEBB for the guarantee and processing of on us payments up to the posting to the beneficiary's account, are EUR 5, per transaction
- charges information is explicitly included in the message for control purposes
- charges are settled with the same value date as the sum of transaction amounts
- conversion, if necessary, is performed at the Sender's side. Consequently, transactions are always sent in the currency of the receiving country
- the same exchange rate is applied for all transactions within a same message

Information Flow



D0010067

SWIFT Message

Explanation	Format
Sender	BNKACHZZ
Message Type	102 STP
Receiver	BNKBBEBB
Message text: <i>General Information</i>	
File Reference	:20:5362/MPB
Bank Operation Code	:23:CREDIT
Ordering Customer	:50K:/1234567890 CONSORTIA PENSION SCHEME FRIEDRICHSTRASSE, 27 8022-ZURICH
Details of Charges	:71A:OUR

Explanation	Format
Exchange Rate	:36:1,6
<i>Transaction Details 1</i>	
Transaction Reference	:21:ABC/123
Transaction Amount	:32B:EUR1250,
Beneficiary Customer	:59:/BE68001161685134 JOHANN WILLEMS RUE JOSEPH II, 19 1040 BRUSSELS
Remittance Information	:70:PENSION PAYMENT SEPTEMBER 2009
Currency, Instructed Amount	:33B:CHF2000,
Receiver's Charges	:71G:EUR5,
<i>Transaction Details 2</i>	
Transaction Reference	:21:ABC/124
Transaction Amount	:32B:EUR1875,
Beneficiary Customer	:59:/BE6251000754706 JOAN MILLS AVENUE LOUISE 213 1050 BRUSSELS
Remittance Information	:70:PENSION PAYMENT SEPTEMBER 2003
Currency, Instructed Amount	:33B:CHF3000,
Receiver's Charges	:71G:EUR5,
<i>Settlement Details</i>	
Value Date, Currency Code, Amount	:32A:090828EUR3135,
Sum of Amounts	:19:3125,
Sum of Receiver's Charges	:71G:EUR10,
End of message text/trailer	

In the statement message sent by BNKBBEBB to its Swiss correspondent, the settlement amount as specified in field 32A and the file reference specified in field 20 will be quoted in the appropriate statement line. For the example given this would result in the following MT 950:

**SWIFT Message**

Explanation	Format
Sender	BNKBEBBB
Message Type	950
Receiver	BNKACHZZ
Message text	
Transaction Reference Number	:20:112734
Account Identification	:25:415370412218
Statement Number	:28C:102/1
Opening Balance	:60F:C090827EUR72000,
Statement Line	:61:090828D3135,S1025362/MPB//1234T
Closing Balance	:62F:C090828EUR68865,
End of message text/trailer	

## MT 102 STP Checklist

This document provides a checklist which is strongly recommended to be used by financial institutions as a basis for setting up bilateral or multilateral agreements for the processing of crossborder customer payments, that is, Credit Transfers transmitted by MT 102 STP via FIN.

It is recommended that all items listed be covered in the bilateral or multilateral agreements. In order to further facilitate the set up of these agreements, common procedures have been defined which financial institutions, if they wish, may override.

The checklist is not intended to provide an exhaustive list of items nor does SWIFT claim any responsibility for it.

## Currencies Accepted, their Transaction Amount Limit and Settlement

### Currencies Accepted

Unless otherwise agreed, multiple payment transactions are either expressed in the currency of the sending or the receiving country. If financial institutions wish to accept third currencies this should be bilaterally agreed.

### Transaction Amount Limit

If financial institutions agree to define amount limits to the individual transactions, they should specify them per currency.

If the agreement allows for transactions above amounts to which specific requirements apply, for example, regulatory reporting requirements, these requirements and their formatting should be specified as well in the agreement.

## Settlement

Unless otherwise agreed, direct account relationship between the Sender and the Receiver will be used for the booking of the transactions exchanged. However if they wish, financial institutions may also bilaterally agree to include third reimbursement parties in the settlement.

Whatever the agreement, transactions contained in a same message will be booked in one single entry.

For each currency accepted, the amount limit, the account number(s) used for settlement, if other than the normal one(s), and/or the third reimbursement party(ies) involved, if any, can be indicated in the chart below:

Currencies accepted	Transaction amount limit	Settlement account	Third reimbursement institutions(s) if any

## Charges

### Charging Options and Amounts

Unless otherwise agreed, financial institutions will accept the charging options as defined and allowed for in the MT 102 STP. If financial institutions wish to accept only one option, this should be bilaterally agreed.

Financial institutions which accept the OUR option should agree on and specify the transaction charges in the receiving country for 'on us' and if applicable 'not on us' payments.

These transaction charges can be an exact amount or formula (percentage) and cover the guarantee and processing of transactions which the Receiver provides to the Sender until the execution in the receiving country up to the posting to the beneficiary's account. The pricing of bank-customer services, for example, for the method of advice - for daily/weekly/monthly statement for instance, being different from institution to institution are considered not to be part of the charges.

Charges due to:	Type of payment: on us/not on us	Charges per message: formula or exact amount	Charges per transaction: formula or exact amount

The above charges are preferably set for each trimester, if necessary semester. Changes to these charges should be announced one month before the end of the term.

The messages sent as from that implementation date, will be subject to the new tariffs of the Receiver.

## Charges Specifications in the MT 102 STP

Unless otherwise agreed, the pre-agreed charges will be included in the MTs 102 STP exchanged, as appropriate, for information and control purposes and this in a consistent manner.

Unless otherwise agreed, charges will always be expressed in the same currency as the transaction amount(s) and settlement amount of the message.

In case the charges amounts, due to the above rule, are quoted in a currency different to the one specified in the bilateral agreement, the exchange rate should be quoted in the message exchanged.

## Settlement Procedure for Charges

Unless otherwise agreed, financial institutions will separately indicate in the MT 102 STP the sum of charges due to the Sender and/or to the Receiver, as appropriate.

The amount settled between financial institutions with the value date specified includes at a minimum the sum of all transaction amounts. Whether the sum of charges due to the Sender and/or Receiver will also be included in the settlement amount, will depend on the agreed settlement procedure for charges.

Regarding this procedure, financial institutions can agree that:

Charges are settled with same value date as the sum of all transaction amounts and booked together	
Charges are settled with same value date as the sum of all transaction amounts but booked separately	
Charges are settled periodically (once ...)	
Other	

Only when using the first or second option, the settlement amount will include the sum of charges.

## Data Transmission and Bulking Criteria

Unless otherwise agreed, credit transfer transactions contained in the same MT 102 STP should be grouped as follows:

- operations with same bank operation code
- operations in same currency
- operations with same settlement account/institution
- operations with same value date

Financial institutions should agree whether only head office or also branches can be the Sender and/or Receiver of the MT 102 STP:

	BIC Bank1	BIC Bank2
Only head-office		
Head office and all domestic branches		



	BIC Bank1	BIC Bank2
Head office and a limited number of domestic branches as listed: only list party suffix and branch identifier		

## Date and Time Frames

Financial institutions should agree on the timeframe needed by the Receiver to execute the payments accepted in its country. This timeframe starts counting as of an agreed cut-off time for receipt of incoming messages by the Receiver.

Messages received before cut-off time, will be settled on a pre-agreed day which is a (number of) day(s) following the day of receipt (day of receipt = D). For messages received after cut-off time, the settlement timeframe will be based on D+1.

D will also be the basis for calculating the execution dates (dates when the funds are available to the Beneficiary).

Date of receipt/acceptance = D

	Currency 1	Currency 2
Receiver's cut-off time		
Settlement timeframe	D (+)	D (+)
Execution timeframe for on/us payments (until funds are on the account of the Beneficiary)	D (+)	D (+)
Execution timeframe for not on/us payments (until funds are on the account of Beneficiary)	D (+)	D (+)

## Level of Controls/Checks and Acceptance of Messages/ Transactions

### Message Level

Unless otherwise agreed, financial institutions will take as a basis for their controls/checks all security aspects of FIN as defined in the SWIFT FIN User Handbook as well as the MT 102 STP message syntax and semantics as defined in the MT 102 STP message specifications.

In order to achieve straight-through processing of the MTs 102 STP exchanged, financial institutions should define checks and controls relating to the bilaterally agreed items.

Unless otherwise agreed, messages passing the checks and controls, are considered accepted and therefore irrevocable, that is, to be posted to the nostro/loro account.

If messages do not pass the checks/controls, they will be rejected (see the next checkpoint).

Proposed checks and controls, relating to the bilaterally agreed items, performed by the Receiver and their error codes:

Control/Check	Yes/No	Error Code
Settlement amount		
Value date		
Sender		
Currencies present		
Bulking criteria used		
Information present in field 72		
Bank operation code		
Other		

## Transaction Level

Once the message is accepted, further checks are proposed to take place at transaction level. Only if transaction(s) pass the checks, will they be executed. If not, they will be rejected (see the next checkpoint).

Proposed checks and controls performed by the Receiver including error codes prior to the execution of the transactions:

Control/Check	Yes/No	Error Code
Account number of beneficiary		
Transaction amount		
Beneficiary bank identification		
Length of remittance data		
Other		

## Rejects of Messages and/or Transactions

### Message Rejects

For rejects due to a communication failure between the Sender and the Receiver, the existing FIN rules apply.

Unless otherwise agreed, messages properly received but failing to pass the message level checks (as defined in the previous checkpoint) will be rejected by the Receiver without further processing. Financial institutions are recommended to use the MT 195 to advise the rejection. The reject advice should contain at a minimum the reference of the rejected message and the error code(s). The maximum delay acceptable for the Receiver to notify the Sender and possible related charges should be bilaterally agreed.

Unless otherwise agreed, the notification returned to the Sender will exempt the Receiver from processing the message. The Sender will, after correction, resubmit the message.

## Transaction Rejects

The return to the originator of transactions being rejected after the message which contained them has been posted to a nostro/loro account (between the Sender and the Receiver), will cause a settlement. Unless otherwise agreed, this settlement will adhere to the following rules:

- it should be in the same currency as the original transaction currency
- it should take place at a bilaterally agreed value date
- the original transaction amount should remain unchanged
- the settlement should take place via the same account relationship
- normal banking practice prevails.

Financial institutions should agree on a maximum of working days after receipt of the MT 102 for rejecting a transaction and on the charges applied.

The following chart provides details regarding the message/transaction rejects:

	Reject of message	Reject of transaction
Maximum delay as from moment of receipt to advise the reject to Sender		
Charges due to the reject		

## Cancellations

Unless otherwise agreed, messages properly received and accepted are to be considered as irrevocable. Cancellation therefore should be the exception.

If however cancellations are accepted in the bilateral agreement, the following details should be agreed:

	BIC of Bank1	BIC of Bank2
Acceptable delay for the Sender to request cancellation of message		
Acceptable delay for acceptance and response by the Receiver to such request		
Charges due to the Receiver of such request		

Financial institutions are proposed to send their request for cancellation by MT 192, for response by MT 196.

The possible interbank costs of the failure are supported by the Sender.

## Modifications and Changes

Unless otherwise agreed, financial institutions will use the most up-to-date version of the MT 102 STP for the transmission of their transactions.

Unless otherwise agreed, financial institutions will implement changes in the message specifications of the MT 102 STP according to the implementation dates as announced by SWIFT

A Sender who has not done the necessary modifications in time may not be able to correctly format the transactions concerned. In this case, the Receiver is not obliged to execute the transactions. Financial institutions should agree who is liable for any costs arising from the non-execution of these transactions. Unless otherwise agreed, the costs are to be supported by the Sender.

A Receiver who has not done the necessary modifications in time may not be able to process the transactions. The Receiver will remain responsible for executing the transactions. Financial institutions should agree who is liable for any costs arising from the non-execution of these transactions. Unless otherwise agreed, the costs are to be supported by the Receiver.

# MT 103 Single Customer Credit Transfer

The MT 103 is a General Use message, that is, no registration in a Message User Group (MUG) is necessary to send and receive this message. It allows the exchange of single customer credit transfers using all MT 103 fields. The MT 103 can be straight through processable if the message is properly formatted according to pre-agreed bilateral/multilateral rules.

Two variants of the MT 103 exist and these are documented separately:

1. The MT 103 STP is a general use message, that is, no registration in a MUG is necessary to send and receive this message. It allows for the exchange of single customer credit transfers using a network-validated, restricted set of fields and format options of the MT 103 to make it straight through processable.
2. The MT 103 REMIT requires registration in the Extended Remittance Information MUG. This MUG allows its subscribers to exchange MT 103 REMIT messages with an extended amount of remittance information in the additional field 77T Envelope Contents. This remittance information may optionally be exchanged in a non-SWIFT format, such as EDIFACT or ANSI-X12.

**Important** User header block (block 3) must be present and must contain field 121 Unique End-to-end Transaction Reference (UETR). In cases where the sender is acting as intermediary and a UETR was present in the received message, the UETR must be passed, unchanged, to the next message in the transaction chain. In all other cases a new UETR must be used. Details of the format of the user header block and field 121, and also the required order of fields in the user header block, can be found in the [FIN Operations Guide](#).

## MT 103 Scope

This message type is sent by or on behalf of the financial institution of the ordering customer, directly or through (a) correspondent(s), to the financial institution of the beneficiary customer.

It is used to convey a funds transfer instruction in which the ordering customer or the beneficiary customer, or both, are non-financial institutions from the perspective of the Sender.

This message may only be used for clean payment instructions. It must not be used to advise the remitting bank of a payment for a clean, for example, cheque, collection, nor to provide the cover for a transaction whose completion was advised separately, for example, via an MT 400.

## MT 103 Format Specifications

### MT 103 Single Customer Credit Transfer

Status	Tag	Field Name	Content/Options	No.
M	20	Sender's Reference	16x	<a href="#">1</a>
----->				
O	13C	Time Indication	/8c/4!n1!x4!n	<a href="#">2</a>
-----				
M	23B	Bank Operation Code	4!c	<a href="#">3</a>

Status	Tag	Field Name	Content/Options	No.
----->				
O	23E	Instruction Code	4!c[/30x]	<a href="#">4</a>
-----				
O	26T	Transaction Type Code	3!c	<a href="#">5</a>
M	32A	Value Date/Currency/Interbank Settled Amount	6!n3!a15d	<a href="#">6</a>
O	33B	Currency/Instructed Amount	3!a15d	<a href="#">7</a>
O	36	Exchange Rate	12d	<a href="#">8</a>
M	50a	Ordering Customer	A, F, or K	<a href="#">9</a>
O	51A	Sending Institution	[/1!a]/[34x]<crLf>4!a2!a2!c[3!c]	<a href="#">10</a>
O	52a	Ordering Institution	A or D	<a href="#">11</a>
O	53a	Sender's Correspondent	A, B, or D	<a href="#">12</a>
O	54a	Receiver's Correspondent	A, B, or D	<a href="#">13</a>
O	55a	Third Reimbursement Institution	A, B, or D	<a href="#">14</a>
O	56a	Intermediary Institution	A, C, or D	<a href="#">15</a>
O	57a	Account With Institution	A, B, C, or D	<a href="#">16</a>
M	59a	Beneficiary Customer	No letter option, A, or F	<a href="#">17</a>
O	70	Remittance Information	4*35x	<a href="#">18</a>
M	71A	Details of Charges	3!a	<a href="#">19</a>
----->				
O	71F	Sender's Charges	3!a15d	<a href="#">20</a>
-----				
O	71G	Receiver's Charges	3!a15d	<a href="#">21</a>
O	72	Sender to Receiver Information	6*35x	<a href="#">22</a>
O	77B	Regulatory Reporting	3*35x	<a href="#">23</a>
M = Mandatory, O = Optional - Network Validated Rules may apply				

## MT 103 Network Validated Rules

- C1** If field 33B is present and the currency code is different from the currency code in field 32A, field 36 must be present, otherwise field 36 is not allowed (Error code(s): D75).

If field 33B is ...	And currency code in field 33B is ...	Then field 36 is ...
Present	Not equal to currency code in field 32A	Mandatory
	Equal to currency code in field 32A	Not allowed
Not present	Not applicable	Not allowed

- C2** If the country codes of the Sender's and the Receiver's BICs are within the following list: AD, AT, BE, BG, BV, CH, CY, CZ, DE, DK, ES, EE, FI, FR, GB, GF, GI, GP, GR, HU, IE, IS, IT, LI, LT, LU, LV, MC, MQ, MT, NL, NO, PL, PM, PT, RE, RO, SE, SI, SJ, SK, SM, TF and VA, then field 33B is mandatory, otherwise field 33B is optional (Error code(s): D49).

If country code of Sender's BIC equals one of the listed country codes	And country code of Receiver's BIC equals one of the listed country codes	Then field 33B is ...
Yes	Yes	Mandatory
Yes	No	Optional
No	Yes	Optional
No	No	Optional

**Note** See also Network Validated Rule C15 (Error code(s): D51).

- C3** If field 23B contains the code SPRI, field 23E may contain only the codes SDVA, TELB, PHOB, INTC (Error code(s): E01).

If field 23B contains one of the codes SSTD or SPAY, field 23E must not be used (Error code(s): E02).

If field 23B is ...	Then field 23E is ...
SPRI	Optional. It can contain only SDVA, TELB, PHOB or INTC
SSTD	Not allowed
SPAY	Not allowed
Not equal to SPRI, SSTD and SPAY	Optional

- C4** If field 23B contains one of the codes SPRI, SSTD or SPAY, field 53a must not be used with option D (Error code(s): E03).

If field 23B is ...	Then field 53a ...
SPRI, SSTD or SPAY	Must not be used with option D

- C5** If field 23B contains one of the codes SPRI, SSTD or SPAY and field 53a is present with option B, Party Identifier must be present in field 53B (Error code(s): E04).

- C6** If field 23B contains one of the codes SPRI, SSTD or SPAY, field 54a may be used with option A only (Error code(s): E05).

If field 23B is ...	Then field 54a ...
SPRI, SSTD or SPAY	May be used with option A only

- C7** If field 55a is present, then both fields 53a and 54a must also be present (Error code(s): E06).

If field 55a is ...	Then field 53a is ...	And field 54a is ...
Present	Mandatory	Mandatory
Not present	Optional	Optional

- C8** If field 23B contains one of the codes SPRI, SSTD or SPAY, field 55a may be used with option A only (Error code(s): E07).

If field 23B is ...	Then field 55a ...
SPRI, SSTD or SPAY	May be used with option A only

- C9** If field 56a is present, field 57a must also be present (Error code(s): C81).

If field 56a is ...	Then field 57a is ...
Present	Mandatory
Not present	Optional

- C10** If field 23B contains the code SPRI, field 56a must not be present (Error code(s): E16).

If field 23B contains one of the codes SSTD or SPAY, field 56a may be used with either option A or option C. If option C is used, it must contain a clearing code (Error code(s): E17).

If field 23B is ...	Then field 56a is ...
SPRI	Not allowed



If field 23B is ...	Then field 56a is ...
SSTD or SPAY	Allowed with option A or C only (if option C: clearing code must be used)

- C11** If field 23B contains one of the codes SPRI, SSTD or SPAY, field 57a may be used with option A, option C or option D. Subfield 1 (Party Identifier) in option D must be present (Error code(s): E09).

If field 23B is ...	Then field 57a is ...
SPRI, SSTD or SPAY	Allowed only with options A, C or D (In option D: Party Identifier is mandatory)

- C12** If field 23B contains one of the codes SPRI, SSTD or SPAY, subfield 1 (Account) in field 59a Beneficiary Customer is mandatory (Error code(s): E10).
- C13** If any field 23E contains the code CHQB, subfield 1 (Account) in field 59a Beneficiary Customer is not allowed (Error code(s): E18).
- C14** If field 71A contains OUR, then field 71F is not allowed and field 71G is optional (Error code(s): E13).

If field 71A is ...	Then field 71F is ...	And field 71G is ...
OUR	Not allowed	Optional

If field 71A contains SHA, then field(s) 71F is(are) optional and field 71G is not allowed (Error code(s): D50).

If field 71A is ...	Then field(s) 71F is(are) ...	And field 71G is ...
SHA	Optional	Not allowed

If field 71A contains BEN, then at least one occurrence of field 71F is mandatory and field 71G is not allowed (Error code(s): E15).

If field 71A is ...	Then field 71F is ...	And field 71G is ...
BEN	Mandatory (at least one occurrence)	Not allowed

- C15** If either field 71F (at least one occurrence) or field 71G is present, then field 33B is mandatory, otherwise field 33B is optional (Error code(s): D51).

Note 1: The presence of both fields 71F and 71G is also regulated by the network validated rule C14 (Error code(s): E13, D50, E15).

Note 2: The presence of field 33B is also regulated by the Network Validated Rule C2 (Error code(s): D49).

**C16** If field 56a is not present, no field 23E may contain TELI or PHOI (Error code(s): E44).

If field 56a is ...	Then no occurrence of field 23E subfield 1 may contain ...
Not present	TELI or PHOI

**C17** If field 57a is not present, no field 23E may contain TELE or PHON (Error code(s): E45).

If field 57a is ...	Then no occurrence of field 23E subfield 1 may contain ...
Not present	TELE or PHON

**C18** The currency code in the fields 71G and 32A must be the same (Error code(s): C02).

## MT 103 Usage Rules

- When the cover method is used for a customer credit transfer, the originating bank must:
  - copy the content of field 20 of the MT 103 unchanged into field 21 of the related MT 202 COV;
  - copy the content of field 121, in the user header block, of the MT 103 unchanged into field 121, in the user header block, of the related MT 202 COV.
- When the receiver of an MT 103 either credits the account of the beneficiary customer or rejects the payment, a confirmation to Tracker (TRCKCHZZ) is mandatory. Business rules and technical specifications of the confirmation are available on the Knowledge Centre > Products A-Z > Universal Confirmations > [Universal Confirmations Rulebook](#).
- Field 72 may only be present when it is structured, that is, only contains coded information.
- When sending the message via FileAct, institutions should bilaterally agree on the maximum size of the message.

## Usage Rules for Amount Related Fields

There is a relationship between the amount related fields 33B, 36, 71G, 71F and 32A which may be logically expressed in the following formula:

- The instructed amount in field 33B, adjusted with the exchange rate in field 36, plus the Receiver's charges in field 71G, minus the Sender's charges in field(s) 71F, equals the interbank settled amount in field 32A.

Presence of the fields mentioned above is subject to the conditional field rules C1, C2, C14 and C15. If a field is not present, that field must not be taken into account in the formula. If field 71F is present more than once, all occurrences of that field must be taken into account in the formula.

## Examples: Transaction A

- Pay the equivalent of EUR 1000,00 in GBP to a beneficiary in the United Kingdom
- Exchange rate is 1 EUR for 0,61999 GBP
- Transaction charges on the Sender's side are EUR 5,00 (=GBP 3,1)
- Transaction charges on the Receiver's side are GBP 4 (=EUR 6,45)

### Example A1: Charging option is OUR

1. Amount debited from the ordering customer's account:

Instructed Amount	EUR	1000,00
+ Sender's charges	EUR	5,00
+ Receiver's charges	EUR	6,45
= Debit Amount	EUR	1011,45

2. MT 103 extract:

Field Tag	Content	
33B	EUR	1000,00
71A		OUR
71G	GBP	4,00
36		0,61999
32A	GBP	623,99

3. The subsequent MT 950 shows one debit entry for GBP 623,99, that is, field 32A.
4. Amount credited to the beneficiary:

Interbank settlement amount	GBP	623,99
- Receiver's charges	GBP	4,00
= Credit amount	GBP	619,99

### Example A2: Charging option is SHA

1. Amount debited from the ordering customer's account:

Instructed amount	EUR	1000,00
+ Sender's charges	EUR	5,00

= Debit amount	EUR	1005,00
----------------	-----	---------

## 2. MT 103 extract:

Field Tag	Content	
33B	EUR	1000,00
71A		SHA
36		0,61999
32A	GBP	619,99

3. The subsequent MT 950 shows one debit entry for GBP 619,99, that is, field 32A.

## 4. Amount credited to the beneficiary:

Interbank settlement amount	GBP	619,99
- Receiver's charges	GBP	4,00
= Credit amount	GBP	615,99

**Example A3: Charging option is BEN**

## 1. Amount debited from the ordering customer's account:

Instructed amount = Debit amount	EUR	1000,00
----------------------------------	-----	---------

## 2. MT 103 extract:

Field Tag	Content	
33B	EUR	1000,00
71A		BEN
71F	GBP	3,1
36		0,61999
32A	GBP	616,89

3. The subsequent MT 950 shows one debit entry for GBP 616,89, that is, field 32A.

## 4. Amount credited to the beneficiary:

Equivalent of Instructed amount	GBP	619,99
- Sender's charges	GBP	3,1

- Receiver's charges	GBP	4,00
= Credit amount	GBP	612,89

**Note**      *The beneficiary is also advised of the Sender's charges of GBP 3,1.*

## Examples: Transaction B

- Pay GBP 1000,00 to a beneficiary in the United Kingdom
- Exchange rate is 1 EUR for 0,61999 GBP
- Transaction charges on the Sender's side are EUR 5,00 (=GBP 3,1)
- Transaction charges on the Receiver's side are GBP 4,00 (=EUR 6,45)
- The ordering customer has an account in euro
- Sender and Receiver's BIC are within the EU-country list

## Example B1: Charging option is OUR

1. Amount debited from the ordering customer's account:

Debit on EUR-account		
Equivalent of Instructed amount	EUR	1612,93
+ Sender's charges	EUR	5,00
+ Receiver's charges	EUR	6,45
= Debit amount	EUR	1624,38

2. MT 103 extract

Field Tag	Content	
33B	GBP	1000,00
71A		OUR
71G	GBP	4,00
32A	GBP	1004,00

**Note**      *Field 36 does not have to be used since currency in fields 32A and 33B is the same.*

3. The subsequent MT 950 shows one debit entry for GBP 1004, that is, field 32A.
4. Amount credited to the beneficiary:

Instructed amount = Credit amount	GBP	1000,00
-----------------------------------	-----	---------

## Example B2: Charging option is SHA

1. Amount debited from the ordering customer's account:

Debit on EUR-account		
Equivalent of Instructed amount	EUR	1612,93
+ Sender's charges	EUR	5,00
= Debit amount	EUR	1617,93

2. MT 103 extract:

Field Tag	Content	
33B	GBP	1000,00
71A		SHA
32A	GBP	1000,00

3. The subsequent MT 950 shows one debit entry for GBP 1000, that is, field 32A.

4. Amount credited to the beneficiary:

Amount in 32A	GBP	1000,00
- Receiver's charges	GBP	4,00
= Credit amount	GBP	996,00

**Note**      *Field 36 does not have to be used since currency in fields 32A and 33B is the same.*

## Example B3: Charging option is BEN

1. Amount debited from the ordering customer's account:

Debit on EUR-account		
Equivalent of Instructed amount =	EUR	1612,93
Debit amount		

2. MT 103 extract:

Field Tag	Content	
33B	GBP	1000,00
71A		BEN
71F	GBP	3,10

Field Tag	Content	
32A	GBP	996,90

3. The subsequent MT 950 shows one debit entry for GBP 996,9 that is, field 32A.
4. Amount credited to the beneficiary:

Instructed amount	GBP	1000,00
- Sender's charges	GBP	3,10
- Receiver's charges	GBP	4,00
= Credit amount	GBP	992,90

**Note**      *The beneficiary is also advised of the Sender's charges of GBP 3,1.*

## MT 103 Market Practice Rules

As indicated in the MT 103 Guidelines, when an MT 103 is sent using the cover method, an MT 202 COV message must be sent to cover the transfer. A credit to a beneficiary's account that is based on the receipt of an MT 103, without receipt of the related cover payment, is a policy decision. Institutions have deployed processes that are approved by their internal risk committees; the risk lies clearly with the beneficiary institution. Guidelines for the processing of an MT 103 sent with the cover method have been published by the Payments Market Practice Group (PMPG).

For more details, see the market practice document *Guidelines for use of the MT 202 COV* on [www.pmpg.info](http://www.pmpg.info).

## MT 103 Guidelines

- If the Sender and the Receiver wish to use their direct account relationship in the currency of the transfer, then the MT 103 message will contain the cover for the customer transfer as well as the payment details.
- If the Sender and the Receiver have no direct account relationship in the currency of the transfer or do not wish to use their account relationship, then third banks will be involved to cover the transaction. The MT 103 contains only the payment details and the Sender must cover the customer transfer by sending an MT 202 COV General Financial Institution Transfer to a third bank. This payment method is called 'cover'.
- Where more than two financial institutions are involved in the payment chain, and if the MT 103 is sent from one financial institution to the next financial institution in this chain, then the payment method is called 'serial'.
- If the Receiver does not service an account for the beneficiary customer, and no account servicing institution is indicated, nor any alternative instructions given, then the Receiver will act upon the customer credit transfer instruction in an appropriate manner of its choice.
- In order to allow better reconciliation by the beneficiary customer, the MT 103 supports full charges transparency and structured remittance information.
- In order to allow better reconciliation by the Receiver, the MT 103 gives an unambiguous indication of the interbank amount booked by the Sender/to be booked by the Receiver.

- The MT 103 gives the Sender the ability to identify in the message the level of service requested, that is, what service is expected from the Receiver for a particular payment, for example, SWIFTPay, Standard or Priority or any other bilaterally agreed service.
- The message also allows for the inclusion of regulatory information in countries where regulatory reporting is requested.

## MT 103 Field Specifications

### MT 103 - 1. Field 20: Sender's Reference

#### Format

16x

#### Presence

Mandatory

#### Definition

This field specifies the reference assigned by the Sender to unambiguously identify the message.

#### Network Validated Rules

This field must not start or end with a slash '/' and must not contain two consecutive slashes '/' (Error code(s): T26).

#### Usage Rules

- This reference must be quoted in any related confirmation or statement, for example, MT 900, 910 and/or 950.
- When the cover method is used for a customer credit transfer, this reference must be quoted unchanged in field 21 of the related MT 202 COV.

#### Example

:20:Ref254

### MT 103 - 2. Field 13C: Time Indication

#### Format

Option C

/8c/4!n1!x4!n

(Code) (Time indication) (Sign) (Time offset)

#### Presence

Optional

#### Definition

This repetitive field specifies one or several time indication(s) related to the processing of the payment instruction.



## Codes

One of the following codes may be used in Code, placed between slashes ('/');

CLSTIME	CLS Time	The time by which the funding payment must be credited, with confirmation, to the CLS Bank's account at the central bank, expressed in Central European Time (CET).
RNCTIME	Receive Time	The time at which a TARGET2 payment was credited at the receiving central bank, expressed in Central European Time (CET).
SNDDTIME	Send Time	The time at which a TARGET2 payment was debited at the sending central bank, expressed in Central European Time (CET).

## Codes

One of the following codes must be used in Sign (Error code(s): T15):

+	Plus	The + sign.
-	Minus	The - sign.

## Network Validated Rules

Time indication must be a valid time expressed as HHMM (Error code(s): T38).

Time offset is expressed as 'HHMM', where the hour component, that is, 'HH', must be in the range of 00 through 13, and the minute component, that is, 'MM' must be in the range of 00 through 59. Any 'HH' or 'MM' component outside of these range checks will be disallowed (Error code(s): T16).

## Usage Rules

The time zone in which Time is expressed is to be identified by means of the offset against the UTC (Coordinated Universal Time - ISO 8601).

## Example

Assume a financial institution in London is sending a payment instruction on 5 January related to CLS in which it indicates that money has to be funded to CLS bank by 09.15 CET.

Time indication field will be completed as follows: :13C:/CLSTIME/0915+0100

Explanation:

- 0915 is the time by which the money has to be funded to CLS bank. It has been agreed that CLSTIME is to be indicated in CET (see codes above).
- +0100 is the offset of CET against UTC in January (that is during winter time).

If the same instruction had been sent on 10 June (that is during summer time), time indication field would have been completed as follows: :13C:/CLSTIME/0915+0200

Offsets of local time zones against UTC are published in the BIC Directory download file (TZ\*\*\*.txt file), which is available on [www.swiftrefdata.com](http://www.swiftrefdata.com).

## MT 103 - 3. Field 23B: Bank Operation Code

### Format

Option B                      4!c                      (Type)

### Presence

Mandatory (referenced in rules C3, C4, C5, C6, C8, C10, C11, and C12)

### Definition

This field identifies the type of operation.

### Codes

One of the following codes must be used (Error code(s): T36):

CRED	Normal credit transfer	This message contains a credit transfer where there is no SWIFT Service Level involved.
CRTS	Test message	This message contains a credit transfer for test purposes.
SPAY	SWIFTPay	This message contains a credit transfer to be processed according to the SWIFTPay Service Level.
SPRI	Priority	This message contains a credit transfer to be processed according to the Priority Service Level.
SSTD	Standard	This message contains a credit transfer to be processed according to the Standard Service Level.

### Usage Rules

The code CRTS should not be used on the FIN network.

### Example

:23B:SPAY

## MT 103 - 4. Field 23E: Instruction Code

### Format

Option E                      4!c[/30x]                      (Instruction Code) (Additional Information)

### Presence

Conditional (see rule C3, also referenced in rules C13, C16, and C17)

### Definition

This field specifies an instruction.

### Codes

Instruction Code must contain one of the following codes (Error code(s): T47):

CHQB	Cheque	Pay beneficiary customer by cheque only. The optional account number line in field 59a must not be used.
CORT	Corporate Trade	Payment is made in settlement of a trade, for example, foreign exchange deal, securities transaction.
HOLD	Hold	Beneficiary customer/claimant will call; pay upon identification.
INTC	Intra-Company Payment	A payment between two companies belonging to the same group.
PHOB	Phone Beneficiary	Please advise/contact beneficiary/claimant by phone.
PHOI	Phone Intermediary	Please advise the intermediary institution by phone.
PHON	Telephone	Please advise account with institution by phone.
REPA	Related Payment	Payment has a related e-Payments reference.
SDVA	Same Day Value	Payment must be executed with same day value to the beneficiary.
TELB	Telecommunication	Please advise/contact beneficiary/claimant by the most efficient means of telecommunication.
TELE	Telecommunication	Please advise the account with institution by the most efficient means of telecommunication.
TELI	Telecommunication	Please advise the intermediary institution by the most efficient means of telecommunication.

### Network Validated Rules

Additional Information is only allowed when Instruction Code consists of one of the following codes: PHON, PHOB, PHOI, TELE, TELB, TELI, HOLD or REPA (Error code(s): D97).

If this field is repeated, the codes must appear in the following order (Error code(s): D98):

SDVA  
INTC  
REPA  
CORT  
HOLD  
CHQB  
PHOB  
TELB  
PHON  
TELE

PHOI  
  
TELI

When this field is used more than once, the following combinations are not allowed (Error code(s): D67):

SDVA	with	HOLD
SDVA	with	CHQB
INTC	with	HOLD
INTC	with	CHQB
REPA	with	HOLD
REPA	with	CHQB
REPA	with	CORT
CORT	with	HOLD
CORT	with	CHQB
HOLD	with	CHQB
PHOB	with	TELB
PHON	with	TELE
PHOI	with	TELI

If this field is repeated, the same code must not be present more than once (Error code(s): E46).

Usage Rules

This field may be repeated to give several coded instructions to one or more parties.

Code REPA indicates that the payment is the result of an initiation performed via an e-payments product between the customers. This code is intended for the beneficiary's bank who should act according to the specifications of the e-payments product.

Example

:23E:CHQB  
:23E:TELI/3226553478

MT 103 - 5. Field 26T: Transaction Type Code

Format

Option T                      3!c                      (Type)

**Presence**

Optional

**Definition**

This field identifies the nature of, purpose of, and/or reason for the individual transaction, for example, salaries, pensions, dividends.

**Usage Rules**

The information given is intended both for regulatory and statutory requirements and/or to provide information to the beneficiary customer on the nature of the transaction.

Codes from the EUROSTAT list "Code List for Balance of Payments Collection Systems" may be used in this field.

**Example**

:26T:K90

## MT 103 - 6. Field 32A: Value Date/Currency/Interbank Settled Amount

**Format**

Option A                      6!n3!a15d                      (Date) (Currency) (Amount)

**Presence**

Mandatory (referenced in rule C18)

**Definition**

This field specifies the value date, the currency and the settlement amount. The settlement amount is the amount to be booked/reconciled at interbank level.

**Network Validated Rules**

Date must be a valid date expressed as YYMMDD (Error code(s): T50).

Currency must be a valid ISO 4217 currency code (Error code(s): T52).

The integer part of Amount must contain at least one digit. A decimal comma is mandatory and is included in the maximum length. The number of digits following the comma must not exceed the maximum number allowed for the specified currency (Error code(s): C03, T40, T43).

The codes XAU, XAG, XPD and XPT are not allowed, as these are codes for commodities for which the category 6 commodities messages must be used (Error code(s): C08).

**Example**

:32A:981209USD1000,00

## MT 103 - 7. Field 33B: Currency/Instructed Amount

**Format**

Option B                      3!a15d                      (Currency) (Amount)

**Presence**

Conditional (see rules C2 and C15, also referenced in rule C1)

**Definition**

This field specifies the currency and amount of the instruction. This amount is provided for information purposes and has to be transported unchanged through the transaction chain.

**Network Validated Rules**

Currency must be a valid ISO 4217 currency code (Error code(s): T52).

The integer part of Amount must contain at least one digit. A decimal comma is mandatory and is included in the maximum length. The number of digits following the comma must not exceed the maximum number allowed for the specified currency (Error code(s): C03, T40, T43).

**Usage Rules**

If field 33B is present in the message received, it has to be forwarded unchanged to the next party.

This field must be present when a currency conversion or an exchange has been performed on the Sender's side.

If the transaction is within the scope of the EC Directive on cross border credit transfers, this amount is the original ordered amount as instructed by the ordering customer. Otherwise, it is the amount that the sending bank was instructed to pay.

As a consequence, if there are no Sender's or Receiver's charges and no currency conversion or exchange took place, field 32A equals 33B, if present.

**Example**

:33B:USD1000,00

## MT 103 - 8. Field 36: Exchange Rate

**Format**

12d (Rate)

**Presence**

Conditional (see rule C1)

**Definition**

This field specifies the exchange rate used to convert the instructed amount specified in field 33B.

**Network Validated Rules**

The integer part of Rate must contain at least one digit. A decimal comma is mandatory and is included in the maximum length (Error code(s): T40, T43).

**Usage Rules**

This field must be present when a currency conversion or an exchange has been performed on the Sender's side.

**Example**

:36:0,9236

## MT 103 - 9. Field 50a: Ordering Customer

### Format

Option A	[/34x] 4!a2!a2!c[3!c]	(Account) (Identifier Code)
Option F	35x 4*(1!n/33x)	(Party Identifier) (Number/Name and Address)
Option K	[/34x] 4*35x	(Account) (Name and Address)

In option F, the following line formats must be used (Error code(s): T54):

Line 1 (subfield Party Identifier)	/34x	(Account)
Lines 2-5 (subfield Number/Name and Address)	1!n/33x	(Number) (Details)

Or

Line 1 (subfield Party Identifier)	4!a/2!a/27x	(Code) (Country Code) (Identifier)
Lines 2-5 (subfield Number/Name and Address)	1!n/33x	(Number) (Details)

### Presence

Mandatory

### Definition

This field specifies the customer ordering the transaction.

### Codes

In option F, when Party Identifier is used with the (Code)(Country Code)(Identifier) format, one of the following codes must be used in Code (Error code(s): T55):

ARNU	Alien Registration Number	The code followed by a slash, '/' must be followed by the ISO country code, a slash, '/' and the Alien Registration Number.
CCPT	Passport Number	The code followed by a slash, '/' must be followed by the ISO country code, a slash, '/' and the Passport Number.
CUST	Customer Identification Number	The code followed by a slash, '/' must be followed by the ISO country code of the issuer of the number, a slash, '/', the issuer of the number, a slash, '/' and the Customer Identification Number.
DRLC	Driver's Licence Number	The code followed by a slash, '/' must be followed by the ISO country code of the issuing authority, a slash, '/', the issuing authority, a slash, '/' and the Driver's Licence Number.

EMPL	Employer Number	The code followed by a slash, '/' must be followed by the ISO country code of the registration authority, a slash, '/', the registration authority, a slash, '/' and the Employer Number.
NIDN	National Identity Number	The code followed by a slash, '/' must be followed by the ISO country code, a slash, '/' and the National Identity Number.
SOSE	Social Security Number	The code followed by a slash, '/' must be followed by the ISO country code, a slash, '/' and the Social Security Number.
TXID	Tax Identification Number	The code followed by a slash, '/' must be followed by the ISO country code, a slash, '/' and the Tax Identification Number.

## Codes

In option F, Number must contain one of the following values (Error code(s): T56):

1	Name of Ordering Customer	The number followed by a slash, '/' must be followed by the name of the ordering customer.
2	Address Line	The number followed by a slash, '/' must be followed by an address line (Address Line can be used to provide, for example, street name and number, or building name).
3	Country and Town	<p>The first occurrence of number 3 must be followed by a slash, '/', the ISO country code and, optionally, additional details that are preceded by a slash '/'.</p> <p>Other occurrences of number 3 must be followed by a slash '/' and the continuation of additional details.</p> <p>Additional details can contain town, which can be complemented by postal code (for example zip) and country subdivision (for example state, province, or county). The country code and town should, preferably, indicate the country and town of residence.</p>
4	Date of Birth	The number followed by a slash, '/' must be followed by the date of birth in the YYYYMMDD format.
5	Place of Birth	The number followed by a slash, '/' must be followed by the ISO country code, a slash '/' and the place of birth.
6	Customer Identification Number	The number followed by a slash, '/' must be followed by the ISO country code of the issuer of the number, a slash, '/', the issuer of the number, a slash, '/' and the customer identification number.
7	National Identity Number	The number followed by a slash, '/' must be followed by the ISO country code, a slash, '/' and the national identity number.



8	Additional Information	<p>The number followed by a slash, '/' is followed by information that completes one of the following:</p> <ul style="list-style-type: none"> <li>the identifier provided in subfield 1 (Party Identifier) used with the (Code)(Country Code)(Identifier) format.</li> <li>the customer identification number provided in subfield 2 (Name and Address) with number 6.</li> <li>the national identity number provided in subfield 2 (Name and Address) with number 7.</li> </ul>
---	------------------------	--

### Network Validated Rules

Identifier Code must be a registered BIC (Error code(s): T27, T28, T29, T45).

In option F, subfield 1 (Party Identifier) used with the (Code)(Country Code)(Identifier) format: Country Code must be a valid ISO country code (Error code(s): T73).

In option F, subfield 2 (Name and Address):

- The first line must start with number 1 (Error code(s): T56).
- Numbers must appear in numerical order (Error code(s): T56).
- A line starting with number 3 must be present (Error code(s): T56).
- The first occurrence of number 3 must be followed by a valid ISO country code (Error code(s): T73).
- Numbers 1, 2, and 3 may be repeated. The same number must not occur more than 2 times (Error code(s): T56).
- Number 4 must not be used without number 5 and vice versa (Error code(s): T56).
- Number 4 must be followed by a valid date in the format YYYYMMDD and this date, local to the sender, must not be later than the date on which the message is successfully sent to SWIFT (Error code(s): T50).
- Numbers 5, 6 and 7 must be followed by a valid ISO country code (Error code(s): T73), a slash '/' and additional Details (Error code(s): T56).
- Numbers 4, 5, 6, 7 and 8 must not be repeated (Error code(s): T56).
- The use of number 8 is only allowed in the following instances (Error code(s): T56):
  - to continue information on the Identifier of the ordering customer provided in subfield 1 (Party Identifier) used with the (Code)(Country Code)(Identifier) format.
  - to continue information on the Customer Identification Number provided in subfield 2 (Name and Address) following number 6.
  - to continue information on the National Identity Number provided in subfield 2 (Name and Address) following number 7.

### Usage Rules

If the account number of the ordering customer is known, it must be stated in Account.

In option F, subfield 2 (Name and Address): Numbers 1, 2 and 3 may be repeated.

In option F, subfield 2 (Name and Address): if number 2 is present, the first occurrence of number 3 must include the town in additional details.

In option F, subfield 1 (Party Identifier) used with the (Code)(Country Code)(Identifier) format: if additional space is required for providing the Identifier of the ordering customer, one of the following options must be used:

1. First option (preferred): Identify the ordering customer with a different identifier where the length is not an issue.
2. Second option: Continue the information in subfield 2 (Name and Address) using number 8.

In option F, subfield 2 (Name and Address): if additional space is required for providing the Customer Identification Number (number 6) or the National Identity Number (number 7) of the ordering customer, one of the following options must be used:

1. First option (preferred): Identify the ordering customer with a different identifier where the length is not an issue.
2. Second option: Continue the information in subfield 2 (Name and Address) using number 8.

When Chinese characters are necessary and when use is bilaterally agreed, the Chinese Commercial Code e-table and guidelines must be followed as published in [www.swift.com](http://www.swift.com) > Standards > Document centre > Market Practice > Chinese Commercial Code eTable Information.

## Example

### Option A

```
:50A:/293456-1254349-82
VISTUS31
```

### Option F - Example 1

```
:50F:/12345678
1/SMITH JOHN
2/299, PARK AVENUE
3/US/NEW YORK, NY 10017
```

### Option F - Example 2

```
:50F:/BE30001216371411
1/PHILIPS MARK
3/BE/ANTWERPEN
4/19720830
5/BE/BRUSSELS
```

### Option F - Example 3

```
:50F:DRLC/BE/BRUSSELS/NB0949042
1/DUPONT JACQUES
2/HIGH STREET 6, APT 6C
3/BE/BRUSSELS
```

### Option F - Example 4

```
:50F:NIDN/DE/121231234342
1/MANN GEORG
3/DE/DUSSELDORF
6/DE/ABC BANK/1234578293
```

### Option F - Example 5

```
:50F:CUST/DE/ABC BANK/123456789/8-123456
1/MANN GEORG
2/LOW STREET 7
3/DE/FRANKFURT
8/7890
```

*This means that the customer identification number of Mann Georg assigned by ABC Bank is 123456789/8-1234567890.*

## MT 103 - 10. Field 51A: Sending Institution

### Format

Option A	[/1!a] [/34x] 4!a2!a2!c[3!c]	(Party Identifier) (Identifier Code)
----------	---------------------------------	---

### Presence

Optional

### Definition

This field identifies the Sender of the message.

### Network Validated Rules

Field 51A is only valid in FileAct (Error code(s): D63).

### Usage Rules

At least the first 8 characters of the BIC in this field must be identical to the originator of this FileAct message.

The content of field 20, Sender's reference together with the content of this field provides the message identification which is to be used in case of queries, cancellations etc.

### Example

:51A:ABNANL2A

## MT 103 - 11. Field 52a: Ordering Institution

### Format

Option A	[/1!a] [/34x] 4!a2!a2!c[3!c]	(Party Identifier) (Identifier Code)
Option D	[/1!a] [/34x] 4*35x	(Party Identifier) (Name and Address)

### Presence

Optional

### Definition

This field specifies the financial institution of the ordering customer, when different from the Sender, even if field 50a contains an IBAN.

### Codes

In option A, Party Identifier may be used to indicate a national clearing system code.

The following codes may be used, preceded by a double slash '//':

AT	5!n	Austrian Bankleitzahl
AU	6!n	Australian Bank State Branch (BSB) Code

BL	8!n	German Bankleitzahl
CC	9!n	Canadian Payments Association Payment Routing Number
CN	12..14n	China National Advanced Payment System (CNAPS) Code
ES	8..9n	Spanish Domestic Interbanking Code
FW	without 9 digit code	Pay by Fedwire
GR	7!n	HEBIC (Hellenic Bank Identification Code)
HK	3!n	Bank Code of Hong Kong
IE	6!n	Irish National Clearing Code (NSC)
IN	11!c	Indian Financial System Code (IFSC)
IT	10!n	Italian Domestic Identification Code
PL	8!n	Polish National Clearing Code (KNR)
PT	8!n	Portuguese National Clearing Code
SC	6!n	UK Domestic Sort Code

**Codes**

In option D, Party Identifier may be used to indicate a national clearing system code.

The following codes may be used, preceded by a double slash '//':

AT	5!n	Austrian Bankleitzahl
AU	6!n	Australian Bank State Branch (BSB) Code
BL	8!n	German Bankleitzahl
CC	9!n	Canadian Payments Association Payment Routing Number
CH	6!n	CHIPS Universal Identifier
CN	12..14n	China National Advanced Payment System (CNAPS) Code
CP	4!n	CHIPS Participant Identifier
ES	8..9n	Spanish Domestic Interbanking Code
FW	9!n	Fedwire Routing Number
GR	7!n	HEBIC (Hellenic Bank Identification Code)
HK	3!n	Bank Code of Hong Kong
IE	6!n	Irish National Clearing Code (NSC)

IN	11!c	Indian Financial System Code (IFSC)
IT	10!n	Italian Domestic Identification Code
PL	8!n	Polish National Clearing Code (KNR)
PT	8!n	Portuguese National Clearing Code
RU	9!n	Russian Central Bank Identification Code
SC	6!n	UK Domestic Sort Code
SW	3..5n	Swiss Clearing Code (BC code)
SW	6!n	Swiss Clearing Code (SIC code)

**Network Validated Rules**

Identifier Code must be a registered financial institution BIC (Error code(s): T27, T28, T29, T45).

Identifier Code must be a financial institution BIC. This error code applies to all types of BICs referenced in a FIN message including connected BICs, non-connected BICs, Masters, Synonyms, Live destinations and Test & Training destinations (Error code(s): C05).

**Usage Rules**

The coded information contained in field 52a must be meaningful to the Receiver of the message.

Option A is the preferred option.

Option D should only be used when the ordering financial institution has no BIC.

**Example**

:52A:ABNANL2A

**MT 103 - 12. Field 53a: Sender's Correspondent****Format**

Option A	[/1!a] [/34x] 4!a2!a2!c [3!c]	(Party Identifier) (Identifier Code)
Option B	[/1!a] [/34x] [35x]	(Party Identifier) (Location)
Option D	[/1!a] [/34x] 4*35x	(Party Identifier) (Name and Address)

**Presence**

Conditional (see rules C4, C5, and C7)

**Definition**

Where required, this field specifies the account or branch of the Sender or another financial institution through which the Sender will reimburse the Receiver.

Network Validated Rules

Identifier Code must be a registered financial institution BIC (Error code(s): T27, T28, T29, T45).

Identifier Code must be a financial institution BIC. This error code applies to all types of BICs referenced in a FIN message including connected BICs, non-connected BICs, Masters, Synonyms, Live destinations and Test & Training destinations (Error code(s): C05).

Usage Rules

Absence of this field implies that there is a unique account relationship between the Sender and the Receiver or that the bilaterally agreed account is to be used for settlement.

Option A is the preferred option.

In those cases where there are multiple direct account relationships, in the currency of the transaction, between the Sender and the Receiver, and one of these accounts is to be used for reimbursement, the account to be credited or debited must be indicated in field 53a, using option B with the party identifier only.

If there is no direct account relationship, in the currency of the transaction, between the Sender and the Receiver (or branch of the Receiver when specified in field 54a), then field 53a must be present.

When field 53a is present and contains a branch of the Sender, the need for a cover message is dependent on the currency of the transaction, the relationship between the Sender and the Receiver and the contents of field 54a, if present.

A branch of the Receiver may appear in field 53a if the financial institution providing reimbursement is both the Sender's correspondent and a branch of the Receiver, and the Sender intends to send a cover message to the branch of the Receiver. In this case, the Receiver will be paid by its branch in field 53a.

In all other cases, when field 53a is present, a cover message, that is, MT 202 COV or equivalent non-SWIFT must be sent to the financial institution identified in field 53a.

When field 53B is used to specify a branch city name, it must always be a branch of the Sender.

The use and interpretation of fields 53a and 54a is, in all cases, dictated by the currency of the transaction and the correspondent relationship between the Sender and Receiver relative to that currency.

Example

:53A:ABNANL2A

MT 103 - 13. Field 54a: Receiver's Correspondent

Format

Option A	[/1!a] [/34x] 4!a2!a2!c[3!c]	(Party Identifier) (Identifier Code)
Option B	[/1!a] [/34x] [35x]	(Party Identifier) (Location)
Option D	[/1!a] [/34x] 4*35x	(Party Identifier) (Name and Address)

Presence

Conditional (see rules C6 and C7)

Definition

This field specifies the branch of the Receiver or another financial institution at which the funds will be made available to the Receiver.

Network Validated Rules

Identifier Code must be a registered financial institution BIC (Error code(s): T27, T28, T29, T45).

Identifier Code must be a financial institution BIC. This error code applies to all types of BICs referenced in a FIN message including connected BICs, non-connected BICs, Masters, Synonyms, Live destinations and Test & Training destinations (Error code(s): C05).

Usage Rules

When the funds are made available to the Receiver's branch through a financial institution other than that indicated in field 53a, this financial institution, that is, intermediary reimbursement institution shall be specified in field 54a and field 55a shall contain the Receiver's branch.

Option A is the preferred option.

Option B must only be used with a location.

In those cases where field 54a contains a branch of the Receiver, and is not preceded by field 53a, or field 53a contains an account of the Sender serviced by the Receiver's branch, the Receiver will claim reimbursement from its branch.

If field 54a contains a branch of the Receiver and field 53a contains a branch of the Sender, the Receiver will claim reimbursement from its branch or will be paid by its branch, depending on the currency of the transfer and the relationship between the Sender and the Receiver.

In all other cases where field 54a contains a branch of the Receiver, the Receiver will be paid by its branch in field 54a.

A branch of the Sender must not appear in field 54a.

If the branch of the Sender or other financial institution specified in field 53a is also the account servicer for the Receiver, field 54a must not be present.

Field 54a containing the name of a financial institution other than the Receiver's branch must be preceded by field 53a; the Receiver will be paid by the financial institution in field 54a.

The use and interpretation of fields 53a and 54a is in all cases dictated by the currency of the transaction and the correspondent relationship between the Sender and Receiver relative to that currency.

Example

:54A:IRVTUS3N

MT 103 - 14. Field 55a: Third Reimbursement Institution

Format

Option A	[/1!a] [/34x] 4!a2!a2!c [3!c]	(Party Identifier) (Identifier Code)
Option B	[/1!a] [/34x] [35x]	(Party Identifier) (Location)
Option D	[/1!a] [/34x] 4*35x	(Party Identifier) (Name and Address)

**Presence**

Conditional (see rule C8, also referenced in rule C7)

**Definition**

This field specifies the Receiver's branch, when the funds are made available to this branch through a financial institution other than that indicated in field 53a.

**Network Validated Rules**

Identifier Code must be a registered financial institution BIC (Error code(s): T27, T28, T29, T45).

Identifier Code must be a financial institution BIC. This error code applies to all types of BICs referenced in a FIN message including connected BICs, non-connected BICs, Masters, Synonyms, Live destinations and Test & Training destinations (Error code(s): C05).

**Usage Rules**

Option A is the preferred option.

**Example**

:55A:IRVTUS3N

## MT 103 - 15. Field 56a: Intermediary Institution

**Format**

Option A	[/1!a] [/34x] 4!a2!a2!c[3!c]	(Party Identifier) (Identifier Code)
Option C	/34x	(Party Identifier)
Option D	[/1!a] [/34x] 4*35x	(Party Identifier) (Name and Address)

**Presence**

Conditional (see rule C10, also referenced in rules C9 and C16)

**Definition**

This field specifies the financial institution through which the transaction must pass to reach the account with institution.

**Codes**

In option A, Party Identifier may be used to indicate a national clearing system code.

The following codes may be used, preceded by a double slash '//':

AT	5!n	Austrian Bankleitzahl
AU	6!n	Australian Bank State Branch (BSB) Code
BL	8!n	German Bankleitzahl
CC	9!n	Canadian Payments Association Payment Routing Number



CN	12..14n	China National Advanced Payment System (CNAPS) Code
ES	8..9n	Spanish Domestic Interbanking Code
FW	without 9 digit code	Pay by Fedwire
GR	7!n	HEBIC (Hellenic Bank Identification Code)
HK	3!n	Bank Code of Hong Kong
IE	6!n	Irish National Clearing Code (NSC)
IN	11!c	Indian Financial System Code (IFSC)
IT	10!n	Italian Domestic Identification Code
NZ	6!n	New Zealand National Clearing Code
PL	8!n	Polish National Clearing Code (KNR)
PT	8!n	Portuguese National Clearing Code
RT		Pay by Real Time Gross Settlement
SC	6!n	UK Domestic Sort Code

## Codes

In option C or D, Party Identifier may be used to indicate a national clearing system code.

The following codes may be used, preceded by a double slash '//':

AT	5!n	Austrian Bankleitzahl
AU	6!n	Australian Bank State Branch (BSB) Code
BL	8!n	German Bankleitzahl
CC	9!n	Canadian Payments Association Payment Routing Number
CH	6!n	CHIPS Universal Identifier
CN	12..14n	China National Advanced Payment System (CNAPS) Code
CP	4!n	CHIPS Participant Identifier
ES	8..9n	Spanish Domestic Interbanking Code
FW	9!n	Fedwire Routing Number
GR	7!n	HEBIC (Hellenic Bank Identification Code)
HK	3!n	Bank Code of Hong Kong
IE	6!n	Irish National Clearing Code (NSC)

IN	11!c	Indian Financial System Code (IFSC)
IT	10!n	Italian Domestic Identification Code
NZ	6!n	New Zealand National Clearing Code
PL	8!n	Polish National Clearing Code (KNR)
PT	8!n	Portuguese National Clearing Code
RT		Pay by Real Time Gross Settlement
RU	9!n	Russian Central Bank Identification Code
SC	6!n	UK Domestic Sort Code
SW	3..5n	Swiss Clearing Code (BC code)
SW	6!n	Swiss Clearing Code (SIC code)

### Network Validated Rules

Identifier Code must be a registered financial institution BIC (Error code(s): T27, T28, T29, T45).

Identifier Code must be a financial institution BIC. This error code applies to all types of BICs referenced in a FIN message including connected BICs, non-connected BICs, Masters, Synonyms, Live destinations and Test & Training destinations (Error code(s): C05).

### Usage Rules

When one of the codes //FW (with or without the 9-digit number), //AU, //CP, //IN or //RT is used, it should appear only once and in the first of the fields 56a and 57a of the payment instruction.

When it is necessary that an incoming SWIFT payment be made to the party in this field via Fedwire, US banks require that the code //FW appears in the optional Party Identifier of field 56a or 57a.

When it is necessary that an incoming SWIFT payment be made to the intermediary or the account with institution via real-time gross settlement (RTGS), the code //RT should appear in the optional Party Identifier of field 56a or 57a.

The code //RT is binding for the Receiver. If it is used with option A, it must not be followed by any other information. If it is used with option C or D, it may be followed by another domestic clearing code.

Option A is always the preferred option.

Option C must be used containing a 2!a clearing system code preceded by a double slash '//'.

Option D must only be used in exceptional circumstances: when the party cannot be identified by a financial institution BIC, when there is a need to be able to specify a name and address, for example, due to regulatory considerations or when there is a bilateral agreement between the Sender and the Receiver permitting its use.

When qualified by a clearing system code or an account number, the use of option D may enable the automated processing of the instruction(s) by the Receiver.

### Example

:56A:IRVTUS3N

## MT 103 - 16. Field 57a: Account With Institution

### Format

Option A	[/1!a] [/34x] 4!a2!a2!c[3!c]	(Party Identifier) (Identifier Code)
Option B	[/1!a] [/34x] [35x]	(Party Identifier) (Location)
Option C	/34x	(Party Identifier)
Option D	[/1!a] [/34x] 4*35x	(Party Identifier) (Name and Address)

### Presence

Conditional (see rules C9 and C11, also referenced in rule C17)

### Definition

This field specifies the financial institution which services the account for the beneficiary customer. This is applicable even if field 59a contains an IBAN.

### Codes

In option A, Party Identifier may be used to indicate a national clearing system code.

The following codes may be used, preceded by a double slash '//':

AT	5!n	Austrian Bankleitzahl
AU	6!n	Australian Bank State Branch (BSB) Code
BL	8!n	German Bankleitzahl
CC	9!n	Canadian Payments Association Payment Routing Number
CN	12..14n	China National Advanced Payment System (CNAPS) Code
ES	8..9n	Spanish Domestic Interbanking Code
FW	without 9 digit code	Pay by Fedwire
GR	7!n	HEBIC (Hellenic Bank Identification Code)
HK	3!n	Bank Code of Hong Kong
IE	6!n	Irish National Clearing Code (NSC)
IN	11!c	Indian Financial System Code (IFSC)
IT	10!n	Italian Domestic Identification Code
NZ	6!n	New Zealand National Clearing Code
PL	8!n	Polish National Clearing Code (KNR)

PT	8!n	Portuguese National Clearing Code
RT		Pay by Real Time Gross Settlement
SC	6!n	UK Domestic Sort Code
ZA	6!n	South African National Clearing Code

## Codes

In option C or D, Party Identifier may be used to indicate a national clearing system code.

The following codes may be used, preceded by a double slash '//':

AT	5!n	Austrian Bankleitzahl
AU	6!n	Australian Bank State Branch (BSB) Code
BL	8!n	German Bankleitzahl
CC	9!n	Canadian Payments Association Payment Routing Number
CH	6!n	CHIPS Universal Identifier
CN	12..14n	China National Advanced Payment System (CNAPS) Code
CP	4!n	CHIPS Participant Identifier
ES	8..9n	Spanish Domestic Interbanking Code
FW	9!n	Fedwire Routing Number
GR	7!n	HEBIC (Hellenic Bank Identification Code)
HK	3!n	Bank Code of Hong Kong
IE	6!n	Irish National Clearing Code (NSC)
IN	11!c	Indian Financial System Code (IFSC)
IT	10!n	Italian Domestic Identification Code
NZ	6!n	New Zealand National Clearing Code
PL	8!n	Polish National Clearing Code (KNR)
PT	8!n	Portuguese National Clearing Code
RT		Pay by Real Time Gross Settlement
RU	9!n	Russian Central Bank Identification Code
SC	6!n	UK Domestic Sort Code
SW	3..5n	Swiss Clearing Code (BC code)

SW	6!n	Swiss Clearing Code (SIC code)
ZA	6!n	South African National Clearing Code

**Network Validated Rules**

Identifier Code must be a registered financial institution BIC (Error code(s): T27, T28, T29, T45).

Identifier Code must be a financial institution BIC. This error code applies to all types of BICs referenced in a FIN message including connected BICs, non-connected BICs, Masters, Synonyms, Live destinations and Test & Training destinations (Error code(s): C05).

**Usage Rules**

When field 57a is not present, it means that the Receiver is also the account with institution.

When one of the codes //FW (with or without the 9-digit number), //AU, //CP, //IN or //RT is used, it should appear only once and in the first of the fields 56a and 57a of the payment instruction.

When it is necessary that an incoming SWIFT payment be made to the party in this field via Fedwire, US banks require that the code //FW appears in the optional Party Identifier of field 56a or 57a.

When it is necessary that an incoming SWIFT payment be made to the intermediary or the account with institution via real-time gross settlement (RTGS), the code //RT should appear in the optional Party Identifier of field 56a or 57a.

The code //RT is binding for the Receiver. If it is used with option A, it must not be followed by any other information. If it is used with option C or D, it may be followed by another domestic clearing code.

Option A is the preferred option.

Option C must be used containing a 2!a clearing system code preceded by a double slash '//'.

Option D must only be used in exceptional circumstances: when the party cannot be identified by a financial institution BIC, when there is a need to be able to specify a name and address, for example, due to regulatory considerations or when there is a bilateral agreement between the Sender and the Receiver permitting its use.

When qualified by a clearing system code or an account number, the use of option D may enable the automated processing of the instruction(s) by the Receiver.

**Example**

: 57A:ABNANL2A

**MT 103 - 17. Field 59a: Beneficiary Customer****Format**

No letter option	[ /34x] 4*35x	(Account) (Name and Address)
Option A	[ /34x] 4!a2!a2!c[3!c]	(Account) (Identifier Code)
Option F	[ /34x] 4*(1!n/33x)	(Account) (Number/Name and Address)

**Presence**

Mandatory (referenced in rules C12 and C13)

**Definition**

This field specifies the customer which will be paid.

**Codes**

In option F, Number/Name and Address must contain one of the following codes (Error code(s): T56):

1	Name of Beneficiary Customer	The number followed by a slash, '/' must be followed by the name of the beneficiary customer.
2	Address Line	The number followed by a slash, '/' must be followed by an address line (Address Line can be used to provide for example, street name and number, building name or post office box number).
3	Country and Town	<p>The first occurrence of number 3 must be followed by a slash, '/', the ISO country code and, optionally, additional details that are preceded by a slash '/'.</p> <p>Other occurrences of number 3 must be followed by a slash '/' and the continuation of additional details.</p> <p>Additional details can contain town, which can be complemented by postal code (for example zip) and country subdivision (for example state, province, or county). The country code and town should, preferably, indicate the country and town of residence, as provided by the ordering customer.</p>

**Codes**

Account may contain one of the following codes, preceded by a double slash '//':

CH	6!n	CHIPS Universal Identifier
----	-----	----------------------------

**Network Validated Rules**

Identifier Code must be a registered BIC (Error code(s): T27, T28, T29, T45).

In option F, for subfields (Number)(Name and Address):

- The first line must start with number 1 (Error code(s): T56).
- Numbers must appear in numerical order (Error code(s): T56).
- A line starting with number 3 must be present (Error code(s): T56).
- Numbers 1, 2, and 3 may be repeated. The same number must not occur more than 2 times (Error code(s): T56).
- The first occurrence of number 3 must be followed by a valid ISO country code (Error code(s): T73).

**Usage Rules**

At least the name or the BIC of the beneficiary customer is mandatory.

If a non-financial institution BIC is specified, it must be meaningful for the financial institution that services the account for the beneficiary customer.

If the account number of the beneficiary customer is known, it must be stated in Account.

In option F:

- line numbers may be repeated
- if number 2 is present, the first occurrence of number 3 must include the town in the additional details

When Chinese characters are necessary and when use is bilaterally agreed, the Chinese Commercial Code e-table and guidelines must be followed as published in [www.swift.com](http://www.swift.com) > Standards > Document centre > Market Practice > Chinese Commercial Code eTable Information.

### Example

#### No letter option

```
:59:/BE62510007547061
JOHANN WILLEMS
RUE JOSEPH II, 19
1040 BRUSSELS
```

#### Option F - Example 1

```
:59F:/BE30001216371411
1/MARK PHILIPS
2/HOOGSTRAAT 6, APT 6C
3/BE/BRUSSELS
```

#### Option F - Example 2

```
:59F:/12345678
1/DEPT OF PROMOTION OF SPICY FISH
1/CENTER FOR INTERNATIONALISATION
3/CN
```

#### Option F - Example 3

```
:59F:1/JOHN SIMONS
2/3658 WITMER ROAD
3/US/POUGHKEEPSIE, NEW YORK 12602
3/DUTCHESS
```

## MT 103 - 18. Field 70: Remittance Information

### Format

4\*35x (Narrative)

### Presence

Optional

### Definition

This field specifies either the details of the individual transaction or a reference to another message containing the details which are to be transmitted to the beneficiary customer.

### Codes

One of the following codes may be used, placed between slashes ('/').

INV	Invoice	Invoice (followed by the date, reference and details of the invoice).
IPI	International Payment Instruction	Unique reference identifying a related International Payment Instruction (followed by up to 20 characters).

RFB	Reference for Beneficiary	Reference for the beneficiary customer (followed by up to 16 characters).
ROC	Reference of Customer	Ordering customer's reference.
TSU	Trade Services Utility transaction	The code placed between slashes ('/') must be followed by the TSU transaction identifier, a slash ('/'), the invoice number, a slash ('/') and the amount paid.

### Usage Rules

For clearing purposes, the Sender must check with the Receiver regarding length restrictions of field 70.

The information specified in this field is intended only for the beneficiary customer, that is, this information only needs to be conveyed by the Receiver.

Multiple references can be used, if separated with a double slash, '//'. Code must not be repeated between two references of the same kind.

For STP purposes, when an ISO 11649 Creditor Reference is present in this field it must be on the first line, without any characters preceding it, and it must be the only information on that line.

### Example

```

:70:/RFB/BET072
:70:/INV/abc/SDF-96//1234-234///ROC/98I
U87
:70:/TSU/00000089963-0820-01/ABC-15/256
214,

```

## MT 103 - 19. Field 71A: Details of Charges

### Format

Option A                      3!a                      (Code)

### Presence

Mandatory (referenced in rule C14)

### Definition

This field specifies which party will bear the charges for the transaction.

### Codes

One of the following codes must be used (Error code(s): T08):

BEN	Beneficiary	All transaction charges are to be borne by the beneficiary customer.
OUR	Our customer charged	All transaction charges are to be borne by the ordering customer.
SHA	Shared charges	All transaction charges other than the charges of the financial institution servicing the ordering customer account are borne by the beneficiary customer.



**Example**

:71A:BEN

## MT 103 - 20. Field 71F: Sender's Charges

**Format**

Option F                      3!a15d                      (Currency) (Amount)

**Presence**

Conditional (see rule C14, also referenced in rule C15)

**Definition**

This repetitive field specifies the currency and amount of the transaction charges deducted by the Sender and by previous banks in the transaction chain.

**Network Validated Rules**

Currency must be a valid ISO 4217 currency code (Error code(s): T52).

The integer part of Amount must contain at least one digit. A decimal comma is mandatory and is included in the maximum length. The number of digits following the comma must not exceed the maximum number allowed for the specified currency (Error code(s): C03, T40, T43).

**Usage Rules**

These fields are conveyed for transparency reasons.

The net amount after deduction of the Sender's charges will be quoted as the inter-bank settled amount in field 32A.

This field may be repeated to specify to the Receiver the currency and amount of charges taken by preceding banks in the transaction chain. Charges should be indicated in the order in which they have been deducted from the transaction amount, that is, the first occurrence of this field specifies the charges of the first bank in the transaction chain that deducted charges; the last occurrence always gives the Sender's charges.

**Example**

:71F:EUR8,00

## MT 103 - 21. Field 71G: Receiver's Charges

**Format**

Option G                      3!a15d                      (Currency) (Amount)

**Presence**

Conditional (see rule C14, also referenced in rules C15 and C18)

**Definition**

This field specifies the currency and amount of the transaction charges due to the Receiver.

### Network Validated Rules

Currency must be a valid ISO 4217 currency code (Error code(s): T52).

The integer part of Amount must contain at least one digit. A decimal comma is mandatory and is included in the maximum length. The number of digits following the comma must not exceed the maximum number allowed for the specified currency (Error code(s): C03, T40, T43).

Amount must not equal zero (Error code(s): D57).

### Usage Rules

This field is conveyed for accounting reasons, that is, to facilitate bookkeeping.

Where field 71A indicates OUR payments, this field identifies the charges due, which have been prepaid and included in the interbank settlement amount.

### Example

:71G:EUR5,50

## MT 103 - 22. Field 72: Sender to Receiver Information

### Format

6\*35x (Narrative Structured Format)

The following line formats must be used:

Line 1	/8c/[additional information]	(Code) (Narrative)
Lines 2-6	[//continuation of additional information] or [/8c/[additional information]]	(Narrative) or (Code) (Narrative)

### Presence

Optional

### Definition

This field specifies additional information for the Receiver or other party specified.

### Codes

Unless bilaterally agreed otherwise between the Sender and the Receiver, one of the following codes must be used in Code, placed between slashes ('/')

ACC	Account with institution	Instructions following are for the account with institution.
INS	Instructing institution	The instructing institution which instructed the Sender or previous institution in the transaction chain, to execute the transaction.
INT	Intermediary institution	Instructions following are for the intermediary institution.

Network Validated Rules

If the first six characters in line 1 contain the character string /REJT/ or /RETN/, then it is mandatory to follow the *Payments Reject/Return Guidelines* described in the [Standards MT Usage Guidelines](#) (Error code(s): T80).

Usage Rules

- Field 72 must never be used for information for which another field is intended.
- Each item for which a code exists must start with that code and may be completed with additional information.
- Each code used must be between slashes and appear at the beginning of a line. It may be followed by additional narrative text.
- Narrative text relating to a preceding code, which is continued on the next line(s), must start with a double slash '//', and, if used, must begin on a new line. Narrative text should preferably be the last information in this field.
- Use of field 72, particularly with uncoded instructions, may cause delay, because, in automated systems, the presence of this field will normally require manual intervention.
- It is strongly recommended to use the standard codes proposed above. In any case, where bilateral agreements covering the use of codes in this field are in effect, the code must conform to the structured format of this field.
- The code INS may be repeated to specify all previously involved financial institutions in the transaction chain.
- Instructing institutions should be indicated in the order in which they were involved in the transaction chain, that is, the first occurrence specifies the financial institution that received the instruction from the ordering institution and passed it on to the next institution in the transaction chain; the last occurrence always indicates the institution that instructed the sender of this message to execute the transaction.
- If codes INS or ACC are present in field 72 of a received message, then these codes and the related details must be passed, unchanged, in field 72 of the subsequent message in the payment chain. Additional codes and details may be added to field 72 of the subsequent message but the original INS and ACC and related details must not be altered or removed.

Example

:72:/INS/ABNANL2A

MT 103 - 23. Field 77B: Regulatory Reporting

Format

Option B                      3\*35x                      (Narrative)

In addition to narrative text, the following line formats may be used:

Line 1	/8a/2!a[//additional information]	(Code) (Country Code) (Narrative)
Lines 2-3	[//continuation of additional information] (Narrative)	

**Presence**

Optional

**Definition**

This field specifies the codes for the statutory and/or regulatory information required by the authorities in the country of Receiver or Sender.

**Codes**

Where the residence of either the ordering customer or the beneficiary customer is to be identified, one of the following codes may be used in Code, placed between slashes ('/').

BENEFRES              Residence of the beneficiary customer.

ORDERRES            Residence of the ordering customer.

**Usage Rules**

Country Code consists of the ISO country code of the country of residence of the ordering customer or beneficiary customer.

The information specified must not have been explicitly conveyed in another field.

**Example**

:77B:/ORDERRES/BE//MEILAAN 1, 9000 GENT

## MT 103 Examples

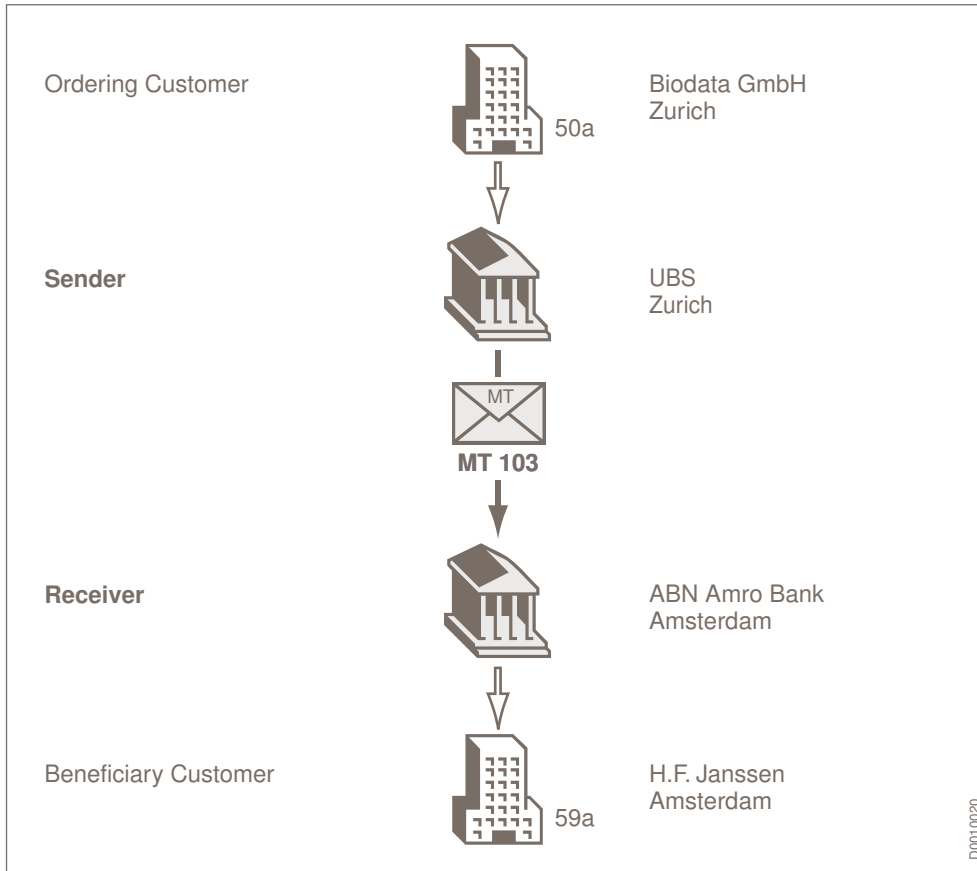
### MT 103 Examples for the MT 103, used outside any Service Level Agreements

#### Example 1: Single Customer Credit Transfer with Direct Account Relationship

**Narrative**

Biodata G.m.b.H. orders UBS, Zürich, to pay euro 1,958.47 to ABN Amro Bank, Amsterdam, for the account of H.F. Janssen.

## Information Flow



## SWIFT Message

Explanation	Format
Sender	UBSWCHZH80A
Message Type	103
Receiver	ABNANL2A
Unique End-to-end Transaction Reference	121:360f1e65-90e0-44d5-a49a-92b55eb3025f
Message text	
Sender's Reference	:20:494931/DEV
Bank Operation Code	:23B:CRED
Value Date, Currency, Interbank Settled Amount	:32A:090828EUR1958,47
Currency, Instructed Amount	:33B:EUR1958,47

Explanation	Format
Ordering Customer	:50K:/122267890 BIODATA GMBH HOCHSTRASSE, 27 8022-ZURICH SWITZERLAND
Beneficiary Customer	:59:/502664959 H.F. JANSSEN LEDEBOERSTRAAT 27 AMSTERDAM
Details of Charges	:71A:SHA
End of message text/trailer	

**Note** *No reimbursement party has been indicated in the above message. The direct account relationship, in the currency of the transfer, between the Sender and the Receiver will be used.*

## Example 2: Single Customer Credit Transfer Specifying Account for Reimbursement

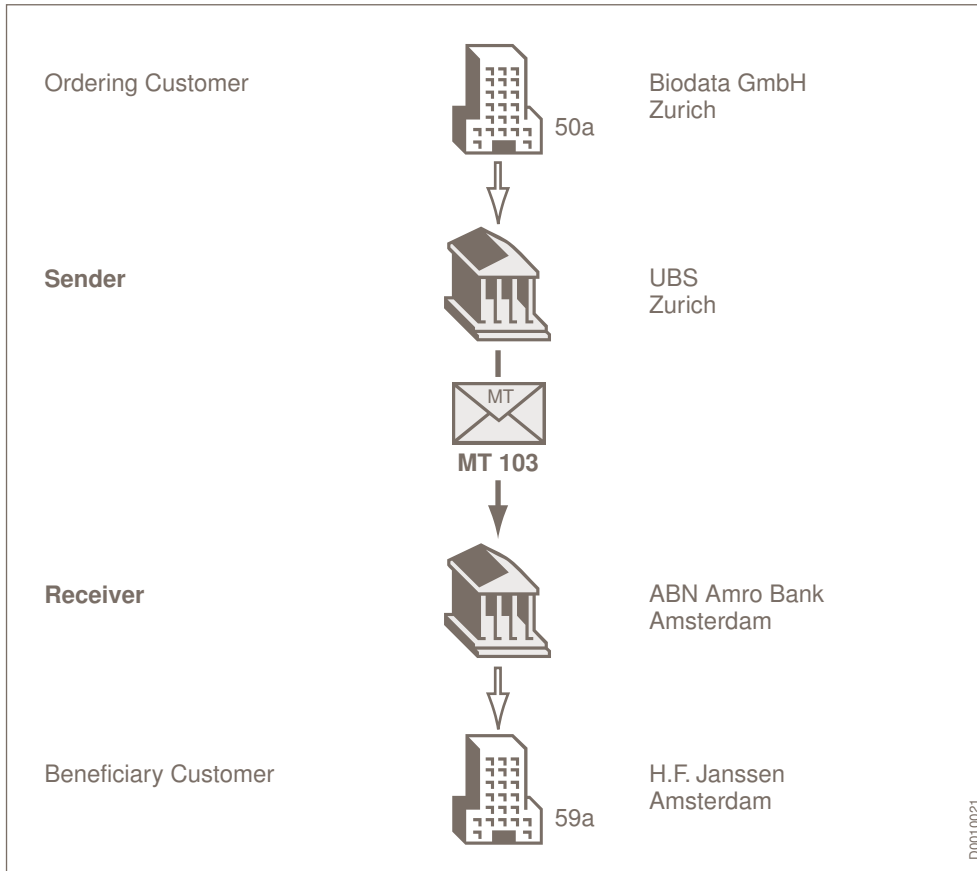
### Narrative

Biodata G.m.b.H. orders UBS, Zürich, to pay euro 1,958.47 to ABN Amro Bank, Amsterdam, for the account of H.F. Janssen, in payment of invoice number 18042 dated 15 July 2009.

As there is more than one account relationship in the currency of the transfer between the Sender and Receiver, UBS, Zürich specifies that account number 21 94 29 055 should be used for reimbursement.

UBS, Zürich, knows that ABN Amro Bank, Amsterdam, will charge euro 2.50 to execute this transaction.

## Information Flow



## SWIFT Message

Explanation	Format
Sender	UBSWCHZH80A
Message Type	103
Receiver	ABNANL2A
Unique End-to-end Transaction Reference	121:174c245f-2682-4291-ad67-2a41e530cd27
Message text	
Sender's Reference	:20:494932/DEV
Bank Operation Code	:23B:CRED
Value Date, Currency, Interbank Settled Amount	:32A:090828EUR1960,97
Currency, Instructed Amount	:33B:EUR1958,47

Explanation	Format
Ordering Customer	:50K:/122267890 BIODATA GMBH HOCHSTRASSE, 27 8022-ZURICH SWITZERLAND
Sender's Correspondent <sup>(1)</sup>	:53B:/219429055
Beneficiary Customer	:59:/502664959 H.F. JANSSEN LEDEBOERSTRAAT 27 AMSTERDAM
Remittance Information <sup>(2)</sup>	:70:/INV/18042-090715
Details of Charges	:71A:OUR
Receiver's Charges	:71G:EUR2,50
End of message text/trailer	

- (1) Field 53B indicates the account number of the Sender's account, serviced by the Receiver, which is to be used for reimbursement in the transfer.
- (2) As the Reference for the beneficiary is an invoice number, the code /INV/ is used, followed by the invoice number.

### Example 3: Single Customer Credit Transfer with Ordering and Account With Institutions

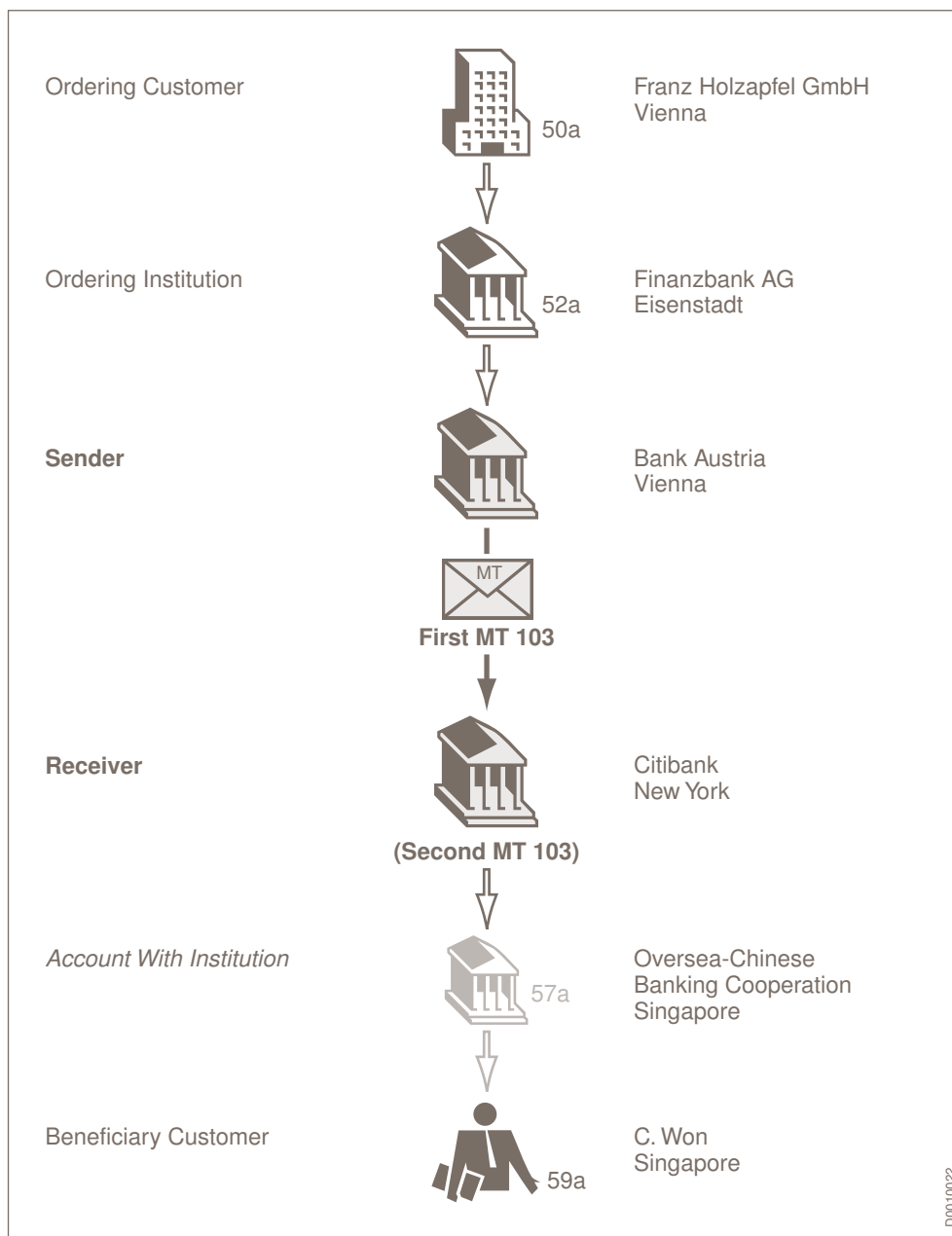
#### Narrative

Franz Holzapfel G.m.b.H. orders Finanzbank AG, Eisenstadt, to pay, value 28 August 2009, US Dollars 850 into C. Won's account number 729615-941 with Oversea-Chinese Banking Cooperation, Singapore. The payment is for July 2009 expenses.

Finanzbank AG, Eisenstadt, asks Bank Austria, Vienna, to make the payment. Both Bank Austria, Vienna, and Oversea-Chinese Banking Cooperation, Singapore, have their US dollars account at Citibank's New York office.

Both customers agree to share the charges. Citibank charges US Dollars 10.



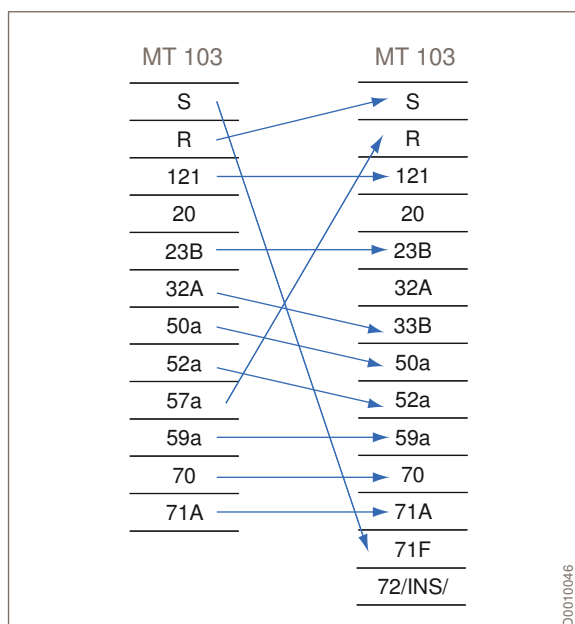
**Information Flow****First SWIFT Message, MT 103**

Explanation	Format
Sender	BKAUATWW
Message Type	103
Receiver	CITIUS33
Unique End-to-end Transaction Reference	121:e03c6901-bbed-4aa9-afce-a4bc26d19246

Explanation	Format
Message text	
Sender's Reference	:20:494938/DEV
Bank Operation Code	:23B:CRED
Value Date, Currency, Interbank Settled Amount	:32A:090828USD850,
Ordering Customer	:50F:/942267890 1/FРАНЗ HOLZAPFEL GMBH 2/GELBSTRASSE, 13 3/AT/VIENNA
Ordering Institution	:52D:FINANZBANK AG EISENSTADT
Account With Institution	:57A:OCBCSGSG
Beneficiary Customer	:59F:/729615-941 1/C.WON 2/PARK AVENUE 1 3/SG
Remittance Information	:70:JULY 2009 EXPENSES
Details of Charges	:71A:SHA
End of message text/trailer	

## Mapping

The following illustrates the mapping of the first MT 103 onto the next MT 103:



**Second SWIFT Message, MT 103**

Explanation	Format
Sender	CITIUS33
Message Type	103
Receiver	OCBCSGSG
Unique End-to-end Transaction Reference	121:e03c6901-bbed-4aa9-afce-a4bc26d19246
Message text	
Sender's Reference	:20:MSPSDRS/123
Bank Operation Code	:23B:CRED
Value Date, Currency, Interbank Settled Amount	:32A:090828USD840,
Currency, Instructed Amount	:33B:USD850,
Ordering Customer	:50F:/942267890 1/FRANZ HOLZAPFEL GMBH 2/GELBSTRASSE, 13 3/AT/VIENNA
Ordering Institution	:52D:FINANZBANK AG EISENSTADT
Beneficiary Customer	:59F:/729615-941 1/C.WON 2/PARK AVENUE 1 3/SG
Remittance Information	:70:JULY 2009 EXPENSES
Details of Charges	:71A:SHA
Sender's Charges	:71F:USD10,
Sender to Receiver Information	:72:/INS/BKAUATWW
End of message text/trailer	

**Example 4: Single Customer Credit Transfer with Reimbursement Through Two Institutions****Narrative**

Value August 28, 2009, Franz Holzapfel G.m.b.H. orders Bank Austria, Vienna, to pay US Dollars 1,121.50 to C. Klein, Bloemengracht 15, Amsterdam, whose account number 72 34 91 524 is with ABN Amro Bank, Amsterdam. The beneficiary is to be notified by phone at 20.527.19.60.

Bank Austria uses reference 394882.

This transfer may be sent via SWIFT using one of the following methods:

1. Sent to the party closest to the beneficiary, through several reimbursement institutions
2. Sent to the next party in the transfer.

**Note** *The alternative selected is dependent on correspondent relationships and financial practice in the countries involved.*

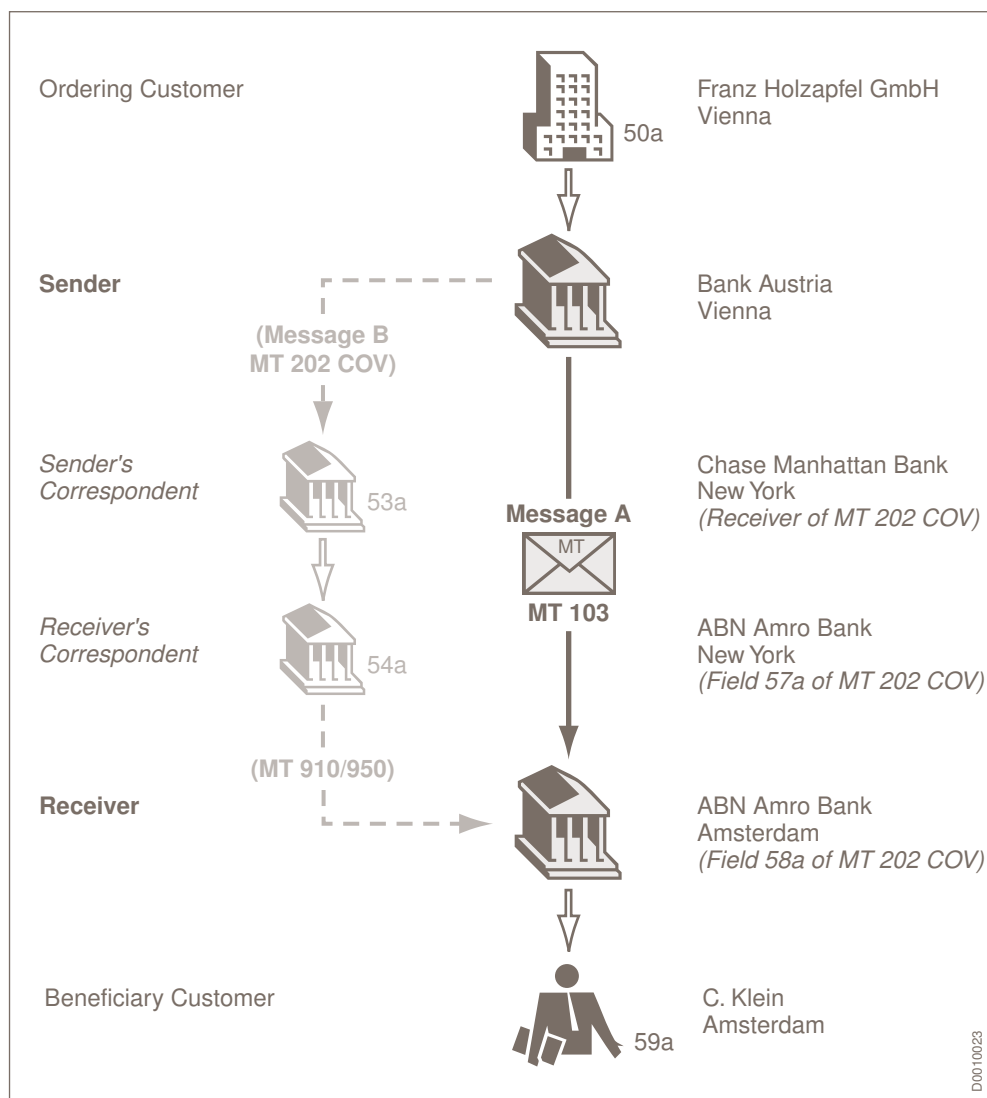
## Method 1 SWIFT MT 103 to the Party Closest to the Beneficiary

Bank Austria sends the following messages:

1. A customer transfer to ABN Amro Bank, Amsterdam.
2. A cover message for the US dollar payment, which is provided through Chase Manhattan Bank, New York, to ABN Amro Bank, New York.

## Message A SWIFT MT 103 Single Customer Credit Transfer

### Information Flow



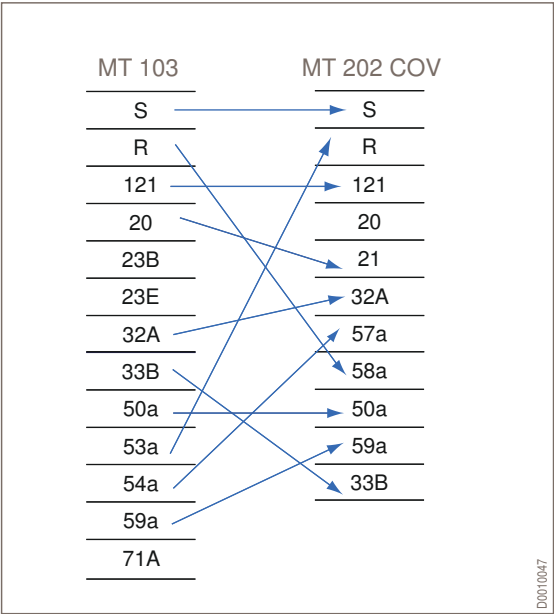
**SWIFT Message, MT 103**

Explanation	Format
Sender	BKAUATWW
Message Type	103
Receiver	ABNANL2A
Unique End-to-end Transaction Reference	121:d85a7574-863a-494d-bfbc-4084bf7704e1
Message text	
Sender's Reference	:20:394882
Bank Operation Code	:23B:CRED
Instruction Code	:23E:PHOB/20.527.19.60
Value Date, Currency, Interbank Settled Amount	:32A:090828USD1121,50
Currency, Instructed Amount	:33B:USD1121,50
Ordering Customer	:50F:/942267890 1/Franz HOLZAPFEL GMBH 2/GELBSTRASSE, 13 3/AT/VIENNA
Sender's Correspondent <sup>(1)</sup>	:53A:CHASUS33
Receiver's Correspondent <sup>(2)</sup>	:54A:ABNAUS33
Beneficiary Customer	:59F:/723491524 1/C. KLEIN 2/BLOEMENGRACHT 15 3/NL/AMSTERDAM
Details of Charges	:71A:SHA
End of message text/trailer	

(1) Field 53A indicates the institution which is to provide the funds to the Receiver on behalf of the Sender.

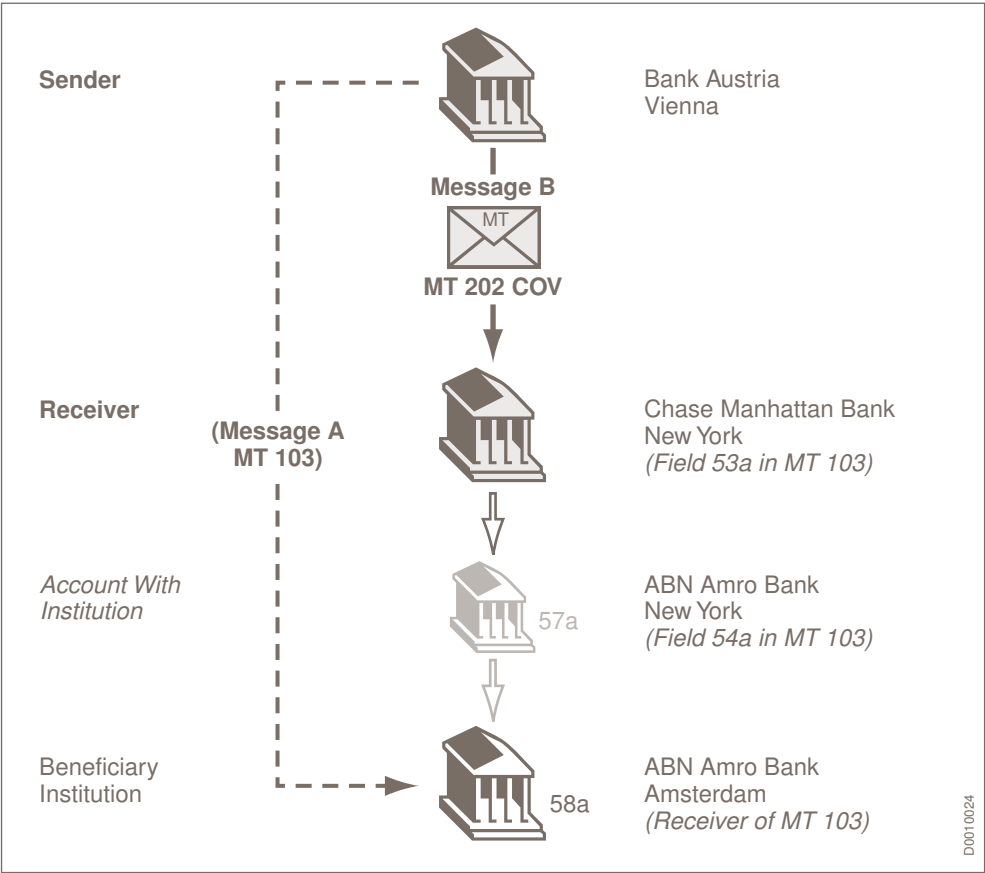
(2) Field 54A is the receiver's correspondent - the institution which will receive the funds on behalf of the Receiver.

Mapping



Message B SWIFT MT 202 COV (Cover message)

Information Flow



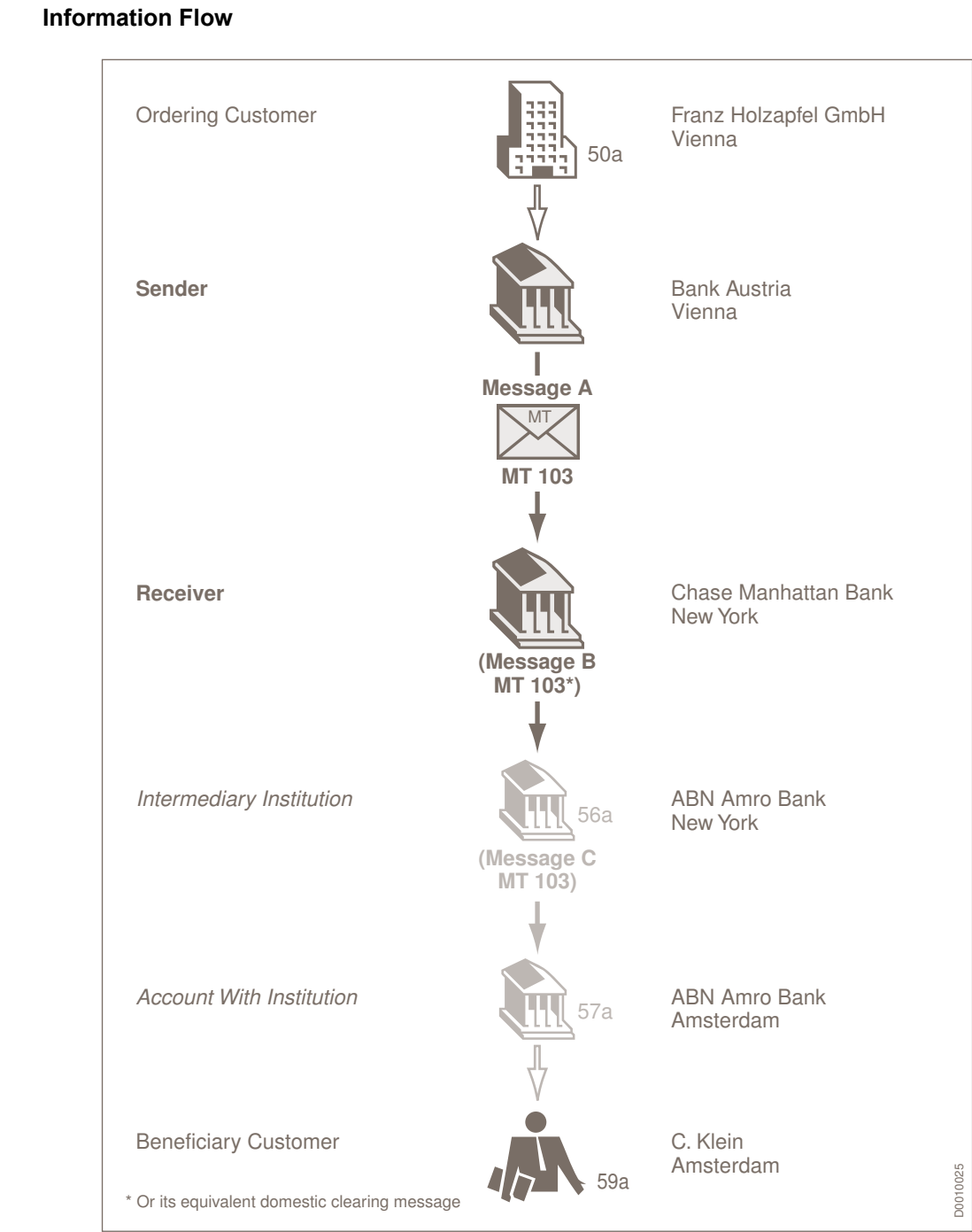
**SWIFT Message, MT 202 COV**

Explanation	Format
Sender	BKAUATWW
Message Type	202
Receiver	CHASUS33
Validation Flag	119:COV
Unique End-to-end Transaction Reference <sup>(1)</sup>	121:d85a7574-863a-494d-bfbe-4084bf7704e1
Message Text: <i>General Information</i>	
Transaction Reference Number	:20:203998988
Related Reference <sup>(2)</sup>	:21:394882
Value Date, Currency Code, Amount	:32A:090828USD1121,50
Account With Institution	:57A:ABNAUS33
Beneficiary Institution	:58A:ABNANL2A
<i>Underlying Customer Credit Transfer Details</i>	
Ordering Customer	:50F:/942267890 1/Franz Holzapfel GmbH 2/Gelbstrasse, 13 3/AT/VIENNA
Beneficiary Customer	:59F:/723491524 1/C. Klein 2/Bloemengracht 15 3/NL/AMSTERDAM
Currency, Instructed Amount	:33B:USD1121,50
End of message text/trailer	

- (1) The Unique End-to-end Transaction Reference (UETR) of the Single Customer Credit Transfer is copied unchanged to field 121 of the cover message.
- (2) The related reference is the Sender's reference of the Single Customer Credit Transfer.

Method 2 SWIFT MT 103 to the Next Party in the Transaction

Message A SWIFT MT 103 Single Customer Credit Transfer



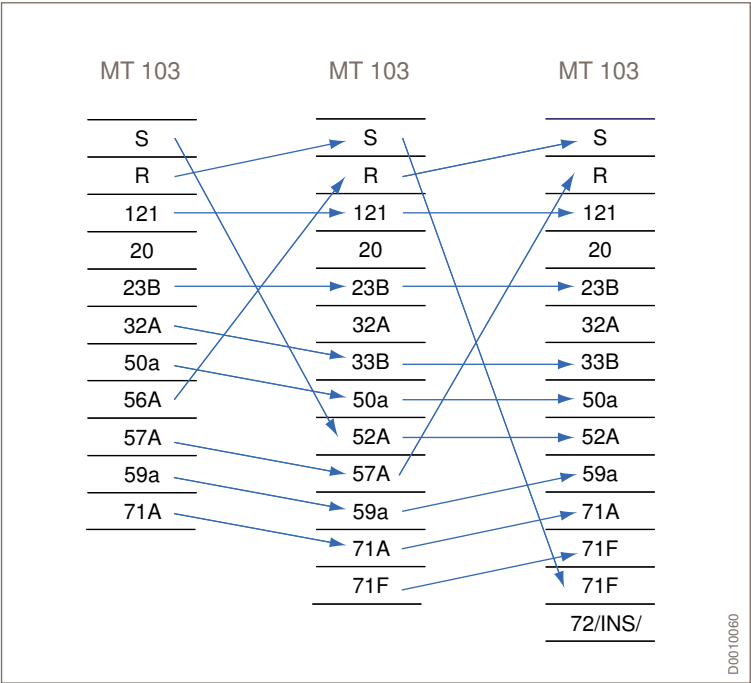
SWIFT Message, MT 103	
Explanation	Format
Sender	BKAUATWW



Explanation	Format
Message Type	103
Receiver	CHASUS33
Unique End-to-end Transaction Reference	121:6a0d2b00-31bd-4f03-8eea-72ae5642e6df
Message text	
Sender's Reference	:20:394882
Bank Operation Code	:23B:CRED
Instruction Code	:23E:PHOB/20.527.19.60
Value Date, Currency, Interbank Settled Amount	:32A:090828USD1121,50
Ordering Customer	:50F:/942267890 1/Franz Holzapfel GmbH 2/Gelbstrasse, 13 3/AT/Vienna
Intermediary Institution <sup>(1)</sup>	:56A:ABNAUS33
Account With Institution <sup>(2)</sup>	:57A:ABNANL2A
Beneficiary Customer	:59F:/723491524 1/C. Klein 2/Bloemengracht 15 3/NL/Amsterdam
Details of Charges	:71A:SHA
End of message text/trailer	

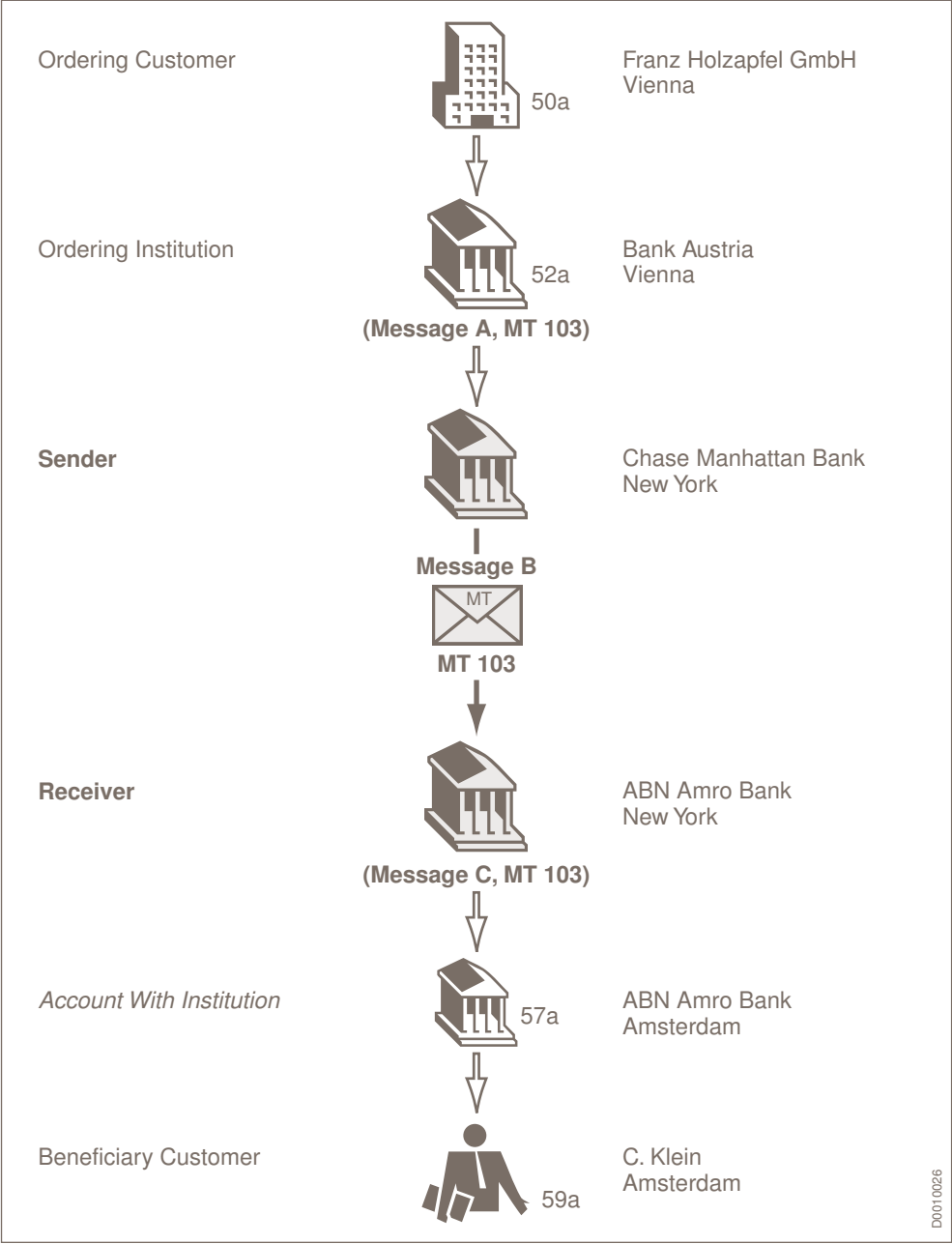
- (1) The intermediary institution, ABN Amro Bank, New York, will receive the funds from the Receiver of this message, Chase Manhattan Bank, New York.
- (2) ABN Amro Bank, Amsterdam, will receive the funds from the intermediary institution, its New York office, for credit to the beneficiary's account.

Mapping



Message B 2nd SWIFT MT 103 (or its equivalent domestic clearing message)

Information Flow



SWIFT Message, MT 103

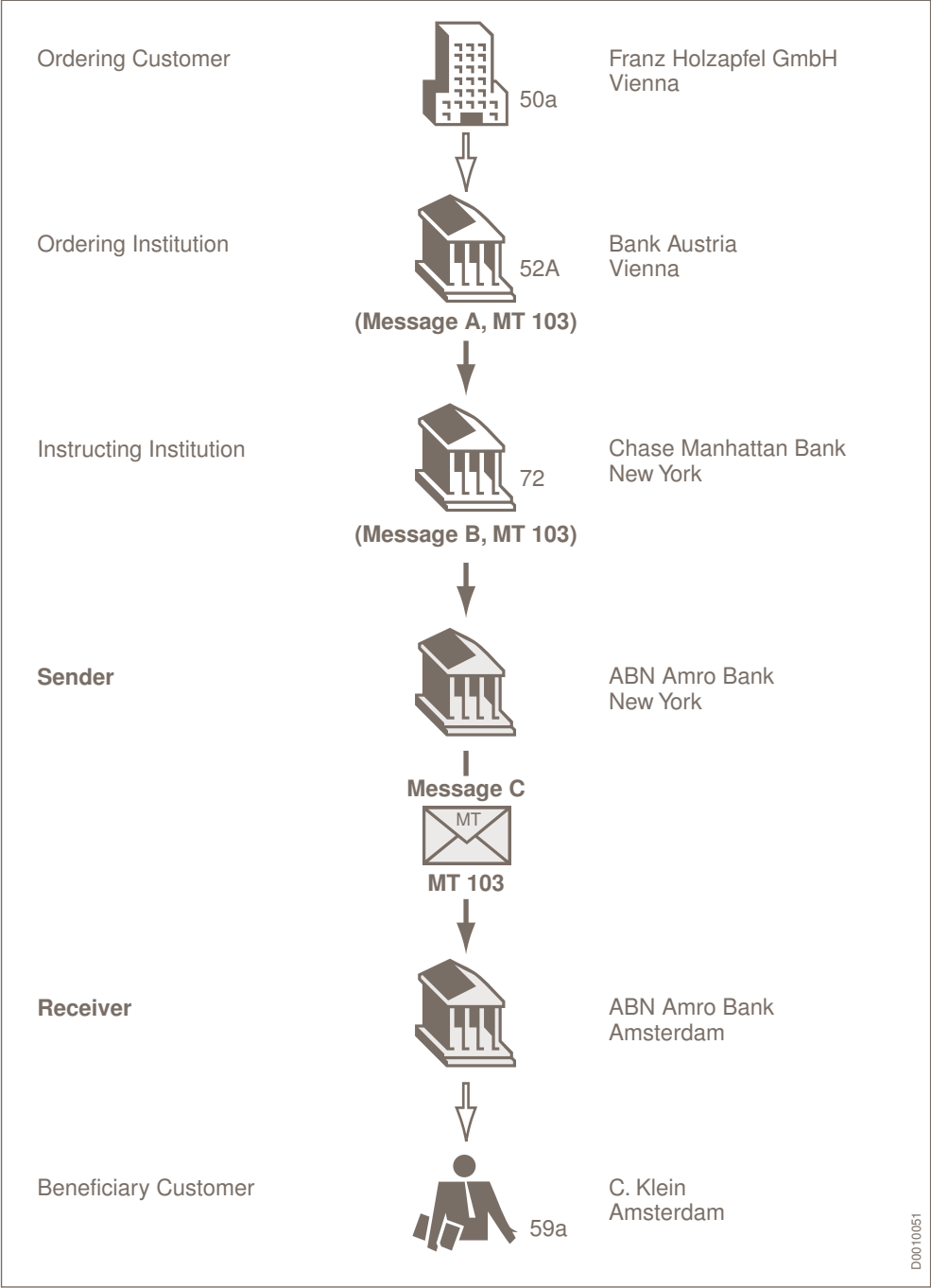
Explanation	Format
Sender	CHASUS33
Message Type	103
Receiver	ABNAUS33

Explanation	Format
Unique End-to-end Transaction Reference	121:6a0d2b00-31bd-4f03-8eea-72ae5642e6df
Message text	
Sender's Reference	:20:52285724
Bank Operation Code	:23B:CRED
Instruction Code	:23E:PHOB/20.527.19.60
Value Date, Currency, Interbank Settled Amount	:32A:090828USD1111,50
Currency, Instructed Amount	:33B:USD1121,50
Ordering Customer	:50F:/942267890 1/Franz Holzappel GmbH 2/Gelbstrasse, 13 3/AT/Vienna
Ordering Institution <sup>(1)</sup>	:52A:BKAUATWW
Account With Institution <sup>(2)</sup>	:57A:ABNANL2A
Beneficiary Customer	:59F:/723491524 1/C. Klein 2/Bloemengracht 15 3/NL/Amsterdam
Details of Charges	:71A:SHA
Sender's Charges	:71F:USD10,
End of message text/trailer	

- (1) The Sender of the initial MT 103 is Bank Austria, Vienna, which is the ordering institution in all subsequent messages.  
(2) ABN Amro Bank, Amsterdam, will receive the funds from the Receiver of this message, its New York office, for credit to the beneficiary's account.

Message C 3rd SWIFT MT 103

Information Flow



SWIFT Message, MT 103

Explanation	Format
Sender	ABNAUS33
Message Type	103

Explanation	Format
Receiver	ABNANL2A
Unique End-to-end Transaction Reference <sup>(1)</sup>	121:6a0d2b00-31bd-4f03-8eea-72ae5642e6df
Message text	
Sender's Reference	:20:5387354
Bank Operation Code	:23B:CRED
Instruction Code	:23E:PHOB/20.527.19.60
Value Date, Currency, Interbank Settled Amount	:32A:090828USD1101,50
Currency, Instructed Amount	:33B:USD1121,50
Ordering Customer	:50F:/942267890 1/Franz Holzapfel GmbH 2/Gelbstrasse, 13 3/AT/VIENNA
Ordering Institution <sup>(2)</sup>	:52A:BKAUATWW
Beneficiary Customer	:59F:/723491524 1/C. Klein 2/Bloemengracht 15 3/NL/AMSTERDAM
Details of Charges	:71A:SHA
Sender's Charges	:71F:USD10,
Sender's Charges	:71F:USD10,
Sender to Receiver Information	:72:/INS/CHASUS33
End of message text/trailer	

- (1) The Unique End-to-end Transaction Reference (UETR) in the received messages must be passed on, unchanged, in field 121 of the next message in the transaction chain.
- (2) The Sender of the initial MT 103 is Bank Austria, Vienna, which is the ordering institution in all subsequent messages.

## Example 5: Single Customer Credit Transfer with Three Reimbursement Institutions

### Narrative

Gian Angelo Imports, Naples, orders Banca Commerciale Italiana, Naples, to pay, value 12 June 2009, US Dollars 5,443.99 to Banque Nationale de Paris, Grenoble, for account number 20041 01005 0500001M026 06 of Killy S.A., Grenoble, in payment of invoice 559661.

Banca Commerciale Italiana, Milan, makes the US Dollar payment through its US correspondent, Banca Commerciale Italiana, New York, under reference 8861198-0706.

Payment is to be made to Banque Nationale de Paris, Paris, in favour of Banque Nationale de Paris, Grenoble, through its US correspondent, Bank of New York, New York.

This transfer may be sent via SWIFT using one of the following methods:

1. Message sent to party closest to the beneficiary, using a third reimbursement institution.
2. Message sent through several reimbursement institutions, using an account with institution.
3. Message sent to the next party in the transaction.

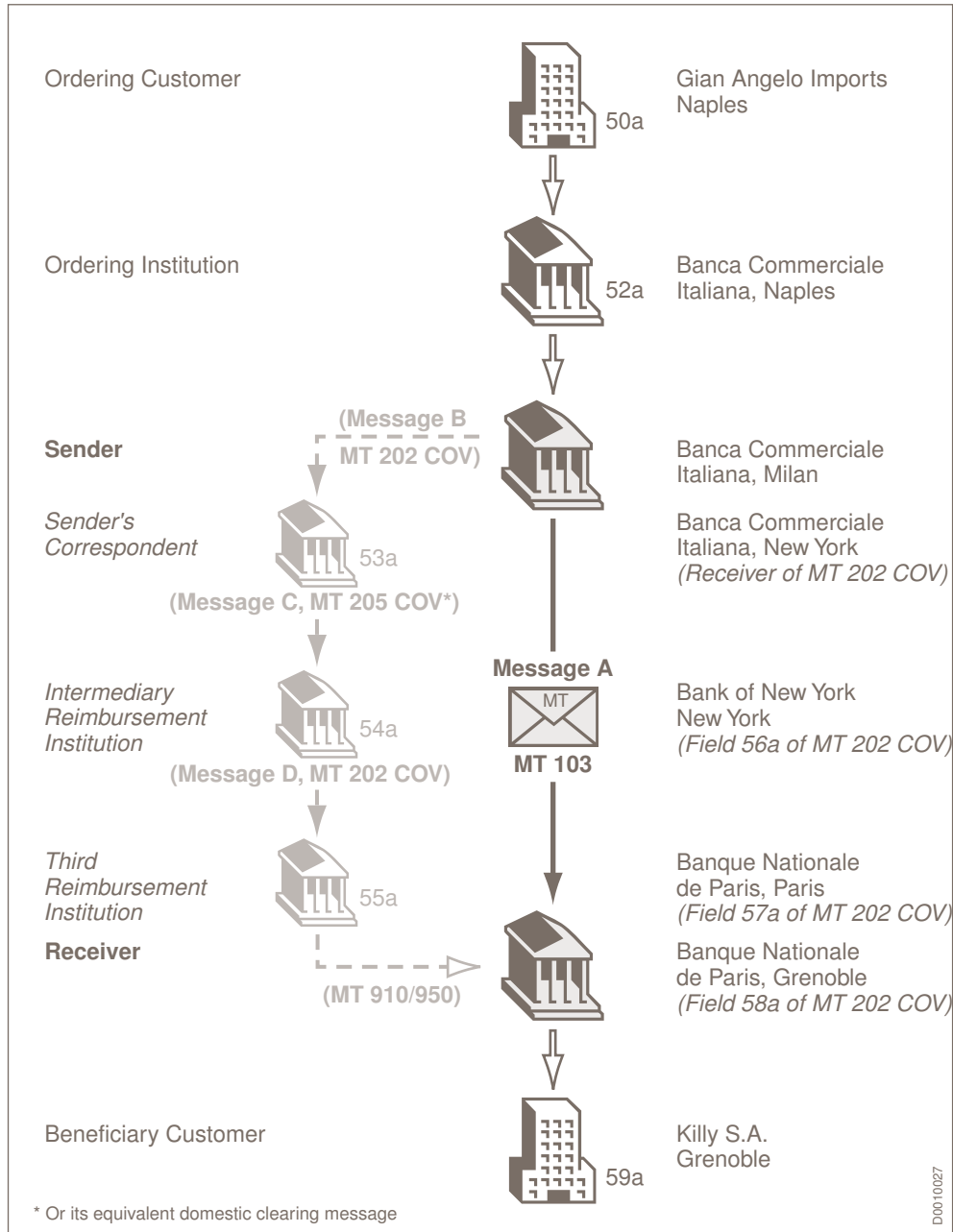
**Note** *Although this transfer may also be sent to the next party in the transaction, this method is not illustrated here.*

*The alternative selected is dependent on correspondent relationships and financial practice of the countries involved.*

## Method 1 Message Sent to Party Closest to the Beneficiary, Using a Third Reimbursement Institution

### Message A SWIFT MT 103 Single Customer Credit Transfer

#### Information Flow



#### SWIFT Message, MT 103

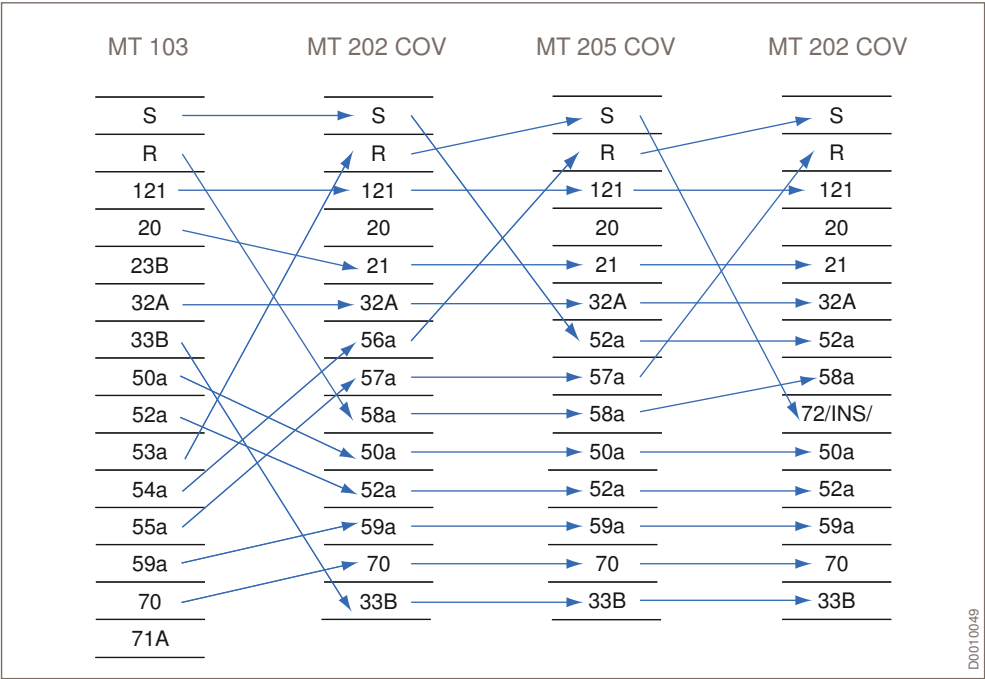
Explanation	Format
Sender	BCITITMM



Explanation	Format
Message Type	103
Receiver <sup>(1)</sup>	BNPAFRPPGRE
Unique End-to-end Transaction Reference	121:b7c47e36-cb9c-4c3e-ae54-ec7f39ba9a12
Message text	
Sender's Reference	:20:8861198-0706
Bank Operation Code	:23B:CRED
Value Date, Currency, Interbank Settled Amount	:32A:090612USD5443,99
Currency, Instructed Amount	:33B:USD5443,99
Ordering Customer	:50F:/14578267890 1/GIAN ANGELO IMPORTS 2/LUNGO MORE 5 3/IT/NAPLES
Ordering Institution	:52A:BCITITMM500
Sender's Correspondent <sup>(2)</sup>	:53A:BCITUS33
Receiver's Correspondent <sup>(3)</sup>	:54A:IRVTUS3N
Third Reimbursement Institution	:55A:BNPAFRPP
Beneficiary Customer	:59F:/20041010050500001M02606 1/KILLY S.A. 3/FR/GRENOBLE
Remittance Information <sup>(4)</sup>	:70:/INV/559661
Details of Charges	:71A:SHA
End of message text/trailer	

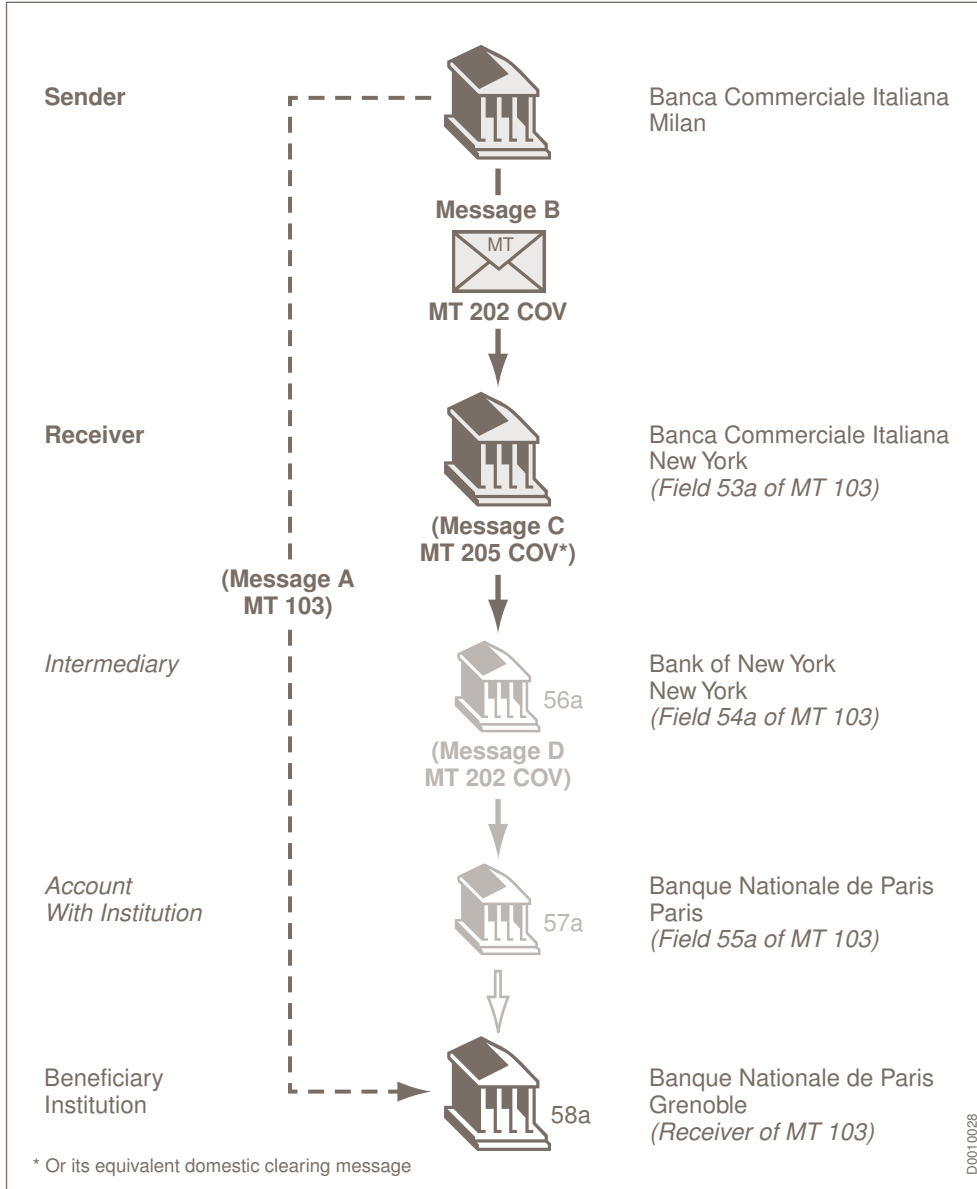
- (1) The message is sent to Banque Nationale de Paris, Grenoble, the financial institution which is located closest to the beneficiary customer.
- (2) Banca Commerciale Italiana, New York, the sender's correspondent, will provide the funds to the intermediary reimbursement institution, Bank of New York, N.Y.
- (3) Bank of New York, New York, will receive the funds on behalf of Banque Nationale de Paris, Paris
- (4) As the reference for the beneficiary is an invoice number, the code /INV/ is used, followed by the invoice number.

Mapping



## Message B SWIFT MT 202 COV (Cover Message)

### Information Flow

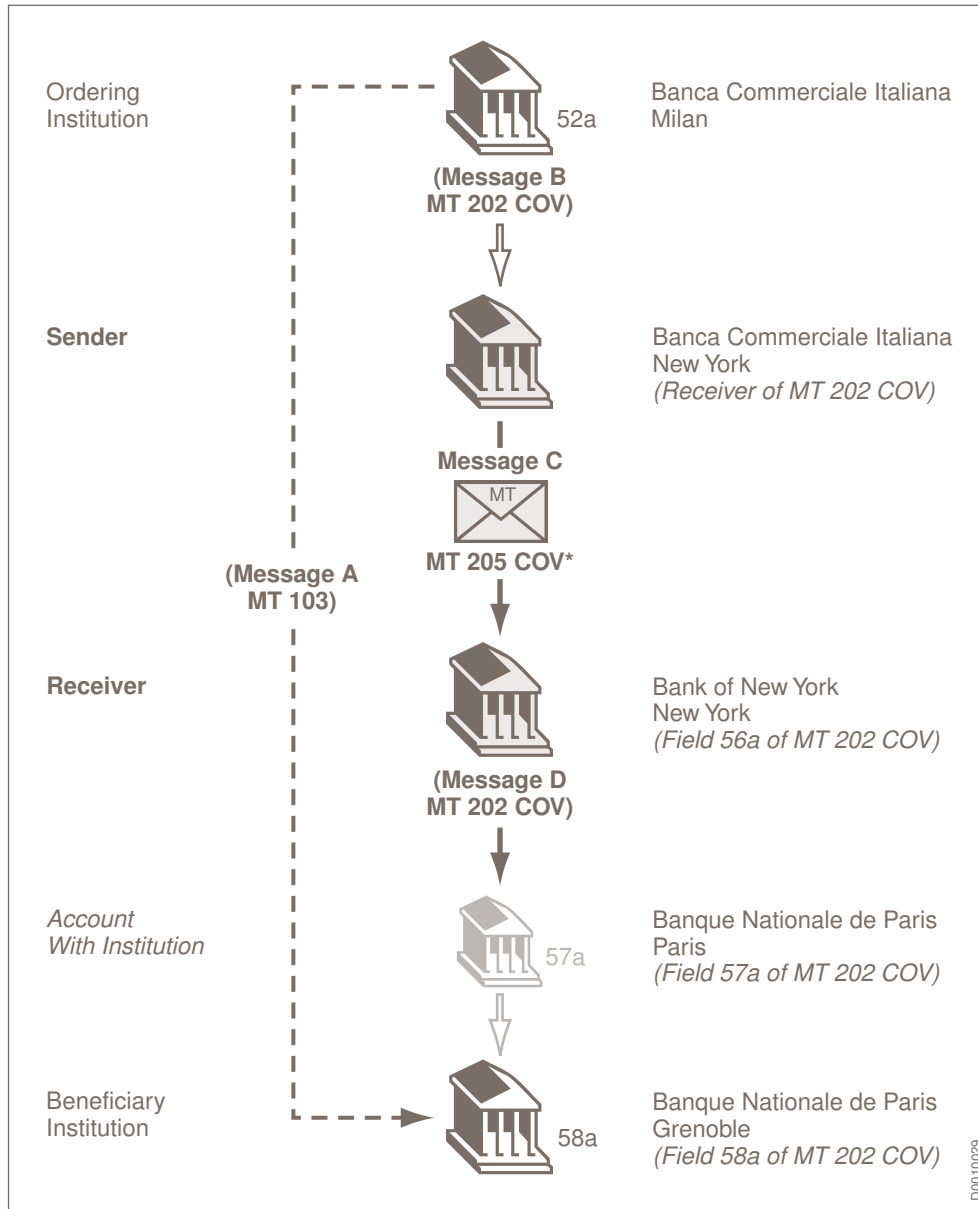


### SWIFT Message, MT 202 COV

Explanation	Format
Sender	BCITITMM
Message Type	202
Receiver <sup>(1)</sup>	BCITUS33
Validation Flag	119:COV

Explanation	Format
Unique End-to-end Transaction Reference <sup>(2)</sup>	121:b7c47e36-cb9c-4c3e-ae54-ec7f39ba9a12
Message Text: <i>General Information</i>	
Transaction Reference Number	:20:597240
Related Reference <sup>(3)</sup>	:21:8861198-0706
Value Date, Currency Code, Amount	:32A:090612USD5443,99
Intermediary <sup>(4)</sup>	:56A:IRVTUS3N
Account With Institution <sup>(5)</sup>	:57A:BNPAFRPP
Beneficiary Institution	:58A:BNPAFRPPGRE
<i>Underlying Customer Credit Transfer Details</i>	
Ordering Customer	:50F:/14578267890 1/GIAN ANGELO IMPORTS 2/LUNGO MORE 5 3/IT/NAPLES
Ordering Institution	:52A:BCITITMM500
Beneficiary Customer	:59F:/20041010050500001M02606 1/KILLY S.A. 3/FR/GRENOBLE
Remittance Information	:70:/INV/559661
Currency, Instructed Amount	:33B:USD5443,99
End of message text/trailer	

- (1) The message is sent to Banca Commerciale Italiana, New York, ordering transfer of the funds to Bank of New York, New York.  
(2) The Unique End-to-end Transaction Reference from the underlying Single Customer Credit Transfer is copied to field 121 of the cover message.  
(3) The related reference is the Sender's reference of the MT 103.  
(4) Bank of New York, New York, will pay the funds to Banque Nationale de Paris, Paris, in favour of Grenoble.  
(5) Banque Nationale de Paris, Paris, will pay the funds to its Grenoble office, in cover of the transaction to Killy, S.A.

**Message C SWIFT MT 205 COV (or its equivalent domestic clearing message)****Information Flow****SWIFT Message, MT 205 COV**

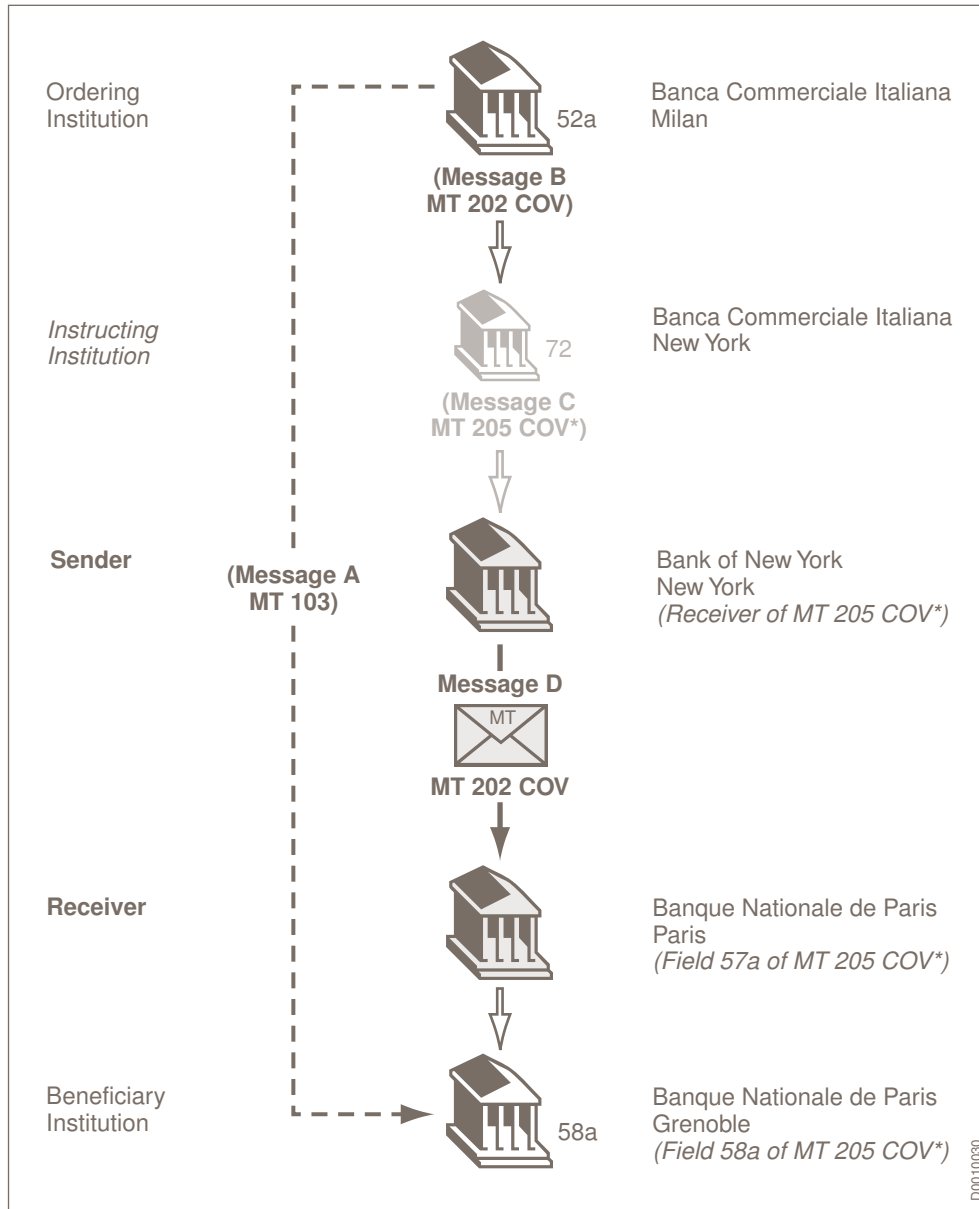
Explanation	Format
Sender	BCITUS33
Message Type	205
Receiver <sup>(1)</sup>	IRVTUS3N
Validation Flag	119:COV

Explanation	Format
Unique End-to-end Transaction Reference <sup>(2)</sup>	121:b7c47e36-cb9c-4c3e-ae54-ec7f39ba9a12
Message Text: <i>General Information</i>	
Transaction Reference Number	:20:4958302594757
Related Reference <sup>(3)</sup>	:21:8861198-0706
Value Date, Currency Code, Amount	:32A:090612USD5443,99
Ordering Institution	:52A:BCITITMM
Account With Institution <sup>(4)</sup>	:57A:BNPAFRPP
Beneficiary Institution	:58A:BNPAFRPPGRE
<i>Underlying Customer Credit Transfer Details</i>	
Ordering Customer	:50F:/14578267890 1/GIAN ANGELO IMPORTS 2/LUNGO MORE 5 3/IT/NAPLES
Ordering Institution	:52A:BCITITMM500
Beneficiary Customer	:59F:/20041010050500001M02606 1/KILLY S.A. 3/FR/GRENOBLE
Remittance Information	:70:/INV/559661
Currency, Instructed Amount	:33B:USD5443,99
End of message text/trailer	

- (1) The message is sent to Bank of New York, New York.
- (2) Where an inward MT 202 COV results in an onward MT 205 COV, the Unique End-to-end Transaction Reference (UETR) must be passed, unchanged, in field 121 in the user header block of the onward message.
- (3) The related reference is the Sender's reference of the initial MT 103.
- (4) Bank of New York, New York, will pay the funds to Banque Nationale de Paris, Paris, in favour of Grenoble.

## Message D SWIFT MT 202 COV General Financial Institution Transfer

### Information Flow



### SWIFT Message, MT 202 COV

Explanation	Format
Sender	IRVTUS3N
Message Type	202
Receiver	BNPAFRPP
Validation Flag	119:COV

Explanation	Format
Unique End-to-end Transaction Reference <sup>(1)</sup>	121:b7c47e36-cb9c-4c3e-ae54-ec7f39ba9a12
Message Text: <i>General Information</i>	
Transaction Reference Number	:20:GH45952-4587
Related Reference <sup>(2)</sup>	:21:8861198-0706
Value Date, Currency Code, Amount	:32A:090612USD5443,99
Ordering Institution	:52A:BCITITMM
Beneficiary Institution	:58A:BNPAFRPPGRE
Sender to Receiver Information <sup>(3)</sup>	:72:/INS/BCITUS33
<i>Underlying Customer Credit Transfer Details</i>	
Ordering Customer	:50F:/14578267890 1/GIAN ANGELO IMPORTS 2/LUNGO MORE 5 3/IT/NAPLES
Ordering Institution	:52A:BCITITMM500
Beneficiary Customer	:59F:/20041010050500001M02606 1/KILLY S.A. 3/FR/GRENOBLE
Remittance Information	:70:/INV/559661
Currency, Instructed Amount	:33B:USD5443,99
End of message text/trailer	

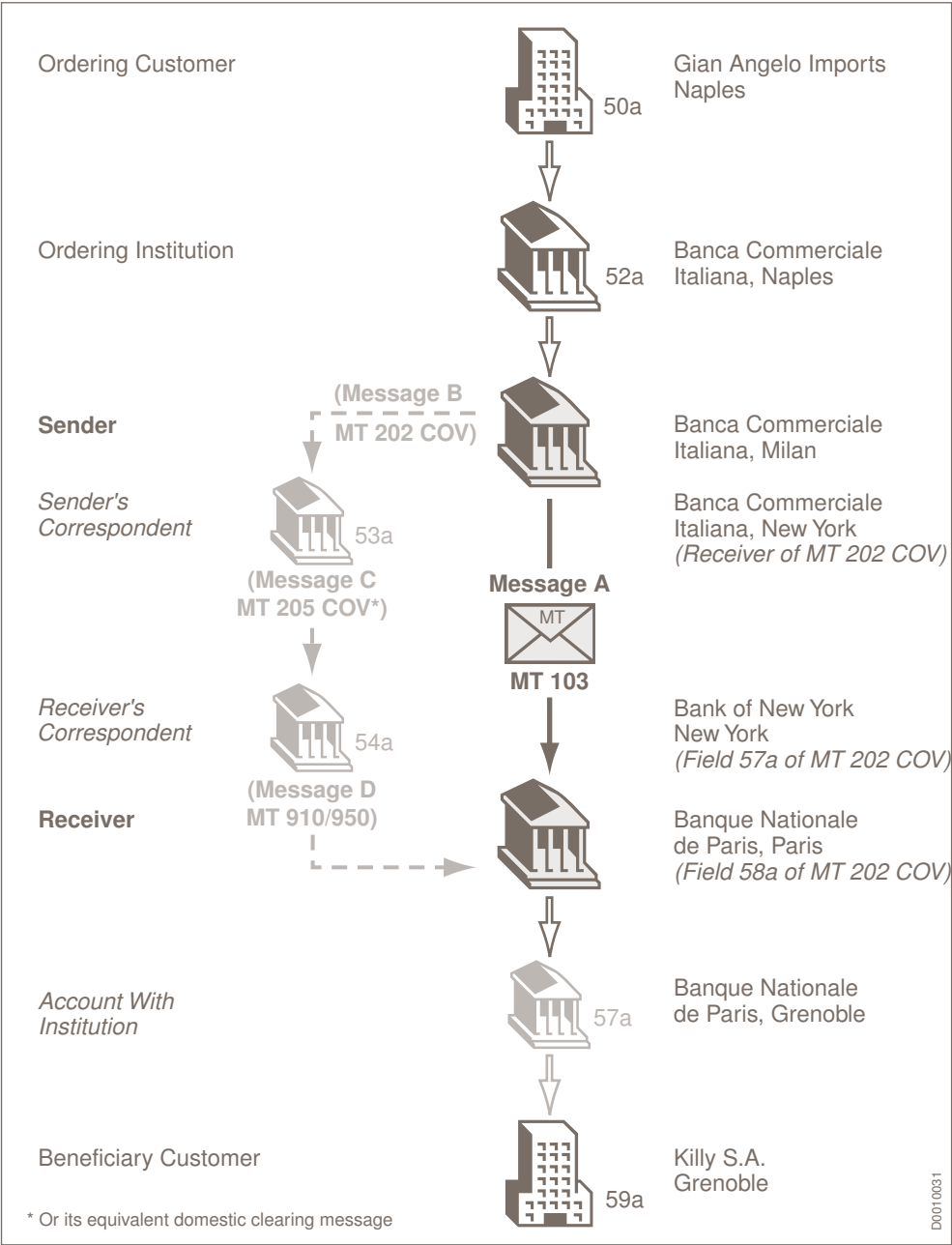
- (1) The received Unique End-to-end Transaction Reference must be passed on, unchanged, to the next messages in the transaction chain.
- (2) The related reference is the Sender's reference of the initial MT 103.
- (3) The instructing institution is Banca Commerciale Italiana, New York.



Method 2 Customer Transfer Sent Through Several Reimbursement Institutions Using an Account With Institution

Message A SWIFT MT 103 Customer Transfer

Information Flow



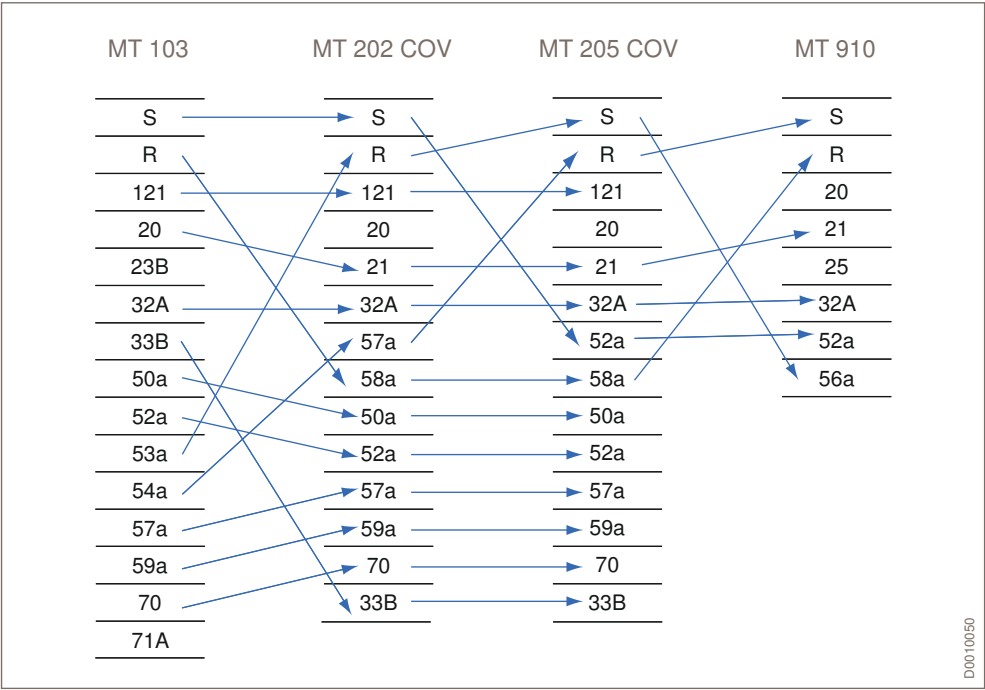
SWIFT Message, MT 103

Explanation	Format
Sender	BCITITMM

Explanation	Format
Message Type	103
Receiver <sup>(1)</sup>	BNPAFRPP
Unique End-to-end Transaction Reference	121:8ecc9b3f-4e10-4518-82d8-b4e91487670d
Message text	
Sender's Reference	:20:8861198-0706
Bank Operation Code	:23B:CRED
Value Date, Currency, Interbank Settled Amount	:32A:090612USD5443,99
Currency, Instructed Amount	:33B:USD5443,99
Ordering Customer	:50F:/14578267890 1/GIAN ANGELO IMPORTS 2/LUNGO MORE 5 3/IT/NAPLES
Ordering Institution	:52A:BCITITMM500
Sender's Correspondent <sup>(2)</sup>	:53A:BCITUS33
Receiver's Correspondent <sup>(3)</sup>	:54A:IRVTUS3N
Account With Institution	:57A:BNPAFRPPGRE
Beneficiary Customer	:59F:/20041010050500001M02606 1/KILLY S.A. 3/FR/GRENOBLE
Remittance Information <sup>(4)</sup>	:70:/RFB/INVOICE 559661
Details of Charges	:71A:SHA
End of message text/trailer	

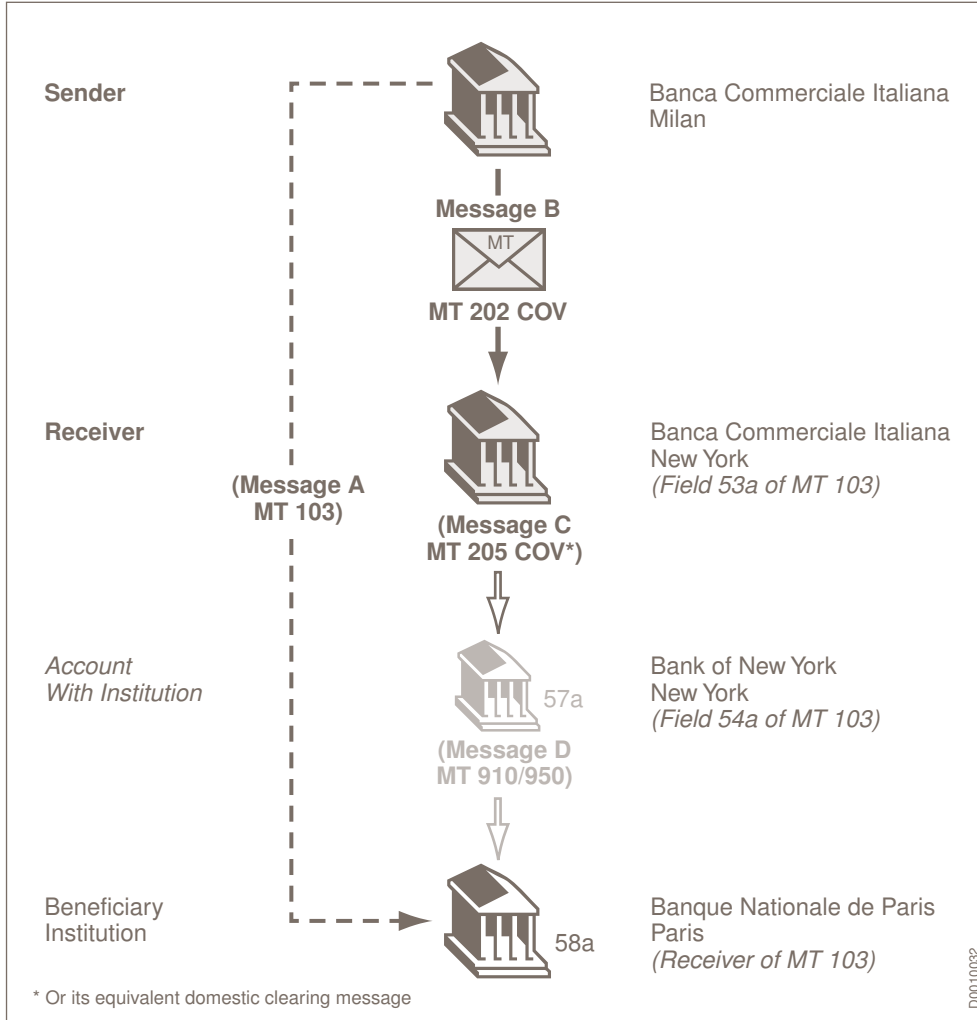
- (1) The message is sent to Banque Nationale de Paris, Paris, the financial institution which will provide the funds to the account with institution.
- (2) Banca Commerciale Italiana, New York, will provide the funds to the receiver's correspondent, Bank of New York, New York.
- (3) Bank of New York, New York, the receiver's correspondent, will receive the funds on behalf of Banque Nationale de Paris, Paris.
- (4) As the reference for the beneficiary can be contained in 16 characters, the code /RFB/ is used, followed by the reference.

Mapping



## Message B SWIFT MT 202 COV (Cover Message)

### Information Flow

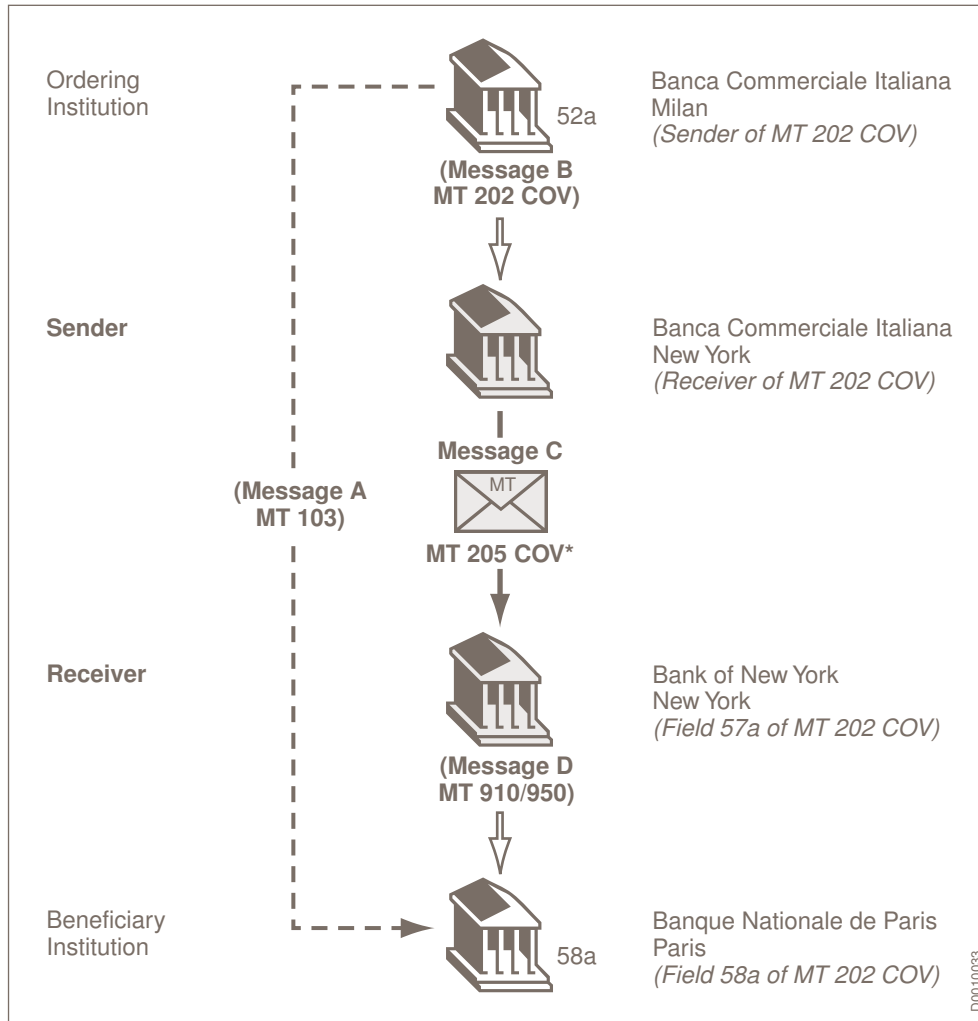


### SWIFT Message, MT 202 COV

Explanation	Format
Sender	BCITITMM
Message Type	202
Receiver <sup>(1)</sup>	BCITUS33
Validation Flag	119:COV
Unique End-to-end Transaction Reference <sup>(2)</sup>	121:8ecc9b3f-4e10-4518-82d8-b4e91487670d
Message Text: General Information	
Transaction Reference Number	:20:597240

Explanation	Format
Related Reference <sup>(3)</sup>	:21:8861198-0706
Value Date, Currency Code, Amount	:32A:090612USD5443,99
Account With Institution <sup>(4)</sup>	:57A:IRVTUS3N
Beneficiary Institution	:58A:BNPAFRPP
<i>Underlying Customer Credit Transfer Details</i>	
Ordering Customer	:50F:/14578267890 1/GIAN ANGELO IMPORTS 2/LUNGO MORE 5 3/IT/NAPLES
Ordering Institution	:52A:BCITITMM500
Account With Institution	:57A:BNPAFRPPGRE
Beneficiary Customer	:59F:/20041010050500001M02606 1/KILLY S.A. 3/FR/GRENOBLE
Remittance Information	:70:/RFB/INVOICE 559661
Currency, Instructed Amount	:33B:USD5443,99
End of message text/trailer	

- (1) The message is sent to Banca Commerciale Italiana, New York, ordering transfer of the funds to Bank of New York, New York.  
(2) The Unique end-to-end Transaction Reference of the underlying Single Customer Credit Transfer must be copied to field 121 of the cover message..  
(3) The related reference is the Sender's reference of the initial MT 103.  
(4) Bank of New York, New York, will pay the funds to Banque Nationale de Paris, Paris.

**Message C SWIFT MT 205 COV (or its equivalent domestic clearing message)****Information Flow****SWIFT Message, MT 205 COV**

Explanation	Format
Sender	BCITUS33
Message Type	205
Receiver <sup>(1)</sup>	IRVTUS3N
Validation Flag	119:COV
Unique End-to-end Transaction Reference <sup>(2)</sup>	121:8ecc9b3f-4e10-4518-82d8-b4e91487670d
Message Text: General Information	
Transaction Reference Number	:20:4958302594757

Explanation	Format
Related Reference <sup>(3)</sup>	:21:8861198-0706
Value Date, Currency Code, Amount	:32A:090612USD5443,99
Ordering Institution	:52A:BCITITMM
Beneficiary Institution <sup>(4)</sup>	:58A:BNPAFRPP
<i>Underlying Customer Credit Transfer Details</i>	
Ordering Customer	:50F:/14578267890 1/GIAN ANGELO IMPORTS 2/LUNGO MORE 5 3/IT/NAPLES
Ordering Institution	:52A:BCITITMM500
Account With Institution	:57A:BNPAFRPPGRE
Beneficiary Customer	:59F:/20041010050500001M02606 1/KILLY S.A. 3/FR/GRENOBLE
Remittance Information	:70:/RFB/INVOICE 559661
Currency, Instructed Amount	:33B:USD5443,99
End of message text/trailer	

- (1) The message is sent to Bank of New York, New York.  
(2) Where an inward MT 202 COV results in an onward MT 205 COV, the Unique End-to-end Transaction Reference (UETR) of the inward message must be passed, unchanged, in field 121 in the user header block of the onward message.  
(3) The related reference is the Sender's reference of the initial MT 103.  
(4) Bank of New York, New York, will pay the funds to Banque Nationale de Paris, Paris.

### Message D SWIFT Statement/Confirmation of Credit

Bank of New York, New York, will credit Banque Nationale de Paris with the funds.

The statement line for this credit on the customer statement (MT 950) will appear as:

:61:090612C5443,99S9108861198-0706//GH45952-4587

In addition, Bank of New York may send, prior to the statement, a Confirmation of Credit:

### SWIFT Message, MT910

Explanation	Format
Sender	IRVTUS3N
Message Type	910
Receiver	BNPAFRPP
Message text	

Explanation	Format
Transaction Reference Number	:20:GH45952-4587
Related Reference <sup>(1)</sup>	:21:8861198-0706
Account Identification	:25:3373733
Value Date, Currency Code, Amount	:32A:090612USD5443,99
Ordering Institution	:52A:BCITITMM
Intermediary <sup>(2)</sup>	:56A:BCITUS33
End of message text/trailer	

(1) The related reference is the Sender's reference of the initial MT 103.

(2) Banca Commerciale Italiana, New York, is the instructing institution.

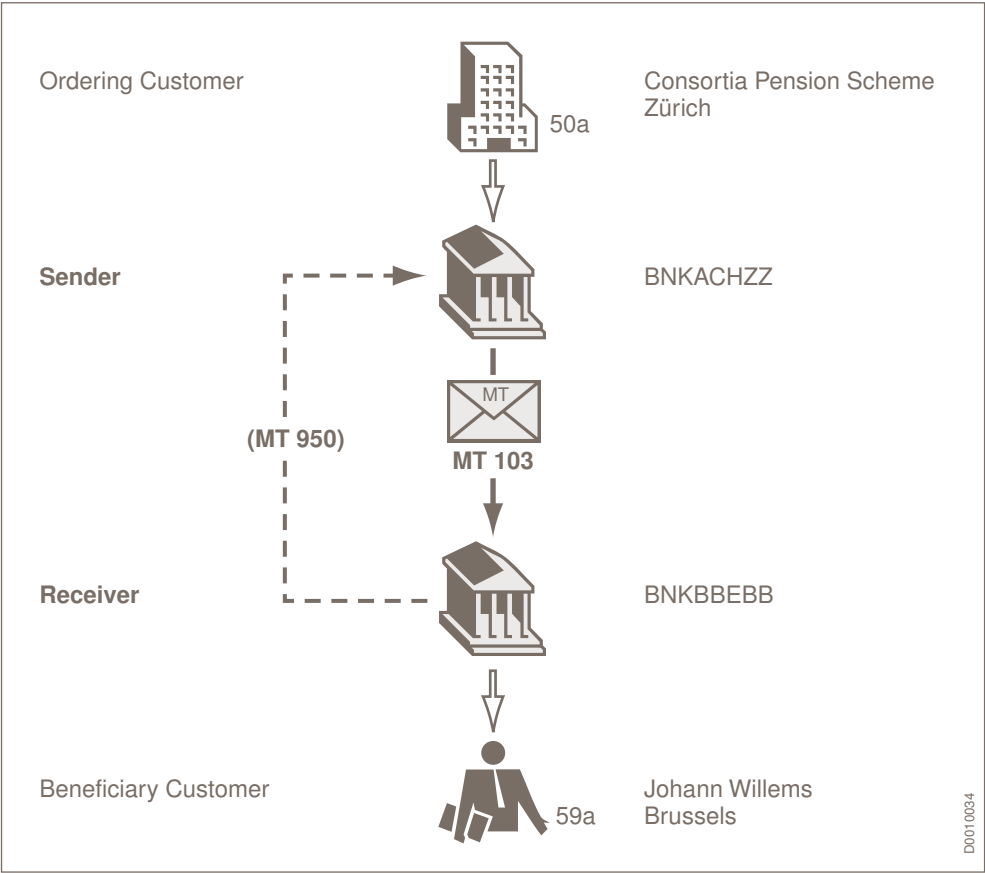
## Example 6: Customer Transfer with Currency Conversion

### Narrative

Consortia Pension Scheme, a corporate in Zürich requests its bank (BNKACHZZ) to execute a pension payment in Swiss Francs. The beneficiary has his account, 429-5470572-63, with the Belgian correspondent of BNKACHZZ.



Information Flow



SWIFT Message, MT 103

Explanation	Format
Sender	BNKACHZZ
Message Type	103
Receiver	BNKBBEBB
Unique End-to-end Transaction Reference	121:31df8b48-8845-4fc6-86cd-5586df980e97
Message text	
Sender's Reference	:20:5362/MPB
Bank Operation Code	:23B:CRED
Value Date, Currency, Interbank Settled Amount	:32A:090828EUR1244,47
Currency, Instructed Amount	:33B:CHF2000,
Exchange Rate	:36:0,619735

Explanation	Format
Ordering Customer	:50K:/12345789549 CONSORTIA PENSION SCHEME FRIEDRICHSTRASSE, 27 8022-ZURICH
Beneficiary Customer	:59:/429547057263 JOHANN WILLEMS RUE JOSEPH II, 19 1040 BRUSSELS
Remittance Information	:70:PENSION PAYMENT SEPTEMBER 2009
Details of Charges	:71A:OUR
Receiver's Charges	:71G:EUR5,
End of message text/trailer	

In the statement message sent by BNKBBEBB to its Swiss correspondent, the settlement amount as specified in field 32A and the Sender's reference specified in field 20 will be quoted in the appropriate statement line. For the example given this would result in the following MT 950:

**SWIFT Message, MT 950**

Explanation	Format
Sender	BNKBBEBB
Message Type	950
Receiver	BNKACHZZ
Message text	
Transaction Reference Number	:20:112734
Account Identification	:25:415370412218
Statement Number	:28C:102/1
Opening Balance	:60F:C090827EUR100000,
Statement Line	:61:090828D1244,47S1035362/MPB//1234T
Closing Balance	:62F:C090828EUR98755,53
End of message text/trailer	

## MT 103 Example for the MT 103, used in a Service Level Agreement

### Overview of Available Options for Party Fields

The available options for the party fields in the MT 103 message differ, depending on the SWIFT Service Level Agreement indicated in field 23B. The following matrix gives an overview of the options that may be used in the different scenarios. You can find full details under the conditional rules and the field specifications of the respective fields.

	Payments Service Levels: Field 23B contains SPAY, SSTD or SPRI		Other Usage: Field 23B contains CRED or CRTS
52a	A D		A D
53a	A B (Account number only)		A B D
54a	A		A B (Branch only) D
55a	A		A B (Branch only) D
56a	Priority Forbidden	A C (clearing code)	A C (clearing code) D
57a	A C D (with mandatory identifier)		A B C D

In the following examples both the Sender and the Receiver agreed to exchange payment messages under a SWIFT Service Level.

The message available for this group of users has the following layout for both the Standard and SWIFTPay Service Level:

#### MT 103 Single Customer Credit Transfer

Status	Tag	Field Name	Content/Options	No.

Status	Tag	Field Name	Content/Options	No.
M	20	Sender's Reference	16x	1
----->				
O	13C	Time indication	/8c/4!n1!x4!n	2
-----				
M	23B	Bank Operation Code	SSTD or SPAY	3
----->				
O	23E	Instruction Code	4!c[/30x]	4
-----				
O	26T	Transaction Type Code	3!a	5
M	32A	Value Date, Currency, Interbank Settled Amount	6!n3!a15d	6
O	33B	Currency, Instructed Amount	3!a15d	7
O	36	Exchange Rate	12d	8
M	50a	Ordering Customer	A, F or K	9
O	51A	Sending Institution	[/1!a]/[34x]<crLf>4!a2!a2!c[3!c]	10
O	52a	Ordering Institution	A or D	11
O	53a	Sender's Correspondent	A, B or D	12
O	54a	Receiver's Correspondent	A, B or D	13
O	55a	Third Reimbursement Institution	A, B or D	14
O	56a	Intermediary Institution	A, C or D	15
O	57a	Account With Institution	A, B, C or D	16
M	59a	Beneficiary Customer	No letter option, A, or F	17
O	70	Remittance Information	4*35x	18
M	71A	Details of Charges	3!a	19
----->				
O	71F	Sender's Charges	3!a15d	20
-----				
O	71G	Receiver's Charges	3!a15d	21

Status	Tag	Field Name	Content/Options	No.
O	72	Sender to Receiver Information	6*35x	22
O	77B	Regulatory Reporting	3*35x	23

The message has the following layout for the SWIFT Priority Service Level:

### MT 103 Single Customer Credit Transfer

Status	Tag	Field Name	Content/Options	No.
M	20	Sender's Reference	16x	1
----->				
O	13C	Time indication	/8c/4!n1!x4!n	2
-----				
M	23B	Bank Operation Code	SPRI	3
----->				
O	23E	Instruction Code	4!c[/30x]	4
-----				
O	26T	Transaction Type Code	3!a	5
M	32A	Value Date, Currency, Interbank Settled Amount	6!n3!a15d	6
O	33B	Currency, Instructed Amount	3!a15d	7
O	36	Exchange Rate	12d	8
M	50a	Ordering Customer	A, F or K	9
O	51A	Sending Institution	[/1!a]/[34x]<crLf>4!a2!a2!c[3!c]	10
O	52a	Ordering Institution	A or D	11
O	53a	Sender's Correspondent	A, B or D	12
O	54a	Receiver's Correspondent	A, B or D	13
O	55a	Third Reimbursement Institution	A, B or D	14
O	57a	Account With Institution	A, B, C or D	16
M	59a	Beneficiary Customer	No letter option, A, or F	17
O	70	Remittance Information	4*35x	18

Status	Tag	Field Name	Content/Options	No.
M	71A	Details of Charges	3!a	19
----->				
O	71F	Sender's Charges	3!a15d	20
-----				
O	71G	Receiver's Charges	3!a15d	21
O	72	Sender to Receiver Information	6*35x	22
O	77B	Regulatory Reporting	3*35x	23

**Note**      *Field 56a Intermediary Institution is not allowed within the SWIFT Priority Service Level.*

## Example 1: Single Customer Credit Transfer With Reimbursement Through Several Institutions

### Narrative

Value August 28, 2009, Franz Holzapfel G.m.b.H. orders Bank Austria, Vienna, to pay US Dollars 1,121.50 to C. Klein, Bloemengracht 15, Amsterdam, whose account number 72 34 91 524 is with ABN Amro Bank, Amsterdam. The beneficiary is to be notified by phone at 20.527.19.60.

Bank Austria uses reference 394882.

In this example, the MT 103 will be sent to the party closest to the beneficiary, through several reimbursement institutions. It would also be possible to send the MT 103 to the next party in the transfer.

**Note**      *The alternative selected is dependent on correspondent relationships and financial practice in the countries involved.*

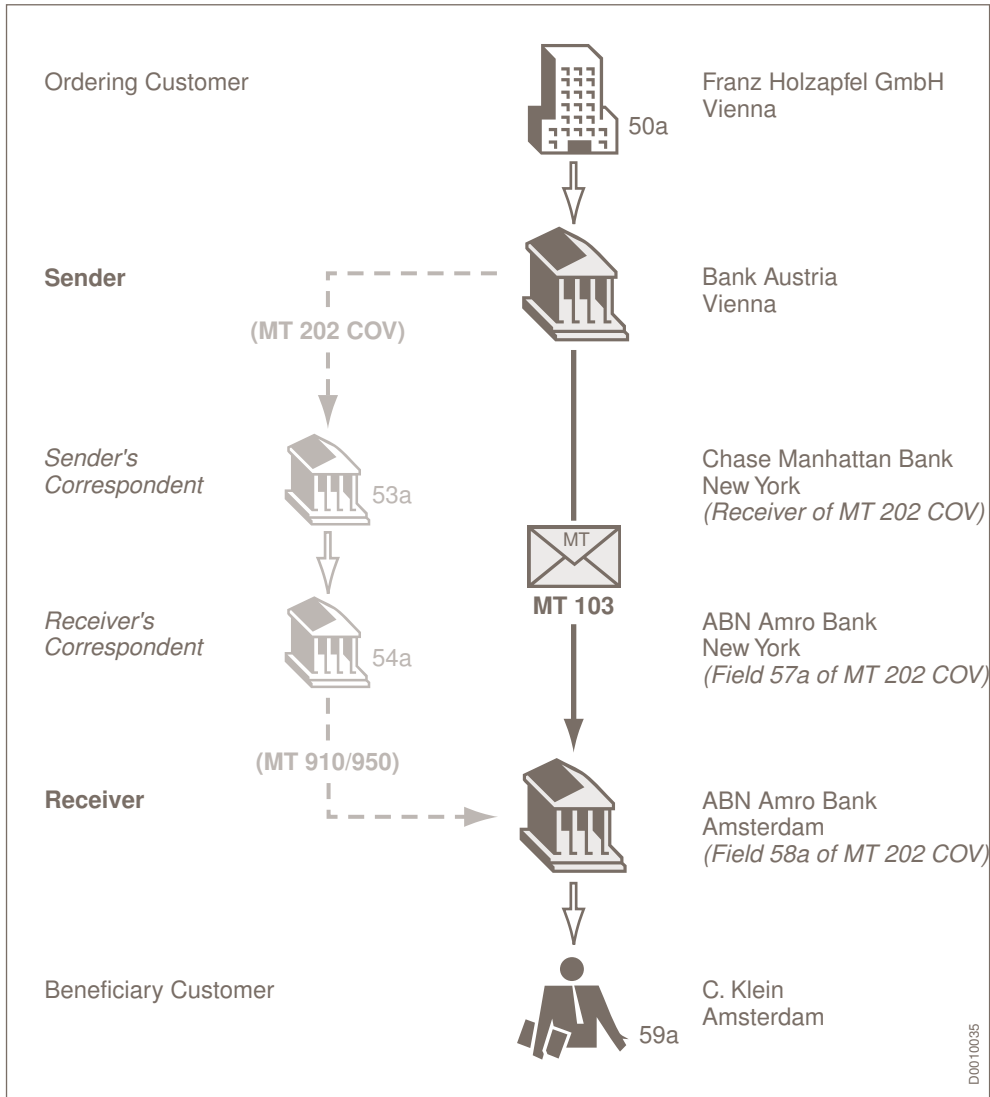
### SWIFT MT 103 to the Party Closest to the Beneficiary

Bank Austria sends the following messages:

1. A customer transfer to ABN Amro Bank, Amsterdam.
2. A cover message for the US dollar payment, which is provided through Chase Manhattan Bank, New York, to ABN Amro Bank, New York.

BKAUATWW agreed on the Standard Service Level, as did its Dutch correspondent ABNANL2A.

## Information Flow



## SWIFT Message, MT 103

Explanation	Format
Sender	BKAUATWW
Message Type	103
Receiver	ABNANL2A
Unique End-to-end Transaction Reference	121:2d9e39d4-7bd4-4fe1-9d48-8f512defe9d0
Message text	
Sender's Reference	:20:394882
Bank Operation Code	:23B:SSTD

Explanation	Format
Instruction Code	:23E:PHOB/20.527.19.60
Value Date, Currency, Interbank Settled Amount	:32A:090828USD1121,50
Currency, Instructed Amount	:33B:USD1121,50
Ordering Customer	:50F:/942267890 1/FRA NZ HOLZAPFEL GMBH 2/GELBSTRASSE, 13 3/AT/VIENNA
Sender's Correspondent <sup>(1)</sup>	:53A:CHASUS33
Receiver's Correspondent <sup>(2)</sup>	:54A:ABNAUS33
Beneficiary Customer	:59:/723491524 C. KLEIN BLOEMENGRACHT 15 AMSTERDAM
Details of Charges	:71A:SHA
End of message text/trailer	

- (1) Field 53A indicates the institution which is to provide the funds to the Receiver on behalf of the Sender.  
(2) Field 54A is the receiver's correspondent - the institution which will receive the funds on behalf of the Receiver.



# MT 103 REMIT Single Customer Credit Transfer

The MT 103 REMIT requires registration in the Extended Remittance Information message user group. This message user group allows its subscribers to exchange MT 103 REMIT messages with an extended amount of remittance information in field 77T. This remittance information may optionally be exchanged in a non-SWIFT format, such as EDIFACT or ANSI-X12.

The differences with the core MT 103 are:

- MT 103 REMIT requires registration in the Extended Remittance Information message user group.
- The user header (block 3 of the message) must contain the code REMIT in field 119 ({3: {119:REMIT}}).
- MT 103 REMIT has no field 70 Remittance Information.
- MT 103 REMIT has a field 77T Envelope Contents for extended remittance information.

**Important** User header block (block 3) must be present and must contain field 119 Validation Flag, with code REMIT, and field 121 Unique End-to-end Transaction Reference (UETR). In cases where the sender is acting as intermediary and a UETR was present in the received message, the UETR must be passed, unchanged, to the next message in the transaction chain. In all other cases, a new UETR must be used. Details of the format of the user header block and field 121, and also the required order of fields in the user header block, can be found in the [FIN Operations Guide](#).

## MT 103 REMIT Scope

This message type is sent by or on behalf of the financial institution of the ordering customer, directly or through (a) correspondent(s), to the financial institution of the beneficiary customer.

It is used to convey a funds transfer instruction in which the ordering customer or the beneficiary customer, or both, are non-financial institutions from the perspective of the Sender.

This message may only be used for clean payment instructions. It must not be used to advise the remitting bank of a payment for a clean, for example, cheque, collection, nor to provide the cover for a transaction whose completion was advised separately, for example, via an MT 400.

## MT 103 REMIT Format Specifications

### MT 103 REMIT Single Customer Credit Transfer

Status	Tag	Field Name	Content/Options	No.
M	20	Sender's Reference	16x	<a href="#">1</a>
----->				
O	13C	Time Indication	/8c/4!n1!x4!n	<a href="#">2</a>
-----				
M	23B	Bank Operation Code	4!c	<a href="#">3</a>
----->				

Status	Tag	Field Name	Content/Options	No.
O	23E	Instruction Code	4!c[/30x]	<a href="#">4</a>
-----				
O	26T	Transaction Type Code	3!c	<a href="#">5</a>
M	32A	Value Date/Currency/Interbank Settled Amount	6!n3!a15d	<a href="#">6</a>
O	33B	Currency/Instructed Amount	3!a15d	<a href="#">7</a>
O	36	Exchange Rate	12d	<a href="#">8</a>
M	50a	Ordering Customer	A, F, or K	<a href="#">9</a>
O	51A	Sending Institution	[/1!a][/34x]<crLf>4!a2!a2!c[3!c]	<a href="#">10</a>
O	52a	Ordering Institution	A or D	<a href="#">11</a>
O	53a	Sender's Correspondent	A, B, or D	<a href="#">12</a>
O	54a	Receiver's Correspondent	A, B, or D	<a href="#">13</a>
O	55a	Third Reimbursement Institution	A, B, or D	<a href="#">14</a>
O	56a	Intermediary Institution	A, C, or D	<a href="#">15</a>
O	57a	Account With Institution	A, B, C, or D	<a href="#">16</a>
M	59a	Beneficiary Customer	No letter option, A, or F	<a href="#">17</a>
M	71A	Details of Charges	3!a	<a href="#">18</a>
----->				
O	71F	Sender's Charges	3!a15d	<a href="#">19</a>
-----				
O	71G	Receiver's Charges	3!a15d	<a href="#">20</a>
O	72	Sender to Receiver Information	6*35x	<a href="#">21</a>
O	77B	Regulatory Reporting	3*35x	<a href="#">22</a>
M	77T	Envelope Contents	9000z	<a href="#">23</a>
M = Mandatory, O = Optional - Network Validated Rules may apply				

## MT 103 REMIT Network Validated Rules

- C1** If field 33B is present and the currency code is different from the currency code in field 32A, field 36 must be present, otherwise field 36 is not allowed (Error code(s): D75).

If field 33B is ...	And currency code in field 33B is ...	Then field 36 is ...
Present	Not equal to currency code in field 32A	Mandatory
	Equal to currency code in field 32A	Not allowed
Not present	Not applicable	Not allowed

- C2** If the country codes of the Sender's and the Receiver's BICs are within the following list: AD, AT, BE, BG, BV, CH, CY, CZ, DE, DK, ES, EE, FI, FR, GB, GF, GI, GP, GR, HU, IE, IS, IT, LI, LT, LU, LV, MC, MQ, MT, NL, NO, PL, PM, PT, RE, RO, SE, SI, SJ, SK, SM, TF and VA, then field 33B is mandatory, otherwise field 33B is optional (Error code(s): D49).

If country code of Sender's BIC equals one of the listed country codes	And country code of Receiver's BIC equals one of the listed country codes	Then field 33B is ...
Yes	Yes	Mandatory
Yes	No	Optional
No	Yes	Optional
No	No	Optional

**Note** See also Network Validated Rule C16 (Error code(s): D51).

- C3** If field 23B contains the code SPRI, field 23E may contain only the codes SDVA, TELB, PHOB, INTC (Error code(s): E01).

If field 23B contains one of the codes SSTD or SPAY, field 23E must not be used (Error code(s): E02).

If field 23B is ...	Then field 23E is ...
SPRI	Optional. It can contain only SDVA, TELB, PHOB or INTC
SSTD	Not allowed
SPAY	Not allowed
Not equal to SPRI, SSTD and SPAY	Optional

- C4** If field 23B contains one of the codes SPRI, SSTD or SPAY, field 53a must not be used with option D (Error code(s): E03).

If field 23B is ...	Then field 53a ...
SPRI, SSTD or SPAY	Must not be used with option D

- C5** If field 23B contains one of the codes SPRI, SSTD or SPAY and field 53a is present with option B, Party Identifier must be present in field 53B (Error code(s): E04).

- C6** If field 23B contains one of the codes SPRI, SSTD or SPAY, field 54a may be used with option A only (Error code(s): E05).

If field 23B is ...	Then field 54a ...
SPRI, SSTD or SPAY	May be used with option A only

- C7** If field 55a is present, then both fields 53a and 54a must also be present (Error code(s): E06).

If field 55a is ...	Then field 53a is ...	And field 54a is ...
Present	Mandatory	Mandatory
Not present	Optional	Optional

- C8** If field 23B contains one of the codes SPRI, SSTD or SPAY, field 55a may be used with option A only (Error code(s): E07).

If field 23B is ...	Then field 55a ...
SPRI, SSTD or SPAY	May be used with option A only

- C9** If field 56a is present, field 57a must also be present (Error code(s): C81).

If field 56a is ...	Then field 57a is ...
Present	Mandatory
Not present	Optional

- C10** If field 23B contains the code SPRI, field 56a must not be present (Error code(s): E16).

If field 23B contains one of the codes SSTD or SPAY, field 56a may be used with either option A or option C. If option C is used, it must contain a clearing code (Error code(s): E17).

If field 23B is ...	Then field 56a is ...
SPRI	Not allowed

If field 23B is ...	Then field 56a is ...
SSTD or SPAY	Allowed with option A or C only (if option C: clearing code must be used)

- C11** If field 23B contains one of the codes SPRI, SSTD or SPAY, field 57a may be used with option A, option C or option D. Subfield 1 (Party Identifier) in option D must be present (Error code(s): E09).

If field 23B is ...	Then field 57a is ...
SPRI, SSTD or SPAY	Allowed only with options A, C or D (In option D: Party Identifier is mandatory)

- C12** If field 23B contains one of the codes SPRI, SSTD or SPAY, subfield 1 (Account) in field 59a Beneficiary Customer is mandatory (Error code(s): E10).
- C13** If any field 23E contains the code CHQB, subfield 1 (Account) in field 59a Beneficiary Customer is not allowed (Error code(s): E18).
- C14** If field 71A contains OUR, then field 71F is not allowed and field 71G is optional (Error code(s): E13).

If field 71A is ...	Then field 71F is ...	And field 71G is ...
OUR	Not allowed	Optional

If field 71A contains SHA, then field(s) 71F is(are) optional and field 71G is not allowed (Error code(s): D50).

If field 71A is ...	Then field(s) 71F is(are) ...	And field 71G is ...
SHA	Optional	Not allowed

If field 71A contains BEN, then at least one occurrence of field 71F is mandatory and field 71G is not allowed (Error code(s): E15).

If field 71A is ...	Then field 71F is ...	And field 71G is ...
BEN	Mandatory (at least one occurrence)	Not allowed

- C15** If either field 71F (at least one occurrence) or field 71G is present, then field 33B is mandatory, otherwise field 33B is optional (Error code(s): D51).

Note 1: The presence of both fields 71F and 71G is also regulated by the network validated rule C15 (Error code(s): E13, D50, E15).

Note 2: The presence of field 33B is also regulated by the Network Validated Rule C2 (Error code(s): D49).

**C16** If field 56a is not present, no field 23E may contain TELI or PHOI (Error code(s): E44).

If field 56a is ...	Then no occurrence of field 23E subfield 1 may contain ...
Not present	TELI or PHOI

**C17** If field 57a is not present, no field 23E may contain TELE or PHON (Error code(s): E45).

If field 57a is ...	Then no occurrence of field 23E subfield 1 may contain ...
Not present	TELE or PHON

**C18** The currency code in the fields 71G and 32A must be the same (Error code(s): C02).

## MT 103 REMIT Usage Rules

- When the cover method is used for a customer credit transfer, the originating bank must:
  - copy the content of field 20 of the MT 103 REMIT unchanged into field 21 of the related MT 202 COV;
  - copy the content of field 121, in the user header block, of the MT 103 REMIT unchanged into field 121, in the user header block, of the related MT 202 COV.
- When the receiver of an MT 103 REMIT either credits the account of the beneficiary customer or rejects the payment, a confirmation to Tracker (TRCKCHZZ) is mandatory. Business rules and technical specifications of the confirmation are available on the Knowledge Centre > Products A-Z > Universal Confirmations > [Universal Confirmations Rulebook](#).
- Field 72 may only be present when it is structured, that is, only contains coded information.
- When sending the message via FileAct, institutions should bilaterally agree on the maximum size of the message.

## Usage Rules for Amount Related Fields

There is a relationship between the amount related fields 33B, 36, 71G, 71F and 32A which may be logically expressed in the following formula:

- The instructed amount in field 33B, adjusted with the exchange rate in field 36, plus the Receiver's charges in field 71G, minus the Sender's charges in field(s) 71F, equals the interbank settled amount in field 32A.

Presence of the fields mentioned above is subject to the conditional field rules C1, C2, C14 and C15. If a field is not present, that field must not be taken into account in the formula. If field 71F is present more than once, all occurrences of that field must be taken into account in the formula.

## Examples: Transaction A

- Pay the equivalent of EUR 1000,00 in GBP to a beneficiary in the United Kingdom
- Exchange rate is 1 EUR for 0,61999 GBP
- Transaction charges on the Sender's side are EUR 5,00 (=GBP 3,1)
- Transaction charges on the Receiver's side are GBP 4 (=EUR 6,45)

### Example A1: Charging option is OUR

1. Amount debited from the ordering customer's account:

Instructed Amount	EUR	1000,00
+ Sender's charges	EUR	5,00
+ Receiver's charges	EUR	6,45
= Debit Amount	EUR	1011,45

2. MT 103 REMIT extract:

Field Tag	Content	
33B	EUR	1000,00
71A		OUR
71G	GBP	4,00
36		0,61999
32A	GBP	623,99

3. The subsequent MT 950 shows one debit entry for GBP 623,99, that is, field 32A.
4. Amount credited to the beneficiary:

Interbank settlement amount	GBP	623,99
- Receiver's charges	GBP	4,00
= Credit amount	GBP	619,99

### Example A2: Charging option is SHA

1. Amount debited from the ordering customer's account:

Instructed amount	EUR	1000,00
+ Sender's charges	EUR	5,00

= Debit amount	EUR	1005,00
----------------	-----	---------

## 2. MT 103 REMIT extract:

Field Tag	Content	
33B	EUR	1000,00
71A		SHA
36		0,61999
32A	GBP	619,99

3. The subsequent MT 950 shows one debit entry for GBP 619,99, that is, field 32A.

## 4. Amount credited to the beneficiary:

Interbank settlement amount	GBP	619,99
- Receiver's charges	GBP	4,00
= Credit amount	GBP	615,99

**Example A3: Charging option is BEN**

## 1. Amount debited from the ordering customer's account:

Instructed amount = Debit amount	EUR	1000,00
----------------------------------	-----	---------

## 2. MT 103 REMIT extract:

Field Tag	Content	
33B	EUR	1000,00
71A		BEN
71F	GBP	3,1
36		0,61999
32A	GBP	616,89

3. The subsequent MT 950 shows one debit entry for GBP 616,89, that is, field 32A.

## 4. Amount credited to the beneficiary:

Equivalent of Instructed amount	GBP	619,99
- Sender's charges	GBP	3,1



- Receiver's charges	GBP	4,00
= Credit amount	GBP	612,89

**Note**      *The beneficiary is also advised of the Sender's charges of GBP 3,1.*

## Examples: Transaction B

- Pay GBP 1000,00 to a beneficiary in the United Kingdom
- Exchange rate is 1 EUR for 0,61999 GBP
- Transaction charges on the Sender's side are EUR 5,00 (=GBP 3,1)
- Transaction charges on the Receiver's side are GBP 4,00 (=EUR 6,45)
- The ordering customer has an account in euro
- Sender and Receiver's BIC are within the EU-country list

## Example B1: Charging option is OUR

1. Amount debited from the ordering customer's account:

Debit on EUR-account		
Equivalent of Instructed amount	EUR	1612,93
+ Sender's charges	EUR	5,00
+ Receiver's charges	EUR	6,45
= Debit amount	EUR	1624,38

2. MT 103 REMIT extract

Field Tag	Content	
33B	GBP	1000,00
71A		OUR
71G	GBP	4,00
32A	GBP	1004,00

**Note**      *Field 36 does not have to be used since currency in fields 32A and 33B is the same.*

3. The subsequent MT 950 shows one debit entry for GBP 1004, that is, field 32A.
4. Amount credited to the beneficiary:

Instructed amount = Credit amount	GBP	1000,00
-----------------------------------	-----	---------

## Example B2: Charging option is SHA

1. Amount debited from the ordering customer's account:

Debit on EUR-account		
Equivalent of Instructed amount	EUR	1612,93
+ Sender's charges	EUR	5,00
= Debit amount	EUR	1617,93

2. MT 103 REMIT extract:

Field Tag	Content	
33B	GBP	1000,00
71A		SHA
32A	GBP	1000,00

3. The subsequent MT 950 shows one debit entry for GBP 1000, that is, field 32A.

4. Amount credited to the beneficiary:

Amount in 32A	GBP	1000,00
- Receiver's charges	GBP	4,00
= Credit amount	GBP	996,00

**Note**      *Field 36 does not have to be used since currency in fields 32A and 33B is the same.*

## Example B3: Charging option is BEN

1. Amount debited from the ordering customer's account:

Debit on EUR-account		
Equivalent of Instructed amount = Debit amount	EUR	1612,93

2. MT 103 REMIT extract:

Field Tag	Content	
33B	GBP	1000,00
71A		BEN
71F	GBP	3,10

Field Tag	Content	
32A	GBP	996,90

3. The subsequent MT 950 shows one debit entry for GBP 996,9 that is, field 32A.
4. Amount credited to the beneficiary:

Instructed amount	GBP	1000,00
- Sender's charges	GBP	3,10
- Receiver's charges	GBP	4,00
= Credit amount	GBP	992,90

**Note**      *The beneficiary is also advised of the Sender's charges of GBP 3,1.*

## MT 103 REMIT Market Practice Rules

As indicated in the MT 103 REMIT Guidelines, when an MT 103 REMIT is sent using the cover method, an MT 202 COV message must be sent to cover the transfer. A credit to a beneficiary's account that is based on the receipt of an MT 103 REMIT, without receipt of the related cover payment, is a policy decision. Institutions have deployed processes that are approved by their internal risk committees; the risk lies clearly with the beneficiary institution. Guidelines for the processing of an MT 103 REMIT sent with the cover method have been published by the Payments Market Practice Group (PMPG).

For more details, see the market practice document *Guidelines for use of the MT 202 COV* on [www.pmpg.info](http://www.pmpg.info).

## MT 103 REMIT Guidelines

- If the Sender and the Receiver wish to use their direct account relationship in the currency of the transfer, then the MT 103 REMIT message will contain the cover for the customer transfer as well as the payment details.
- If the Sender and the Receiver have no direct account relationship in the currency of the transfer or do not wish to use their account relationship, then third banks will be involved to cover the transaction. The MT 103 REMIT contains only the payment details and the Sender must cover the customer transfer by sending an MT 202 COV General Financial Institution Transfer to a third bank. This payment method is called 'cover'.
- Where more than two financial institutions are involved in the payment chain, and if the MT 103 REMIT is sent from one financial institution to the next financial institution in this chain, then the payment method is called 'serial'.
- If the Receiver does not service an account for the beneficiary customer, and no account servicing institution is indicated, nor any alternative instructions given, then the Receiver will act upon the customer credit transfer instruction in an appropriate manner of its choice.
- In order to allow better reconciliation by the beneficiary customer, the MT 103 REMIT supports full charges transparency and structured remittance information.
- In order to allow better reconciliation by the Receiver, the MT 103 REMIT gives an unambiguous indication of the interbank amount booked by the Sender/to be booked by the Receiver.

- The MT 103 REMIT gives the Sender the ability to identify in the message the level of service requested, that is, what service is expected from the Receiver for a particular payment, for example, SWIFTPay, Standard or Priority or any other bilaterally agreed service.
- The message also allows for the inclusion of regulatory information in countries where regulatory reporting is requested.

## MT 103 REMIT Field Specifications

### MT 103 REMIT- 1. Field 20: Sender's Reference

#### Format

16x

#### Presence

Mandatory

#### Definition

This field specifies the reference assigned by the Sender to unambiguously identify the message.

#### Network Validated Rules

This field must not start or end with a slash '/' and must not contain two consecutive slashes '/' (Error code(s): T26).

#### Usage Rules

- This reference must be quoted in any related confirmation or statement, for example, MT 900, 910 and/or 950.
- When the cover method is used for a customer credit transfer, this reference must be quoted unchanged in field 21 of the related MT 202 COV.

#### Example

:20:Ref254

### MT 103 REMIT- 2. Field 13C: Time Indication

#### Format

Option C                      /8c/4!n1!x4!n                      (Code) (Time indication) (Sign) (Time offset)

#### Presence

Optional

#### Definition

This repetitive field specifies one or several time indication(s) related to the processing of the payment instruction.

## Codes

One of the following codes may be used in Code, placed between slashes ('/');

CLSTIME	CLS Time	The time by which the funding payment must be credited, with confirmation, to the CLS Bank's account at the central bank, expressed in Central European Time (CET).
RNCTIME	Receive Time	The time at which a TARGET2 payment was credited at the receiving central bank, expressed in Central European Time (CET).
SNDDTIME	Send Time	The time at which a TARGET2 payment was debited at the sending central bank, expressed in Central European Time (CET).

## Codes

One of the following codes must be used in Sign (Error code(s): T15):

+	Plus	The + sign.
-	Minus	The - sign.

## Network Validated Rules

Time indication must be a valid time expressed as HHMM (Error code(s): T38).

Time offset is expressed as 'HHMM', where the hour component, that is, 'HH', must be in the range of 00 through 13, and the minute component, that is, 'MM' must be in the range of 00 through 59. Any 'HH' or 'MM' component outside of these range checks will be disallowed (Error code(s): T16).

## Usage Rules

The time zone in which Time is expressed is to be identified by means of the offset against the UTC (Coordinated Universal Time - ISO 8601).

## Example

Assume a financial institution in London is sending a payment instruction on 5 January related to CLS in which it indicates that money has to be funded to CLS bank by 09.15 CET.

Time indication field will be completed as follows: :13C:/CLSTIME/0915+0100

Explanation:

- 0915 is the time by which the money has to be funded to CLS bank. It has been agreed that CLSTIME is to be indicated in CET (see codes above).
- +0100 is the offset of CET against UTC in January (that is during winter time).

If the same instruction had been sent on 10 June (that is during summer time), time indication field would have been completed as follows: :13C:/CLSTIME/0915+0200

Offsets of local time zones against UTC are published in the BIC Directory download file (TZ\*\*\*.txt file), which is available on [www.swiftrefdata.com](http://www.swiftrefdata.com).

## MT 103 REMIT- 3. Field 23B: Bank Operation Code

### Format

Option B                      4!c                      (Type)

### Presence

Mandatory (referenced in rules C3, C4, C5, C6, C8, C11, and C12)

### Definition

This field identifies the type of operation.

### Codes

One of the following codes must be used (Error code(s): T36):

CRED	Normal credit transfer	This message contains a credit transfer where there is no SWIFT Service Level involved.
CRTS	Test message	This message contains a credit transfer for test purposes.
SPAY	SWIFTPay	This message contains a credit transfer to be processed according to the SWIFTPay Service Level.
SPRI	Priority	This message contains a credit transfer to be processed according to the Priority Service Level.
SSTD	Standard	This message contains a credit transfer to be processed according to the Standard Service Level.

### Usage Rules

The code CRTS should not be used on the FIN network.

### Example

:23B:SPAY

## MT 103 REMIT- 4. Field 23E: Instruction Code

### Format

Option E                      4!c[/30x]                      (Instruction Code) (Additional Information)

### Presence

Conditional (see rule C3, also referenced in rules C13, C16, and C17)

### Definition

This field specifies an instruction.

### Codes

Instruction Code must contain one of the following codes (Error code(s): T47):

CHQB	Cheque	Pay beneficiary customer by cheque only. The optional account number line in field 59a must not be used.
CORT	Corporate Trade	Payment is made in settlement of a trade, for example, foreign exchange deal, securities transaction.
HOLD	Hold	Beneficiary customer/claimant will call; pay upon identification.
INTC	Intra-Company Payment	A payment between two companies belonging to the same group.
PHOB	Phone Beneficiary	Please advise/contact beneficiary/claimant by phone.
PHOI	Phone Intermediary	Please advise the intermediary institution by phone.
PHON	Telephone	Please advise account with institution by phone.
REPA	Related Payment	Payment has a related e-Payments reference.
SDVA	Same Day Value	Payment must be executed with same day value to the beneficiary.
TELB	Telecommunication	Please advise/contact beneficiary/claimant by the most efficient means of telecommunication.
TELE	Telecommunication	Please advise the account with institution by the most efficient means of telecommunication.
TELI	Telecommunication	Please advise the intermediary institution by the most efficient means of telecommunication.

**Network Validated Rules**

Additional Information is only allowed when Instruction Code consists of one of the following codes: PHON, PHOB, PHOI, TELE, TELB, TELI, HOLD or REPA (Error code(s): D97).

If this field is repeated, the codes must appear in the following order (Error code(s): D98):

SDVA  
INTC  
REPA  
CORT  
HOLD  
CHQB  
PHOB  
TELB  
PHON  
TELE

PHOI  
  
TELI

When this field is used more than once, the following combinations are not allowed (Error code(s): D67):

SDVA	with	HOLD
SDVA	with	CHQB
INTC	with	HOLD
INTC	with	CHQB
REPA	with	HOLD
REPA	with	CHQB
REPA	with	CORT
CORT	with	HOLD
CORT	with	CHQB
HOLD	with	CHQB
PHOB	with	TELB
PHON	with	TELE
PHOI	with	TELI

If this field is repeated, the same code must not be present more than once (Error code(s): E46).

Usage Rules

This field may be repeated to give several coded instructions to one or more parties.

Code REPA indicates that the payment is the result of an initiation performed via an e-payments product between the customers. This code is intended for the beneficiary's bank who should act according to the specifications of the e-payments product.

Example

:23E:CHQB  
:23E:TELI/3226553478

MT 103 REMIT- 5. Field 26T: Transaction Type Code

Format

Option T                      3!c                      (Type)



**Presence**

Optional

**Definition**

This field identifies the nature of, purpose of, and/or reason for the individual transaction, for example, salaries, pensions, dividends.

**Usage Rules**

The information given is intended both for regulatory and statutory requirements and/or to provide information to the beneficiary customer on the nature of the transaction.

Codes from the EUROSTAT list "Code List for Balance of Payments Collection Systems" may be used in this field.

**Example**

:26T:K90

## MT 103 REMIT- 6. Field 32A: Value Date/Currency/Interbank Settled Amount

**Format**

Option A                      6!n3!a15d                      (Date) (Currency) (Amount)

**Presence**

Mandatory (referenced in rule C18)

**Definition**

This field specifies the value date, the currency and the settlement amount. The settlement amount is the amount to be booked/reconciled at interbank level.

**Network Validated Rules**

Date must be a valid date expressed as YYMMDD (Error code(s): T50).

Currency must be a valid ISO 4217 currency code (Error code(s): T52).

The integer part of Amount must contain at least one digit. A decimal comma is mandatory and is included in the maximum length. The number of digits following the comma must not exceed the maximum number allowed for the specified currency (Error code(s): C03, T40, T43).

The codes XAU, XAG, XPD and XPT are not allowed, as these are codes for commodities for which the category 6 commodities messages must be used (Error code(s): C08).

**Example**

:32A:981209USD1000,00

## MT 103 REMIT- 7. Field 33B: Currency/Instructed Amount

**Format**

Option B                      3!a15d                      (Currency) (Amount)

**Presence**

Conditional (see rules C2 and C15, also referenced in rule C1)

**Definition**

This field specifies the currency and amount of the instruction. This amount is provided for information purposes and has to be transported unchanged through the transaction chain.

**Network Validated Rules**

Currency must be a valid ISO 4217 currency code (Error code(s): T52).

The integer part of Amount must contain at least one digit. A decimal comma is mandatory and is included in the maximum length. The number of digits following the comma must not exceed the maximum number allowed for the specified currency (Error code(s): C03, T40, T43).

**Usage Rules**

If field 33B is present in the message received, it has to be forwarded unchanged to the next party.

This field must be present when a currency conversion or an exchange has been performed on the Sender's side.

If the transaction is within the scope of the EC Directive on cross border credit transfers, this amount is the original ordered amount as instructed by the ordering customer. Otherwise, it is the amount that the sending bank was instructed to pay.

As a consequence, if there are no Sender's or Receiver's charges and no currency conversion or exchange took place, field 32A equals 33B, if present.

**Example**

:33B:USD1000,00

## MT 103 REMIT- 8. Field 36: Exchange Rate

**Format**

12d (Rate)

**Presence**

Conditional (see rule C1)

**Definition**

This field specifies the exchange rate used to convert the instructed amount specified in field 33B.

**Network Validated Rules**

The integer part of Rate must contain at least one digit. A decimal comma is mandatory and is included in the maximum length (Error code(s): T40, T43).

**Usage Rules**

This field must be present when a currency conversion or an exchange has been performed on the Sender's side.

**Example**

:36:0,9236

## MT 103 REMIT- 9. Field 50a: Ordering Customer

### Format

Option A	[/34x] 4!a2!a2!c[3!c]	(Account) (Identifier Code)
Option F	35x 4*(1!n/33x)	(Party Identifier) (Number/Name and Address)
Option K	[/34x] 4*35x	(Account) (Name and Address)

In option F, the following line formats must be used (Error code(s): T54):

Line 1 (subfield Party Identifier)	/34x	(Account)
Lines 2-5 (subfield Number/Name and Address)	1!n/33x	(Number) (Details)

Or

Line 1 (subfield Party Identifier)	4!a/2!a/27x	(Code) (Country Code) (Identifier)
Lines 2-5 (subfield Number/Name and Address)	1!n/33x	(Number) (Details)

### Presence

Mandatory

### Definition

This field specifies the customer ordering the transaction.

### Codes

In option F, when Party Identifier is used with the (Code)(Country Code)(Identifier) format, one of the following codes must be used in Code (Error code(s): T55):

ARNU	Alien Registration Number	The code followed by a slash, '/' must be followed by the ISO country code, a slash, '/' and the Alien Registration Number.
CCPT	Passport Number	The code followed by a slash, '/' must be followed by the ISO country code, a slash, '/' and the Passport Number.
CUST	Customer Identification Number	The code followed by a slash, '/' must be followed by the ISO country code of the issuer of the number, a slash, '/', the issuer of the number, a slash, '/' and the Customer Identification Number.
DRLC	Driver's Licence Number	The code followed by a slash, '/' must be followed by the ISO country code of the issuing authority, a slash, '/', the issuing authority, a slash, '/' and the Driver's Licence Number.

EMPL	Employer Number	The code followed by a slash, '/' must be followed by the ISO country code of the registration authority, a slash, '/', the registration authority, a slash, '/' and the Employer Number.
NIDN	National Identity Number	The code followed by a slash, '/' must be followed by the ISO country code, a slash, '/' and the National Identity Number.
SOSE	Social Security Number	The code followed by a slash, '/' must be followed by the ISO country code, a slash, '/' and the Social Security Number.
TXID	Tax Identification Number	The code followed by a slash, '/' must be followed by the ISO country code, a slash, '/' and the Tax Identification Number.

## Codes

In option F, Number must contain one of the following values (Error code(s): T56):

1	Name of Ordering Customer	The number followed by a slash, '/' must be followed by the name of the ordering customer.
2	Address Line	The number followed by a slash, '/' must be followed by an address line (Address Line can be used to provide, for example, street name and number, or building name).
3	Country and Town	<p>The first occurrence of number 3 must be followed by a slash, '/', the ISO country code and, optionally, additional details that are preceded by a slash '/'.</p> <p>Other occurrences of number 3 must be followed by a slash '/' and the continuation of additional details.</p> <p>Additional details can contain town, which can be complemented by postal code (for example zip) and country subdivision (for example state, province, or county). The country code and town should, preferably, indicate the country and town of residence.</p>
4	Date of Birth	The number followed by a slash, '/' must be followed by the date of birth in the YYYYMMDD format.
5	Place of Birth	The number followed by a slash, '/' must be followed by the ISO country code, a slash '/' and the place of birth.
6	Customer Identification Number	The number followed by a slash, '/' must be followed by the ISO country code of the issuer of the number, a slash, '/', the issuer of the number, a slash, '/' and the customer identification number.
7	National Identity Number	The number followed by a slash, '/' must be followed by the ISO country code, a slash, '/' and the national identity number.

8	Additional Information	<p>The number followed by a slash, '/' is followed by information that completes one of the following:</p> <ul style="list-style-type: none"> <li>the identifier provided in subfield 1 (Party Identifier) used with the (Code)(Country Code)(Identifier) format.</li> <li>the customer identification number provided in subfield 2 (Name and Address) with number 6.</li> <li>the national identity number provided in subfield 2 (Name and Address) with number 7.</li> </ul>
---	------------------------	--

## Network Validated Rules

Identifier Code must be a registered BIC (Error code(s): T27, T28, T29, T45).

In option F, subfield 1 (Party Identifier) used with the (Code)(Country Code)(Identifier) format: Country Code must be a valid ISO country code (Error code(s): T73).

In option F, subfield 2 (Name and Address):

- The first line must start with number 1 (Error code(s): T56).
- Numbers must appear in numerical order (Error code(s): T56).
- A line starting with number 3 must be present (Error code(s): T56).
- The first occurrence of number 3 must be followed by a valid ISO country code (Error code(s): T73).
- Numbers 1, 2, and 3 may be repeated. The same number must not occur more than 2 times (Error code(s): T56).
- Number 4 must not be used without number 5 and vice versa (Error code(s): T56).
- Number 4 must be followed by a valid date in the format YYYYMMDD and this date, local to the sender, must not be later than the date on which the message is successfully sent to SWIFT (Error code(s): T50).
- Numbers 5, 6 and 7 must be followed by a valid ISO country code (Error code(s): T73), a slash '/' and additional Details (Error code(s): T56).
- Numbers 4, 5, 6, 7 and 8 must not be repeated (Error code(s): T56).
- The use of number 8 is only allowed in the following instances (Error code(s): T56):
  - to continue information on the Identifier of the ordering customer provided in subfield 1 (Party Identifier) used with the (Code)(Country Code)(Identifier) format.
  - to continue information on the Customer Identification Number provided in subfield 2 (Name and Address) following number 6.
  - to continue information on the National Identity Number provided in subfield 2 (Name and Address) following number 7.

## Usage Rules

If the account number of the ordering customer is known, it must be stated in Account.

In option F, subfield 2 (Name and Address): Numbers 1, 2 and 3 may be repeated.

In option F, subfield 2 (Name and Address): if number 2 is present, the first occurrence of number 3 must include the town in additional details.

In option F, subfield 1 (Party Identifier) used with the (Code)(Country Code)(Identifier) format: if additional space is required for providing the Identifier of the ordering customer, one of the following options must be used:

1. First option (preferred): Identify the ordering customer with a different identifier where the length is not an issue.
2. Second option: Continue the information in subfield 2 (Name and Address) using number 8.

In option F, subfield 2 (Name and Address): if additional space is required for providing the Customer Identification Number (number 6) or the National Identity Number (number 7) of the ordering customer, one of the following options must be used:

1. First option (preferred): Identify the ordering customer with a different identifier where the length is not an issue.
2. Second option: Continue the information in subfield 2 (Name and Address) using number 8.

When Chinese characters are necessary and when use is bilaterally agreed, the Chinese Commercial Code e-table and guidelines must be followed as published in [www.swift.com](http://www.swift.com) > Standards > Document centre > Market Practice > Chinese Commercial Code eTable Information.

## Example

### Option A

```
:50A:/293456-1254349-82
VISTUS31
```

### Option F - Example 1

```
:50F:/12345678
1/SMITH JOHN
2/299, PARK AVENUE
3/US/NEW YORK, NY 10017
```

### Option F - Example 2

```
:50F:/BE30001216371411
1/PHILIPS MARK
3/BE/ANTWERPEN
4/19720830
5/BE/BRUSSELS
```

### Option F - Example 3

```
:50F:DRLC/BE/BRUSSELS/NB0949042
1/DUPONT JACQUES
2/HIGH STREET 6, APT 6C
3/BE/BRUSSELS
```

### Option F - Example 4

```
:50F:NIDN/DE/121231234342
1/MANN GEORG
3/DE/DUSSELDORF
6/DE/ABC BANK/1234578293
```

### Option F - Example 5

```
:50F:CUST/DE/ABC BANK/123456789/8-123456
1/MANN GEORG
2/LOW STREET 7
3/DE/FRANKFURT
8/7890
```

*This means that the customer identification number of Mann Georg assigned by ABC Bank is 123456789/8-1234567890.*

## MT 103 REMIT- 10. Field 51A: Sending Institution

### Format

Option A	[/1!a] [/34x] 4!a2!a2!c[3!c]	(Party Identifier) (Identifier Code)
----------	---------------------------------	---

### Presence

Optional

### Definition

This field identifies the Sender of the message.

### Network Validated Rules

Field 51A is only valid in FileAct (Error code(s): D63).

### Usage Rules

At least the first 8 characters of the BIC in this field must be identical to the originator of this FileAct message.

The content of field 20, Sender's reference together with the content of this field provides the message identification which is to be used in case of queries, cancellations etc.

### Example

:51A:ABNANL2A

## MT 103 REMIT- 11. Field 52a: Ordering Institution

### Format

Option A	[/1!a] [/34x] 4!a2!a2!c[3!c]	(Party Identifier) (Identifier Code)
Option D	[/1!a] [/34x] 4*35x	(Party Identifier) (Name and Address)

### Presence

Optional

### Definition

This field specifies the financial institution of the ordering customer, when different from the Sender, even if field 50a contains an IBAN.

### Codes

In option A, Party Identifier may be used to indicate a national clearing system code.

The following codes may be used, preceded by a double slash '//':

AT	5!n	Austrian Bankleitzahl
AU	6!n	Australian Bank State Branch (BSB) Code

BL	8!n	German Bankleitzahl
CC	9!n	Canadian Payments Association Payment Routing Number
CN	12..14n	China National Advanced Payment System (CNAPS) Code
ES	8..9n	Spanish Domestic Interbanking Code
FW	without 9 digit code	Pay by Fedwire
GR	7!n	HEBIC (Hellenic Bank Identification Code)
HK	3!n	Bank Code of Hong Kong
IE	6!n	Irish National Clearing Code (NSC)
IN	11!c	Indian Financial System Code (IFSC)
IT	10!n	Italian Domestic Identification Code
PL	8!n	Polish National Clearing Code (KNR)
PT	8!n	Portuguese National Clearing Code
SC	6!n	UK Domestic Sort Code

**Codes**

In option D, Party Identifier may be used to indicate a national clearing system code.

The following codes may be used, preceded by a double slash '//':

AT	5!n	Austrian Bankleitzahl
AU	6!n	Australian Bank State Branch (BSB) Code
BL	8!n	German Bankleitzahl
CC	9!n	Canadian Payments Association Payment Routing Number
CH	6!n	CHIPS Universal Identifier
CN	12..14n	China National Advanced Payment System (CNAPS) Code
CP	4!n	CHIPS Participant Identifier
ES	8..9n	Spanish Domestic Interbanking Code
FW	9!n	Fedwire Routing Number
GR	7!n	HEBIC (Hellenic Bank Identification Code)
HK	3!n	Bank Code of Hong Kong
IE	6!n	Irish National Clearing Code (NSC)



IN	11!c	Indian Financial System Code (IFSC)
IT	10!n	Italian Domestic Identification Code
PL	8!n	Polish National Clearing Code (KNR)
PT	8!n	Portuguese National Clearing Code
RU	9!n	Russian Central Bank Identification Code
SC	6!n	UK Domestic Sort Code
SW	3..5n	Swiss Clearing Code (BC code)
SW	6!n	Swiss Clearing Code (SIC code)

**Network Validated Rules**

Identifier Code must be a registered financial institution BIC (Error code(s): T27, T28, T29, T45).

Identifier Code must be a financial institution BIC. This error code applies to all types of BICs referenced in a FIN message including connected BICs, non-connected BICs, Masters, Synonyms, Live destinations and Test & Training destinations (Error code(s): C05).

**Usage Rules**

The coded information contained in field 52a must be meaningful to the Receiver of the message.

Option A is the preferred option.

Option D should only be used when the ordering financial institution has no BIC.

**Example**

:52A:ABNANL2A

**MT 103 REMIT- 12. Field 53a: Sender's Correspondent****Format**

Option A	[/1!a] [/34x] 4!a2!a2!c [3!c]	(Party Identifier) (Identifier Code)
Option B	[/1!a] [/34x] [35x]	(Party Identifier) (Location)
Option D	[/1!a] [/34x] 4*35x	(Party Identifier) (Name and Address)

**Presence**

Conditional (see rules C4, C5, and C7)

**Definition**

Where required, this field specifies the account or branch of the Sender or another financial institution through which the Sender will reimburse the Receiver.

**Network Validated Rules**

Identifier Code must be a registered financial institution BIC (Error code(s): T27, T28, T29, T45).

Identifier Code must be a financial institution BIC. This error code applies to all types of BICs referenced in a FIN message including connected BICs, non-connected BICs, Masters, Synonyms, Live destinations and Test & Training destinations (Error code(s): C05).

**Usage Rules**

Absence of this field implies that there is a unique account relationship between the Sender and the Receiver or that the bilaterally agreed account is to be used for settlement.

Option A is the preferred option.

In those cases where there are multiple direct account relationships, in the currency of the transaction, between the Sender and the Receiver, and one of these accounts is to be used for reimbursement, the account to be credited or debited must be indicated in field 53a, using option B with the party identifier only.

If there is no direct account relationship, in the currency of the transaction, between the Sender and the Receiver (or branch of the Receiver when specified in field 54a), then field 53a must be present.

When field 53a is present and contains a branch of the Sender, the need for a cover message is dependent on the currency of the transaction, the relationship between the Sender and the Receiver and the contents of field 54a, if present.

A branch of the Receiver may appear in field 53a if the financial institution providing reimbursement is both the Sender's correspondent and a branch of the Receiver, and the Sender intends to send a cover message to the branch of the Receiver. In this case, the Receiver will be paid by its branch in field 53a.

In all other cases, when field 53a is present, a cover message, that is, MT 202 COV or equivalent non-SWIFT must be sent to the financial institution identified in field 53a.

When field 53B is used to specify a branch city name, it must always be a branch of the Sender.

The use and interpretation of fields 53a and 54a is, in all cases, dictated by the currency of the transaction and the correspondent relationship between the Sender and Receiver relative to that currency.

**Example**

:53A:ABNANL2A

**MT 103 REMIT- 13. Field 54a: Receiver's Correspondent****Format**

Option A	[/1!a] [/34x] 4!a2!a2!c[3!c]	(Party Identifier) (Identifier Code)
Option B	[/1!a] [/34x] [35x]	(Party Identifier) (Location)
Option D	[/1!a] [/34x] 4*35x	(Party Identifier) (Name and Address)

**Presence**

Conditional (see rules C6 and C7)

Definition

This field specifies the branch of the Receiver or another financial institution at which the funds will be made available to the Receiver.

Network Validated Rules

Identifier Code must be a registered financial institution BIC (Error code(s): T27, T28, T29, T45).

Identifier Code must be a financial institution BIC. This error code applies to all types of BICs referenced in a FIN message including connected BICs, non-connected BICs, Masters, Synonyms, Live destinations and Test & Training destinations (Error code(s): C05).

Usage Rules

When the funds are made available to the Receiver's branch through a financial institution other than that indicated in field 53a, this financial institution, that is, intermediary reimbursement institution shall be specified in field 54a and field 55a shall contain the Receiver's branch.

Option A is the preferred option.

Option B must only be used with a location.

In those cases where field 54a contains a branch of the Receiver, and is not preceded by field 53a, or field 53a contains an account of the Sender serviced by the Receiver's branch, the Receiver will claim reimbursement from its branch.

If field 54a contains a branch of the Receiver and field 53a contains a branch of the Sender, the Receiver will claim reimbursement from its branch or will be paid by its branch, depending on the currency of the transfer and the relationship between the Sender and the Receiver.

In all other cases where field 54a contains a branch of the Receiver, the Receiver will be paid by its branch in field 54a.

A branch of the Sender must not appear in field 54a.

If the branch of the Sender or other financial institution specified in field 53a is also the account servicer for the Receiver, field 54a must not be present.

Field 54a containing the name of a financial institution other than the Receiver's branch must be preceded by field 53a; the Receiver will be paid by the financial institution in field 54a.

The use and interpretation of fields 53a and 54a is in all cases dictated by the currency of the transaction and the correspondent relationship between the Sender and Receiver relative to that currency.

Example

:54A:IRVTUS3N

MT 103 REMIT- 14. Field 55a: Third Reimbursement Institution

Format

Option A	[/1!a] [/34x] 4!a2!a2!c [3!c]	(Party Identifier) (Identifier Code)
Option B	[/1!a] [/34x] [35x]	(Party Identifier) (Location)
Option D	[/1!a] [/34x] 4*35x	(Party Identifier) (Name and Address)

**Presence**

Conditional (see rule C8, also referenced in rule C7)

**Definition**

This field specifies the Receiver's branch, when the funds are made available to this branch through a financial institution other than that indicated in field 53a.

**Network Validated Rules**

Identifier Code must be a registered financial institution BIC (Error code(s): T27, T28, T29, T45).

Identifier Code must be a financial institution BIC. This error code applies to all types of BICs referenced in a FIN message including connected BICs, non-connected BICs, Masters, Synonyms, Live destinations and Test & Training destinations (Error code(s): C05).

**Usage Rules**

Option A is the preferred option.

**Example**

:55A:IRVTUS3N

**MT 103 REMIT- 15. Field 56a: Intermediary Institution****Format**

Option A	[/1!a] [/34x] 4!a2!a2!c[3!c]	(Party Identifier) (Identifier Code)
Option C	/34x	(Party Identifier)
Option D	[/1!a] [/34x] 4*35x	(Party Identifier) (Name and Address)

**Presence**

Conditional (see rule C10, also referenced in rules C9 and C16)

**Definition**

This field specifies the financial institution through which the transaction must pass to reach the account with institution.

**Codes**

In option A, Party Identifier may be used to indicate a national clearing system code.

The following codes may be used, preceded by a double slash '//':

AT	5!n	Austrian Bankleitzahl
AU	6!n	Australian Bank State Branch (BSB) Code
BL	8!n	German Bankleitzahl
CC	9!n	Canadian Payments Association Payment Routing Number

CN	12..14n	China National Advanced Payment System (CNAPS) Code
ES	8..9n	Spanish Domestic Interbanking Code
FW	without 9 digit code	Pay by Fedwire
GR	7!n	HEBIC (Hellenic Bank Identification Code)
HK	3!n	Bank Code of Hong Kong
IE	6!n	Irish National Clearing Code (NSC)
IN	11!c	Indian Financial System Code (IFSC)
IT	10!n	Italian Domestic Identification Code
NZ	6!n	New Zealand National Clearing Code
PL	8!n	Polish National Clearing Code (KNR)
PT	8!n	Portuguese National Clearing Code
RT		Pay by Real Time Gross Settlement
SC	6!n	UK Domestic Sort Code

## Codes

In option C or D, Party Identifier may be used to indicate a national clearing system code.

The following codes may be used, preceded by a double slash '//':

AT	5!n	Austrian Bankleitzahl
AU	6!n	Australian Bank State Branch (BSB) Code
BL	8!n	German Bankleitzahl
CC	9!n	Canadian Payments Association Payment Routing Number
CH	6!n	CHIPS Universal Identifier
CN	12..14n	China National Advanced Payment System (CNAPS) Code
CP	4!n	CHIPS Participant Identifier
ES	8..9n	Spanish Domestic Interbanking Code
FW	9!n	Fedwire Routing Number
GR	7!n	HEBIC (Hellenic Bank Identification Code)
HK	3!n	Bank Code of Hong Kong
IE	6!n	Irish National Clearing Code (NSC)

IN	11!c	Indian Financial System Code (IFSC)
IT	10!n	Italian Domestic Identification Code
NZ	6!n	New Zealand National Clearing Code
PL	8!n	Polish National Clearing Code (KNR)
PT	8!n	Portuguese National Clearing Code
RT		Pay by Real Time Gross Settlement
RU	9!n	Russian Central Bank Identification Code
SC	6!n	UK Domestic Sort Code
SW	3..5n	Swiss Clearing Code (BC code)
SW	6!n	Swiss Clearing Code (SIC code)

### Network Validated Rules

Identifier Code must be a registered financial institution BIC (Error code(s): T27, T28, T29, T45).

Identifier Code must be a financial institution BIC. This error code applies to all types of BICs referenced in a FIN message including connected BICs, non-connected BICs, Masters, Synonyms, Live destinations and Test & Training destinations (Error code(s): C05).

### Usage Rules

When one of the codes //FW (with or without the 9-digit number), //AU, //CP, //IN or //RT is used, it should appear only once and in the first of the fields 56a and 57a of the payment instruction.

When it is necessary that an incoming SWIFT payment be made to the party in this field via Fedwire, US banks require that the code //FW appears in the optional Party Identifier of field 56a or 57a.

When it is necessary that an incoming SWIFT payment be made to the intermediary or the account with institution via real-time gross settlement (RTGS), the code //RT should appear in the optional Party Identifier of field 56a or 57a.

The code //RT is binding for the Receiver. If it is used with option A, it must not be followed by any other information. If it is used with option C or D, it may be followed by another domestic clearing code.

Option A is always the preferred option.

Option C must be used containing a 2!a clearing system code preceded by a double slash '//'.

Option D must only be used in exceptional circumstances: when the party cannot be identified by a financial institution BIC, when there is a need to be able to specify a name and address, for example, due to regulatory considerations or when there is a bilateral agreement between the Sender and the Receiver permitting its use.

When qualified by a clearing system code or an account number, the use of option D may enable the automated processing of the instruction(s) by the Receiver.

### Example

:56A:IRVTUS3N

## MT 103 REMIT- 16. Field 57a: Account With Institution

### Format

Option A	[/1!a] [/34x] 4!a2!a2!c[3!c]	(Party Identifier) (Identifier Code)
Option B	[/1!a] [/34x] [35x]	(Party Identifier) (Location)
Option C	/34x	(Party Identifier)
Option D	[/1!a] [/34x] 4*35x	(Party Identifier) (Name and Address)

### Presence

Conditional (see rules C9 and C11, also referenced in rule C17)

### Definition

This field specifies the financial institution which services the account for the beneficiary customer. This is applicable even if field 59a contains an IBAN.

### Codes

In option A, Party Identifier may be used to indicate a national clearing system code.

The following codes may be used, preceded by a double slash '//':

AT	5!n	Austrian Bankleitzahl
AU	6!n	Australian Bank State Branch (BSB) Code
BL	8!n	German Bankleitzahl
CC	9!n	Canadian Payments Association Payment Routing Number
CN	12..14n	China National Advanced Payment System (CNAPS) Code
ES	8..9n	Spanish Domestic Interbanking Code
FW	without 9 digit code	Pay by Fedwire
GR	7!n	HEBIC (Hellenic Bank Identification Code)
HK	3!n	Bank Code of Hong Kong
IE	6!n	Irish National Clearing Code (NSC)
IN	11!c	Indian Financial System Code (IFSC)
IT	10!n	Italian Domestic Identification Code
NZ	6!n	New Zealand National Clearing Code
PL	8!n	Polish National Clearing Code (KNR)

PT	8!n	Portuguese National Clearing Code
RT		Pay by Real Time Gross Settlement
SC	6!n	UK Domestic Sort Code
ZA	6!n	South African National Clearing Code

**Codes**

In option C or D, Party Identifier may be used to indicate a national clearing system code.

The following codes may be used, preceded by a double slash '//':

AT	5!n	Austrian Bankleitzahl
AU	6!n	Australian Bank State Branch (BSB) Code
BL	8!n	German Bankleitzahl
CC	9!n	Canadian Payments Association Payment Routing Number
CH	6!n	CHIPS Universal Identifier
CN	12..14n	China National Advanced Payment System (CNAPS) Code
CP	4!n	CHIPS Participant Identifier
ES	8..9n	Spanish Domestic Interbanking Code
FW	9!n	Fedwire Routing Number
GR	7!n	HEBIC (Hellenic Bank Identification Code)
HK	3!n	Bank Code of Hong Kong
IE	6!n	Irish National Clearing Code (NSC)
IN	11!c	Indian Financial System Code (IFSC)
IT	10!n	Italian Domestic Identification Code
NZ	6!n	New Zealand National Clearing Code
PL	8!n	Polish National Clearing Code (KNR)
PT	8!n	Portuguese National Clearing Code
RT		Pay by Real Time Gross Settlement
RU	9!n	Russian Central Bank Identification Code
SC	6!n	UK Domestic Sort Code
SW	3..5n	Swiss Clearing Code (BC code)



SW	6!n	Swiss Clearing Code (SIC code)
ZA	6!n	South African National Clearing Code

**Network Validated Rules**

Identifier Code must be a registered financial institution BIC (Error code(s): T27, T28, T29, T45).

Identifier Code must be a financial institution BIC. This error code applies to all types of BICs referenced in a FIN message including connected BICs, non-connected BICs, Masters, Synonyms, Live destinations and Test & Training destinations (Error code(s): C05).

**Usage Rules**

When field 57a is not present, it means that the Receiver is also the account with institution.

When one of the codes //FW (with or without the 9-digit number), //AU, //CP, //IN or //RT is used, it should appear only once and in the first of the fields 56a and 57a of the payment instruction.

When it is necessary that an incoming SWIFT payment be made to the party in this field via Fedwire, US banks require that the code //FW appears in the optional Party Identifier of field 56a or 57a.

When it is necessary that an incoming SWIFT payment be made to the intermediary or the account with institution via real-time gross settlement (RTGS), the code //RT should appear in the optional Party Identifier of field 56a or 57a.

The code //RT is binding for the Receiver. If it is used with option A, it must not be followed by any other information. If it is used with option C or D, it may be followed by another domestic clearing code.

Option A is the preferred option.

Option C must be used containing a 2!a clearing system code preceded by a double slash '//'.

Option D must only be used in exceptional circumstances: when the party cannot be identified by a financial institution BIC, when there is a need to be able to specify a name and address, for example, due to regulatory considerations or when there is a bilateral agreement between the Sender and the Receiver permitting its use.

When qualified by a clearing system code or an account number, the use of option D may enable the automated processing of the instruction(s) by the Receiver.

**Example**

: 57A:ABNANL2A

**MT 103 REMIT- 17. Field 59a: Beneficiary Customer****Format**

No letter option	[ /34x] 4*35x	(Account) (Name and Address)
Option A	[ /34x] 4!a2!a2!c[3!c]	(Account) (Identifier Code)
Option F	[ /34x] 4*(1!n/33x)	(Account) (Number/Name and Address)

**Presence**

Mandatory (referenced in rules C12 and C13)

**Definition**

This field specifies the customer which will be paid.

**Codes**

In option F, Number/Name and Address must contain one of the following codes (Error code(s): T56):

1	Name of Beneficiary Customer	The number followed by a slash, '/' must be followed by the name of the beneficiary customer.
2	Address Line	The number followed by a slash, '/' must be followed by an address line (Address Line can be used to provide for example, street name and number, building name or post office box number).
3	Country and Town	<p>The first occurrence of number 3 must be followed by a slash, '/', the ISO country code and, optionally, additional details that are preceded by a slash '/'.</p> <p>Other occurrences of number 3 must be followed by a slash '/' and the continuation of additional details.</p> <p>Additional details can contain town, which can be complemented by postal code (for example zip) and country subdivision (for example state, province, or county). The country code and town should, preferably, indicate the country and town of residence, as provided by the ordering customer.</p>

**Codes**

Account may contain one of the following codes, preceded by a double slash '//':

CH	6!n	CHIPS Universal Identifier
----	-----	----------------------------

**Network Validated Rules**

Identifier Code must be a registered BIC (Error code(s): T27, T28, T29, T45).

In option F, for subfields (Number)(Name and Address):

- The first line must start with number 1 (Error code(s): T56).
- Numbers must appear in numerical order (Error code(s): T56).
- A line starting with number 3 must be present (Error code(s): T56).
- Numbers 1, 2, and 3 may be repeated. The same number must not occur more than 2 times (Error code(s): T56).
- The first occurrence of number 3 must be followed by a valid ISO country code (Error code(s): T73).

**Usage Rules**

At least the name or the BIC of the beneficiary customer is mandatory.

If a non-financial institution BIC is specified, it must be meaningful for the financial institution that services the account for the beneficiary customer.

If the account number of the beneficiary customer is known, it must be stated in Account.

In option F:

- line numbers may be repeated
- if number 2 is present, the first occurrence of number 3 must include the town in the additional details

When Chinese characters are necessary and when use is bilaterally agreed, the Chinese Commercial Code e-table and guidelines must be followed as published in [www.swift.com](http://www.swift.com) > Standards > Document centre > Market Practice > Chinese Commercial Code eTable Information.

### Example

No letter option

```
:59:/BE62510007547061
JOHANN WILLEMS
RUE JOSEPH II, 19
1040 BRUSSELS
```

Option F - Example 1

```
:59F:/BE30001216371411
1/MARK PHILIPS
2/HOOGSTRAAT 6, APT 6C
3/BE/BRUSSELS
```

Option F - Example 2

```
:59F:/12345678
1/DEPT OF PROMOTION OF SPICY FISH
1/CENTER FOR INTERNATIONALISATION
3/CN
```

Option F - Example 3

```
:59F:1/JOHN SIMONS
2/3658 WITMER ROAD
3/US/POUGHKEEPSIE, NEW YORK 12602
3/DUTCHESS
```

## MT 103 REMIT- 18. Field 71A: Details of Charges

### Format

Option A                      3!a                      (Code)

### Presence

Mandatory (referenced in rule C14)

### Definition

This field specifies which party will bear the charges for the transaction.

### Codes

One of the following codes must be used (Error code(s): T08):

BEN	Beneficiary	All transaction charges are to be borne by the beneficiary customer.
OUR	Our customer charged	All transaction charges are to be borne by the ordering customer.

SHA	Shared charges	All transaction charges other than the charges of the financial institution servicing the ordering customer account are borne by the beneficiary customer.
-----	----------------	--

**Example**

:71A:BEN

## MT 103 REMIT- 19. Field 71F: Sender's Charges

**Format**

Option F                      3!a15d                      (Currency) (Amount)

**Presence**

Conditional (see rule C14, also referenced in rule C15)

**Definition**

This repetitive field specifies the currency and amount of the transaction charges deducted by the Sender and by previous banks in the transaction chain.

**Network Validated Rules**

Currency must be a valid ISO 4217 currency code (Error code(s): T52).

The integer part of Amount must contain at least one digit. A decimal comma is mandatory and is included in the maximum length. The number of digits following the comma must not exceed the maximum number allowed for the specified currency (Error code(s): C03, T40, T43).

**Usage Rules**

These fields are conveyed for transparency reasons.

The net amount after deduction of the Sender's charges will be quoted as the inter-bank settled amount in field 32A.

This field may be repeated to specify to the Receiver the currency and amount of charges taken by preceding banks in the transaction chain. Charges should be indicated in the order in which they have been deducted from the transaction amount, that is, the first occurrence of this field specifies the charges of the first bank in the transaction chain that deducted charges; the last occurrence always gives the Sender's charges.

**Example**

:71F:EUR8,00

## MT 103 REMIT- 20. Field 71G: Receiver's Charges

**Format**

Option G                      3!a15d                      (Currency) (Amount)

**Presence**

Conditional (see rule C14, also referenced in rules C15 and C18)

## Definition

This field specifies the currency and amount of the transaction charges due to the Receiver.

## Network Validated Rules

Currency must be a valid ISO 4217 currency code (Error code(s): T52).

The integer part of Amount must contain at least one digit. A decimal comma is mandatory and is included in the maximum length. The number of digits following the comma must not exceed the maximum number allowed for the specified currency (Error code(s): C03, T40, T43).

Amount must not equal zero (Error code(s): D57).

## Usage Rules

This field is conveyed for accounting reasons, that is, to facilitate bookkeeping.

Where field 71A indicates OUR payments, this field identifies the charges due, which have been prepaid and included in the interbank settlement amount.

## Example

:71G:EUR5,50

# MT 103 REMIT- 21. Field 72: Sender to Receiver Information

## Format

6\*35x (Narrative Structured Format)

The following line formats must be used:

Line 1	/8c/[additional information]	(Code) (Narrative)
Lines 2-6	[/continuation of additional information] or [/8c/[additional information]]	(Narrative) or (Code) (Narrative)

## Presence

Optional

## Definition

This field specifies additional information for the Receiver or other party specified.

## Codes

Unless bilaterally agreed otherwise between the Sender and the Receiver, one of the following codes must be used in Code, placed between slashes ('/').

ACC	Account with institution	Instructions following are for the account with institution.
INS	Instructing institution	The instructing institution which instructed the Sender or previous institution in the transaction chain, to execute the transaction.

INT

Intermediary institution

Instructions following are for the intermediary institution.

Network Validated Rules

If the first six characters in line 1 contain the character string /REJT/ or /RETN/, then it is mandatory to follow the *Payments Reject/Return Guidelines* described in the [Standards MT Usage Guidelines](#)(Error code(s): T80).

Usage Rules

- Field 72 must never be used for information for which another field is intended.
- Each item for which a code exists must start with that code and may be completed with additional information.
- Each code used must be between slashes and appear at the beginning of a line. It may be followed by additional narrative text.
- Narrative text relating to a preceding code, which is continued on the next line(s), must start with a double slash '//', and, if used, must begin on a new line. Narrative text should preferably be the last information in this field.
- Use of field 72, particularly with uncoded instructions, may cause delay, because, in automated systems, the presence of this field will normally require manual intervention.
- It is strongly recommended to use the standard codes proposed above. In any case, where bilateral agreements covering the use of codes in this field are in effect, the code must conform to the structured format of this field.
- The code INS may be repeated to specify all previously involved financial institutions in the transaction chain.
- Instructing institutions should be indicated in the order in which they were involved in the transaction chain, that is, the first occurrence specifies the financial institution that received the instruction from the ordering institution and passed it on to the next institution in the transaction chain; the last occurrence always indicates the institution that instructed the sender of this message to execute the transaction.
- If codes INS or ACC are present in field 72 of a received message, then these codes and the related details must be passed, unchanged, in field 72 of the subsequent message in the payment chain. Additional codes and details may be added to field 72 of the subsequent message but the original INS and ACC and related details must not be altered or removed.

Example

: 72 : /INS/ABNANL2A

MT 103 REMIT- 22. Field 77B: Regulatory Reporting

Format

Option B

3\*35x

(Narrative)

In addition to narrative text, the following line formats may be used:

Line 1

/8a/2!a[/additional information]

(Code) (Country Code)  
(Narrative)

## Optional

This field specifies the codes for the statutory and/or regulatory information required by the authorities in the country of Receiver or Sender.

Where the residence of either the ordering customer or the beneficiary customer is to be identified, one of the following codes may be used in Code, placed between slashes ('/'):

**BENEFRES** Residence of the beneficiary customer.

ORDERRES	Residence of the ordering customer.
----------	-------------------------------------

Country Code consists of the ISO country code of the country of residence of the ordering customer or beneficiary customer.

The information specified must not have been explicitly conveyed in another field.

## :77B:/ORDERRES/BE//MEILAN 1, 9000 GENT

Option T 9000z

## Mandatory

This field can contain extended remittance information in different formats. The content of the field is subject to bilateral agreements between the ordering customer and the Beneficiary.

One of the following codes may be used, placed between slashes ('/').

ANSI                      ANSI                      The content of the field is in the ANSI/X12 format.

IXML	XML content	The content of this field is in the ISO 20022 XML message format.
------	-------------	---

NARR	Narrative	The content of the field is narrative text.
------	-----------	---

SWIF	SWIFT format	The content of the field matches the structure proposed in field 70 of this message, that is, multiple references can be used, if separated with a double slash, '//'. Codes must not be repeated between two references of the same kind.
UED1	UN-EDIFACT	The content of the field is in the UN-EDIFACT format. The information will start with the UNH-segment, which contains all necessary information to process the rest of the field.

## Usage Rules

This field may contain any character defined in the 'z' character set. The 'z' character set contains the characters of both the 'x' and 'y' character set extended with the characters {, @, \_ and #:

a b c d e f g h i j k l m n o p q r s t u v w x y z

A B C D E F G H I J K L M N O P Q R S T U V W X Y Z

0 1 2 3 4 5 6 7 8 9

., - ( ) / = ' + : ? ! " % & \* < > ;

{ @ \_ #

Cr Lf Space

It is highly recommended to take great care when using the character string 'CrLf', since these characters are used by the network to indicate an end of field or subfield.

The characters in the table below are not part of the z-character set on the SWIFT FIN network. Therefore, SWIFT recommends the use of the hexadecimal EBCDIC code for each character, preceded by two question marks (??) as an escape sequence. Use of this coding method must be bilaterally agreed.

Character	Name	Coding
	Vertical Bar	??5A
\$	Dollar	??5B
\	Reverse solidus (backslash)	??E0
~	Tilde	??A1
^	Circumflex	??5F
`	Grave accent	??79
[	Left square bracket	??AD
]	Right square bracket	??BD
}	Right curly bracket	??D0

## Example

```
:77T:/UED1/UNH+123A5+FINPAY:D:98A:UN'DOC+ . . .
```



## MT 103 REMIT Examples

### MT 103 REMIT Example for the Extended Remittance Information MUG

In the following example Sender and Receiver are subscribed to the MT 103 Extended Remittance Information Message User Group.

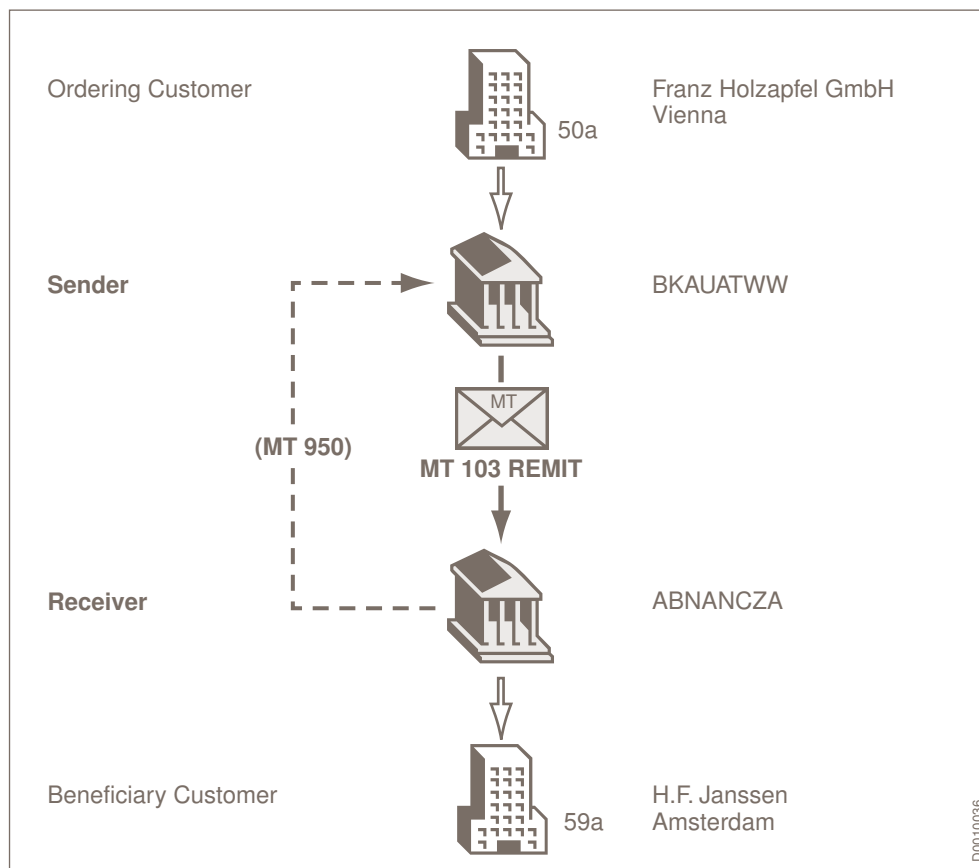
#### Example 1: Single Customer Credit Transfer

##### Narrative

Franz Holzapfel G.m.b.H. orders Bank Austria, Vienna, to pay euro 1,958.47 to ABN Amro Bank, Amsterdam, for the account of H.F. Janssen, 50 26 64 959. Franz Holzapfel G.m.b.H. does this by using an EDIFACT payment order with remittance advice information. He agreed with H.F. Janssen on the format of this information. Bank Austria, Vienna, and ABN Amro Bank, Amsterdam, agreed on the way they exchange EDIFACT Remittance Information.

BKAUATWW subscribed to the MT 103 Extended Remittance Information Message User Group, as did its Dutch correspondent ABNANL2A.

##### Information Flow



**SWIFT Message, MT 103 REMIT**

Explanation	Format
Sender	BKAUATWW
Message Type	103
Receiver	ABNANL2A
Validation Flag	119:REMIT
Unique End-to-end Transaction Reference	121:7be72ac7-c4ad-4cd4-8ca9-55362d41ffb3
Message text	
Sender's Reference	:20:494931/DEV
Bank Operation Code	:23B:CRED
Value Date, Currency, Interbank Settled Amount	:32A:090828EUR1958,47
Currency, Instructed Amount	:33B:EUR1958,47
Ordering Customer	:50F:/942267890 1/Franz Holzappel GmbH 2/Gelbstrasse, 13 3/AT/VIENNA
Beneficiary Customer	:59F:/502664959 1/H.F. JANSSEN 2/LEDEBOERSTRAAT 27 3/NL/AMSTERDAM
Details of Charges	:71A:SHA
Envelope Contents	:77T:/UED1/UNH+123A5+FINPAY:D:98A:UN'DOC + ...
End of message text/trailer	

**Note** *No reimbursement party has been indicated in the above message. The direct account relationship, in the currency of the transfer, between the Sender and Receiver will be used.*

# MT 103 STP Single Customer Credit Transfer

The MT 103 STP is a general use message, that is, no registration in a Message User Group is necessary to send and receive this message. It allows the exchange of single customer credit transfers using a restricted set of fields and format options of the core MT 103 to make it straight through processable. The MT 103 STP is a compatible subset of the core MT 103 that is documented separately.

The differences with the core MT 103 are:

- appropriate MT 103 STP format validation is triggered by the code STP in the validation flag field 119 ({3:{119: STP}}) of the user header of the message (block 3)
- fields 52, 54, 55, 56 and 57 may only be used with letter option A
- field 53 may only be used with letter options A and B
- field 51A is not used in MT 103 STP. This message may only be used on the FIN SWIFT network since it requires special validation
- field 23E may only contain codes CORT, INTC, SDVA and REPA
- if field 53a is used with option B, Party Identifier must be used
- subfield 1 (Account) of field 59a is always mandatory
- field 72, code INS must be followed by a valid financial institution BIC
- field 72, codes REJT/RETN must not be used
- field 72 must not include ERI information.

**Important** User header block (block 3) must be present and must contain field 119 Validation Flag, with code STP, and field 121 Unique End-to-end Transaction Reference (UETR). In cases where the sender is acting as intermediary and a UETR was present in the received message, the UETR must be passed, unchanged, to the next message in the transaction chain. In all other cases, a new UETR must be used. Details of the format of the user header block and field 121, and also the required order of fields in the user header block, can be found in the [FIN Operations Guide](#).

## MT 103 STP Scope

This message type is sent by, or on behalf of, the financial institution of the ordering customer, directly or through (a) correspondent(s), to the financial institution of the beneficiary customer.

It is used to convey a funds transfer instruction in which the ordering customer or the beneficiary customer, or both, are non-financial institutions from the perspective of the Sender.

This message may only be used for clean payment instructions. It must not be used to advise the remitting bank of a payment for a clean, for example, cheque, collection, nor to provide the cover for a transaction whose completion was advised separately, for example, via an MT 400.

## MT 103 STP Format Specifications

### MT 103 STP Single Customer Credit Transfer

Status	Tag	Field Name	Content/Options	No.
M	20	Sender's Reference	16x	<a href="#">1</a>

Status	Tag	Field Name	Content/Options	No.
----->				
O	13C	Time Indication	/8c/4!n1!x4!n	<a href="#">2</a>
-----				
M	23B	Bank Operation Code	4!c	<a href="#">3</a>
----->				
O	23E	Instruction Code	4!c[/30x]	<a href="#">4</a>
-----				
O	26T	Transaction Type Code	3!c	<a href="#">5</a>
M	32A	Value Date/Currency/Interbank Settled Amount	6!n3!a15d	<a href="#">6</a>
O	33B	Currency/Instructed Amount	3!a15d	<a href="#">7</a>
O	36	Exchange Rate	12d	<a href="#">8</a>
M	50a	Ordering Customer	A, F, or K	<a href="#">9</a>
O	52A	Ordering Institution	[/1!a]/[34x]<crLf>4!a2!a2!c[3!c]	<a href="#">10</a>
O	53a	Sender's Correspondent	A or B	<a href="#">11</a>
O	54A	Receiver's Correspondent	[/1!a]/[34x]<crLf>4!a2!a2!c[3!c]	<a href="#">12</a>
O	55A	Third Reimbursement Institution	[/1!a]/[34x]<crLf>4!a2!a2!c[3!c]	<a href="#">13</a>
O	56A	Intermediary Institution	[/1!a]/[34x]<crLf>4!a2!a2!c[3!c]	<a href="#">14</a>
O	57A	Account With Institution	[/1!a]/[34x]<crLf>4!a2!a2!c[3!c]	<a href="#">15</a>
M	59a	Beneficiary Customer	No letter option, A, or F	<a href="#">16</a>
O	70	Remittance Information	4*35x	<a href="#">17</a>
M	71A	Details of Charges	3!a	<a href="#">18</a>
----->				
O	71F	Sender's Charges	3!a15d	<a href="#">19</a>
-----				
O	71G	Receiver's Charges	3!a15d	<a href="#">20</a>
O	72	Sender to Receiver Information	6*35x	<a href="#">21</a>
O	77B	Regulatory Reporting	3*35x	<a href="#">22</a>

Status	Tag	Field Name	Content/Options	No.
M = Mandatory, O = Optional - Network Validated Rules may apply				

## MT 103 STP Network Validated Rules

- C1** If field 33B is present and the currency code is different from the currency code in field 32A, field 36 must be present, otherwise field 36 is not allowed (Error code(s): D75).

If field 33B is ...	And currency code in field 33B is ...	Then field 36 is ...
Present	Not equal to currency code in field 32A	Mandatory
	Equal to currency code in field 32A	Not allowed
Not present	Not applicable	Not allowed

- C2** If the country codes of the Sender's and the Receiver's BICs are within the following list: AD, AT, BE, BG, BV, CH, CY, CZ, DE, DK, EE, ES, FI, FR, GB, GF, GI, GP, GR, HU, IE, IS, IT, LI, LT, LU, LV, MC, MQ, MT, NL, NO, PL, PM, PT, RE, RO, SE, SI, SJ, SK, SM, TF and VA, then field 33B is mandatory, otherwise field 33B is optional (Error code(s): D49).

If country code of Sender's BIC equals one of the listed country codes	And country code of Receiver's BIC equals one of the listed country codes	Then field 33B is ...
Yes	Yes	Mandatory
Yes	No	Optional
No	Yes	Optional
No	No	Optional

**Note** See also Network Validated Rule C8 (Error code(s): D51).

- C3** If field 23B contains the code SPRI, field 23E may contain only the codes SDVA or INTC (Error code(s): E01).

If field 23B contains one of the codes SSTD or SPAY, field 23E must not be used (Error code(s): E02).

If field 23B is ...	Then field 23E is ...
SPRI	Optional. It may contain only SDVA or INTC
SSTD	Not allowed

If field 23B is ...	Then field 23E is ...
SPAY	Not allowed
Not equal to SPRI, SSTD and SPAY	Optional

**C4** If field 55A is present, both fields 53A and 54A must also be present (Error code(s): E06).

If field 55A is ...	Then field 53A is ...	And field 54A is ...
Present	Mandatory	Mandatory
Not present	Optional	Optional

**C5** If field 56A is present, field 57A must also be present (Error code(s): C81).

If field 56A is ...	Then field 57A is ...
Present	Mandatory
Not present	Optional

**C6** If field 23B contains the code SPRI, field 56A must not be present (Error code(s): E16).

If field 23B is ...	Then field 56A is ...
SPRI	Not allowed
SSTD or SPAY	Optional

**C7** If field 71A contains OUR, then field 71F is not allowed and field 71G is optional (Error code(s): E13).

If field 71A is ...	Then field 71F is ...	And field 71G is ...
OUR	Not allowed	Optional

If field 71A contains SHA, then field(s) 71F is(are) optional and field 71G is not allowed (Error code(s): D50).

If field 71A is ...	Then field 71F is ...	And field 71G is ...
SHA	Optional	Not allowed

If field 71A contains BEN, then at least one occurrence of field 71F is mandatory and field 71G is not allowed (Error code(s): E15).

If field 71A is ...	Then field 71F is ...	And field 71G is ...
BEN	Mandatory (at least one occurrence)	Not allowed

- C8** If either field 71F (at least one occurrence) or field 71G is present, then field 33B is mandatory, otherwise field 33B is optional (Error code(s): D51).

Note 1: The presence of both fields 71F and 71G is also regulated by the Network Validated Rule C7 (Error code(s): E13, D50, E15).

Note 2: The presence of field 33B is also regulated by the Network Validated Rule C2 (Error code(s): D49).

- C9** The currency code in the fields 71G and 32A must be the same (Error code(s): C02).

- C10** If the country codes of the Sender's and the Receiver's BICs are within the following list: AD, AT, BE, BG, BV, CH, CY, CZ, DE, DK, EE, ES, FI, FR, GB, GF, GI, GP, GR, HR, HU, IE, IL, IS, IT, LI, LT, LU, LV, MC, MQ, MT, NL, NO, PL, PM, PT, RE, RO, SE, SI, SJ, SK, SM, TF and VA, then the following apply:

- If field 57A is not present, the IBAN (ISO 13616) is mandatory in subfield Account of field 59a (Error code(s): D19).
- If field 57A is present and the country code of the financial institution BIC in 57A is within the above list of country codes, the IBAN (ISO 13616) is mandatory in subfield Account of field 59a (Error code(s): D19).

In all other cases, the presence of the IBAN (ISO 13616) is optional and its format is not validated in subfield Account of field 59a.

All ISO 13616-compliant, country-specific IBAN formats can be found in the IBAN Registry document on [www.swift.com](http://www.swift.com) > Standards > Document Centre.

If country code of Sender's BIC equals one of the listed country codes	And country code of Receiver's BIC equals one of the listed country codes	And field 57A is present	And country code of field 57A equals one of the listed country codes	Then an IBAN in subfield Account of field 59a is ...
Yes	Yes	No	Not applicable	Mandatory
Yes	No	No	Not applicable	Optional
No	Yes	No	Not applicable	Optional
No	No	No	Not applicable	Optional
Yes	Yes	Yes	Yes	Mandatory
Yes	No	Yes	Yes	Optional
No	Yes	Yes	Yes	Optional
No	No	Yes	Yes	Optional

If country code of Sender's BIC equals one of the listed country codes	And country code of Receiver's BIC equals one of the listed country codes	And field 57A is present	And country code of field 57A equals one of the listed country codes	Then an IBAN in subfield Account of field 59a is ...
Yes	Yes	Yes	No	Optional
Yes	No	Yes	No	Optional
No	Yes	Yes	No	Optional
No	No	Yes	No	Optional

## MT 103 STP Usage Rules

When the cover method is used for a customer credit transfer, the originating bank must:

- copy the content of field 20 of the MT 103 STP unchanged into field 21 of the related MT 202 COV;
- copy the content of field 121, in the user header block, of the MT 103 STP unchanged into field 121, in the user header block, of the related MT 202 COV.
- When the receiver of an MT 103 STP either credits the account of the beneficiary customer or rejects the payment, a confirmation to Tracker (TRCKCHZZ) is mandatory. Business rules and technical specifications of the confirmation are available on the Knowledge Centre > Products A-Z > Universal Confirmations > [Universal Confirmations Rulebook](#).

## Usage Rules for Amount Related Fields

There is a relationship between the amount related fields 33B, 36, 71G, 71F and 32A which may be logically expressed in the following formula:

- The instructed amount in field 33B, adjusted with the exchange rate in field 36, plus the Receiver's charges in field 71G, minus the Sender's charges in field(s) 71F, equals the interbank settled amount in field 32A.

Presence of the fields mentioned above is subject to the conditional field rules C1, C2, C7 and C8. If a field is not present, that field must not be taken into account in the formula. If field 71F is present more than once, all occurrences of that field must be taken into account in the formula.

## Examples: Transaction A

- Pay the equivalent of EUR 1000,00 in GBP to a beneficiary in the United Kingdom
- Exchange rate is 1 EUR for 0,61999 GBP
- Transaction charges on the Sender's side are EUR 5,00 (=GBP 3,1)
- Transaction charges on the Receiver's side are GBP 4 (=EUR 6,45)

### Example A1: Charging option is OUR

1. Amount debited from the ordering customer's account:



Instructed Amount	EUR	1000,00
+ Sender's charges	EUR	5,00
+ Receiver's charges	EUR	6,45
= Debit Amount	EUR	1011,45

## 2. MT 103 STP extract:

Field Tag	Content	
33B	EUR	1000,00
71A		OUR
71G	GBP	4,00
36		0,61999
32A	GBP	623,99

## 3. The subsequent MT 950 shows one debit entry for GBP 623,99, that is, field 32A.

## 4. Amount credited to the beneficiary:

Interbank settlement amount	GBP	623,99
- Receiver's charges	GBP	4,00
= Credit amount	GBP	619,99

**Example A2: Charging option is SHA**

## 1. Amount debited from the ordering customer's account:

Instructed amount	EUR	1000,00
+ Sender's charges	EUR	5,00
= Debit amount	EUR	1005,00

## 2. MT 103 STP extract:

Field Tag	Content	
33B	EUR	1000,00
71A		SHA
36		0,61999

Field Tag	Content	
32A	GBP	619,99

- The subsequent MT 950 shows one debit entry for GBP 619,99, that is, field 32A.
- Amount credited to the beneficiary:

Interbank settlement amount	GBP	619,99
- Receiver's charges	GBP	4,00
= Credit amount	GBP	615,99

### Example A3: Charging option is BEN

- Amount debited from the ordering customer's account:

Instructed amount = Debit amount	EUR	1000,00
----------------------------------	-----	---------

- MT 103 STP extract:

Field Tag	Content	
33B	EUR	1000,00
71A		BEN
71F	GBP	3,1
36		0,61999
32A	GBP	616,89

- The subsequent MT 950 shows one debit entry for GBP 616,89, that is, field 32A.
- Amount credited to the beneficiary:

Equivalent of Instructed amount	GBP	619,99
- Sender's charges	GBP	3,1
- Receiver's charges	GBP	4,00
= Credit amount	GBP	612,89

**Note**      *The beneficiary is also advised of the Sender's charges of GBP 3,1.*

### Examples: Transaction B

- Pay GBP 1000,00 to a beneficiary in the United Kingdom
- Exchange rate is 1 EUR for 0,61999 GBP

- Transaction charges on the Sender's side are EUR 5,00 (=GBP 3,1)
- Transaction charges on the Receiver's side are GBP 4,00 (=EUR 6,45)
- The ordering customer has an account in euro
- Sender and Receiver's BIC are within the EU-country list

**Example B1: Charging option is OUR**

1. Amount debited from the ordering customer's account:

Debit on EUR-account		
Equivalent of Instructed amount	EUR	1612,93
+ Sender's charges	EUR	5,00
+ Receiver's charges	EUR	6,45
= Debit amount	EUR	1624,38

2. MT 103 STP extract

Field Tag	Content	
33B	GBP	1000
71A		OUR
71G	GBP	4,00
32A	GBP	1004,

**Note** Field 36 does not have to be used since currency in fields 32A and 33B is the same.

3. The subsequent MT 950 shows one debit entry for GBP 1004, that is, field 32A.
4. Amount credited to the beneficiary:

Instructed amount = Credit amount	GBP	1000,00
-----------------------------------	-----	---------

**Example B2: Charging option is SHA**

1. Amount debited from the ordering customer's account:

Debit on EUR-account		
Equivalent of Instructed amount	EUR	1612,93
+ Sender's charges	EUR	5,00
= Debit amount	EUR	1617,93

2. MT 103 STP extract:

Field Tag	Content	
71A		SHA
32A	GBP	1000,

- The subsequent MT 950 shows one debit entry for GBP 1000, that is, field 32A.
- Amount credited to the beneficiary:

Amount in 32A	GBP	1000,00
- Receiver's charges	GBP	4,00
= Credit amount	GBP	996,00

**Note** *Field 36 does not have to be used since currency in fields 32A and 33B is the same.*

### Example B3: Charging option is BEN

- Amount debited from the ordering customer's account:

Debit on EUR-account

Equivalent of Instructed amount =	EUR	1612,93
Debit amount		

- MT 103 STP extract:

Field Tag	Content	
33B	GBP	1000,00
71A		BEN
71F	GBP	3,10
32A	GBP	996,90

- The subsequent MT 950 shows one debit entry for GBP 996,9 that is, field 32A.
- Amount credited to the beneficiary:

Instructed amount	GBP	1000,00
- Sender's charges	GBP	3,10
- Receiver's charges	GBP	4,00
= Credit amount	GBP	992,90

**Note** *The beneficiary is also advised of the Sender's charges of GBP 3,1.*

## MT 103 STP Market Practice Rules

As indicated in the MT 103 STP Guidelines, when an MT 103 STP is sent using the cover method, an MT 202 COV message must be sent to cover the transfer. A credit to a beneficiary's account that is based on the receipt of an MT 103, without receipt of the related cover payment, is a policy decision. Institutions have deployed processes that are approved by their internal risk committees; the risk lies clearly with the beneficiary institution. Guidelines for the processing of an MT 103 STP sent with the cover method have been published by the Payments Market Practice Group (PMPG).

For more details, see the market practice document *Guidelines for use of the MT 202 COV* on [www.pmpg.info](http://www.pmpg.info).

## MT 103 STP Guidelines

- If the Sender and the Receiver wish to use their direct account relationship in the currency of the transfer, then the MT 103 STP message will contain the cover for the customer transfer as well as the payment details.
- If the Sender and the Receiver have no direct account relationship in the currency of the transfer or do not wish to use their account relationship, then third banks will be involved to cover the transaction. The MT 103 STP contains only the payment details and the Sender must cover the customer transfer by sending an MT 202 COV General Financial Institution Transfer to a third bank. This payment method is called 'cover'.
- Where more than two financial institutions are involved in the payment chain, and if the MT 103 STP is sent from one financial institution to the next financial institution in this chain, then the payment method is called 'serial'.
- In order to allow better reconciliation by the beneficiary customer, the MT 103 STP supports full charges transparency and structured remittance information.
- In order to allow better reconciliation by the Receiver, the MT 103 STP gives an unambiguous indication of the interbank amount booked by the Sender/to be booked by the Receiver.
- The MT 103 STP gives the Sender the ability to identify in the message the level of service requested, that is, what service is expected from the Receiver for a particular payment, for example, SWIFTPay, Standard or Priority or any other bilaterally agreed service.
- The message also allows for the inclusion of regulatory information in countries where regulatory reporting is requested.

## MT 103 STP Field Specifications

### MT 103 STP- 1. Field 20: Sender's Reference

#### Format

16x

#### Presence

Mandatory

#### Definition

This field specifies the reference assigned by the Sender to unambiguously identify the message.

**Network Validated Rules**

This field must not start or end with a slash '/' and must not contain two consecutive slashes '/' (Error code(s): T26).

**Usage Rules**

- This reference must be quoted in any related confirmation or statement, for example, MT 900, 910 and/or 950.
- When the cover method is used for a customer credit transfer, this reference must be quoted unchanged in field 21 of the related MT 202 COV.

**Example**

:20:Ref254

**MT 103 STP- 2. Field 13C: Time Indication****Format**

Option C	/8c/4!n1!x4!n	(Code) (Time indication) (Sign) (Time offset)
----------	---------------	---

**Presence**

Optional

**Definition**

This repetitive field specifies one or several time indication(s) related to the processing of the payment instruction.

**Codes**

One of the following codes may be used in Code, placed between slashes ('/')

CLSTIME	CLS Time	The time by which the funding payment must be credited, with confirmation, to the CLS Bank's account at the central bank, expressed in Central European Time (CET).
RNCTIME	Receive Time	The time at which a TARGET2 payment was credited at the receiving central bank, expressed in Central European Time (CET).
SNDDTIME	Send Time	The time at which a TARGET2 payment was debited at the sending central bank, expressed in Central European Time (CET).

**Codes**

One of the following codes must be used in Sign (Error code(s): T15):

+	Plus	The + sign.
-	Minus	The - sign.

## Network Validated Rules

Time indication must be a valid time expressed as HHMM (Error code(s): T38).

Time offset is expressed as 'HHMM', where the hour component, that is, 'HH', must be in the range of 00 through 13, and the minute component, that is, 'MM' must be in the range of 00 through 59. Any 'HH' or 'MM' component outside of these range checks will be disallowed (Error code(s): T16).

## Usage Rules

The time zone in which Time is expressed is to be identified by means of the offset against the UTC (Coordinated Universal Time - ISO 8601).

## Example

Assume a financial institution in London is sending a payment instruction on 5 January related to CLS in which it indicates that money has to be funded to CLS bank by 09.15 CET.

Time indication field will be completed as follows: :13C:/CLSTIME/0915+0100

Explanation:

- 0915 is the time by which the money has to be funded to CLS bank. It has been agreed that CLSTIME is to be indicated in CET (see codes above).
- +0100 is the offset of CET against UTC in January (that is during winter time).

If the same instruction had been sent on 10 June (that is during summer time), time indication field would have been completed as follows: :13C:/CLSTIME/0915+0200

Offsets of local time zones against UTC are published in the BIC Directory download file (TZ\*\*\*.txt file), which is available on [www.swiftrefdata.com](http://www.swiftrefdata.com).

# MT 103 STP- 3. Field 23B: Bank Operation Code

## Format

Option B                      4!c                      (Type)

## Presence

Mandatory (referenced in rules C3 and C6)

## Definition

This field identifies the type of operation.

## Codes

One of the following codes must be used (Error code(s): T36):

CRED	Normal credit transfer	This message contains a credit transfer where there is no SWIFT Service Level involved.
CRTS	Test message	This message contains a credit transfer for test purposes.
SPAY	SWIFTPay	This message contains a credit transfer to be processed according to the SWIFTPay Service Level.

SPRI	Priority	This message contains a credit transfer to be processed according to the Priority Service Level.
SSTD	Standard	This message contains a credit transfer to be processed according to the Standard Service Level.

### Usage Rules

The code CRTS should not be used on the FIN network.

### Example

:23B:SPAY

## MT 103 STP- 4. Field 23E: Instruction Code

### Format

Option E	4!c[/30x]	(Instruction Code) (Additional Information)
----------	-----------	---

### Presence

Conditional (see rule C3)

### Definition

This field specifies an instruction.

### Codes

Instruction Code must contain one of the following codes (Error code(s): T48):

CORT	Corporate Trade	Payment is made in settlement of a trade, for example, foreign exchange deal, securities transaction.
INTC	Intra-Company Payment	A payment between two companies belonging to the same group.
REPA	Related Payment	Payment has a related e-Payments reference.
SDVA	Same Day Value	Payment must be executed with same day value to the beneficiary.

### Network Validated Rules

Additional Information is only allowed when Instruction Code consists of the following code: REPA (Error code(s): D97).

If this field is repeated, the codes must appear in the following order (Error code(s): D98):

SDVA  
INTC  
REPA



CORT

When this field is used more than once, the following combinations are not allowed (Error code(s): D67).

REPA with CORT

If this field is repeated, the same code must not be present more than once (Error code(s): E46).

### Usage Rules

This field may be repeated to give several coded instructions to one or more parties.

Code REPA indicates that the payment is the result of an initiation performed via an e-payments product between the customers. This code is intended for the beneficiary's bank who should act according to the specifications of the e-payments product.

### Example

:23E:SDVA

## MT 103 STP- 5. Field 26T: Transaction Type Code

### Format

Option T                      3!c                      (Type)

### Presence

Optional

### Definition

This field identifies the nature of, purpose of, and/or reason for the individual transaction, for example, salaries, pensions, dividends.

### Usage Rules

The information given is intended both for regulatory and statutory requirements and/or to provide information to the beneficiary customer on the nature of the transaction.

Codes from the EUROSTAT list "Code List for Balance of Payments Collection Systems" may be used in this field.

In case the Receiver of the message is not legally obliged to forward the information to a regulatory body, he is allowed to ignore the content of this field.

### Example

:26T:K90

## MT 103 STP- 6. Field 32A: Value Date/Currency/Interbank Settled Amount

### Format

Option A                      6!n3!a15d                      (Date) (Currency) (Amount)

**Presence**

Mandatory (referenced in rule C9)

**Definition**

This field specifies the value date, the currency and the settlement amount. The settlement amount is the amount to be booked/reconciled at interbank level.

**Network Validated Rules**

Date must be a valid date expressed as YYMMDD (Error code(s): T50).

Currency must be a valid ISO 4217 currency code (Error code(s): T52).

The integer part of Amount must contain at least one digit. A decimal comma is mandatory and is included in the maximum length. The number of digits following the comma must not exceed the maximum number allowed for the specified currency (Error code(s): C03, T40, T43).

The codes XAU, XAG, XPD and XPT are not allowed, as these are codes for commodities for which the category 6 commodities messages must be used (Error code(s): C08).

**Example**

:32A:981209USD1000,00

## MT 103 STP- 7. Field 33B: Currency/Instructed Amount

**Format**

Option B                      3!a15d                      (Currency) (Amount)

**Presence**

Conditional (see rules C2 and C8, also referenced in rule C1)

**Definition**

This field specifies the currency and amount of the instruction. This amount is provided for information purposes and has to be transported unchanged through the transaction chain.

**Network Validated Rules**

Currency must be a valid ISO 4217 currency code (Error code(s): T52).

The integer part of Amount must contain at least one digit. A decimal comma is mandatory and is included in the maximum length. The number of digits following the comma must not exceed the maximum number allowed for the specified currency (Error code(s): C03, T40, T43).

**Usage Rules**

If field 33B is present in the message received, it has to be forwarded unchanged to the next party.

This field must be present when a currency conversion or an exchange has been performed on the Sender's side.

If the transaction is within the scope of the EC Directive on cross border credit transfers, this amount is the original ordered amount as instructed by the ordering customer. Otherwise, it is the amount that the sending bank was instructed to pay.

As a consequence, if there are no Sender's or Receiver's charges and no currency conversion or exchange took place, field 32A equals 33B, if present.

Example

:33B:USD1000,00

MT 103 STP- 8. Field 36: Exchange Rate

Format

12d (Rate)

Presence

Conditional (see rule C1)

Definition

This field specifies the exchange rate used to convert the instructed amount specified in field 33B.

Network Validated Rules

The integer part of Rate must contain at least one digit. A decimal comma is mandatory and is included in the maximum length (Error code(s): T40, T43).

Usage Rules

This field must be present when a currency conversion or an exchange has been performed on the Sender's side.

Example

:36:0,9236

MT 103 STP- 9. Field 50a: Ordering Customer

Format

Option A	[/34x] 4!a2!a2!c[3!c]	(Account) (Identifier Code)
Option F	35x 4*(1!n/33x)	(Party Identifier) (Number/Name and Address)
Option K	[/34x] 4*35x	(Account) (Name and Address)

In option F, the following line formats must be used (Error code(s): T54):

Line 1 (subfield Party Identifier)	/34x	(Account)
Lines 2-5 (subfield Number/Name and Address)	1!n/33x	(Number) (Details)

Or

Line 1 (subfield Party Identifier)	4!a/2!a/27x	(Code) (Country Code) (Identifier)
Lines 2-5 (subfield Number/Name and Address)	1!n/33x	(Number) (Details)

**Presence**

Mandatory

**Definition**

This field specifies the customer ordering the transaction.

**Codes**

In option F, when Party Identifier is used with the (Code)(Country Code)(Identifier) format, one of the following codes must be used in Code (Error code(s): T55):

ARNU	Alien Registration Number	The code followed by a slash, '/' must be followed by the ISO country code, a slash, '/' and the Alien Registration Number.
CCPT	Passport Number	The code followed by a slash, '/' must be followed by the ISO country code, a slash, '/' and the Passport Number.
CUST	Customer Identification Number	The code followed by a slash, '/' must be followed by the ISO country code of the issuer of the number, a slash, '/', the issuer of the number, a slash, '/' and the Customer Identification Number.
DRLC	Driver's Licence Number	The code followed by a slash, '/' must be followed by the ISO country code of the issuing authority, a slash, '/', the issuing authority, a slash, '/' and the Driver's Licence Number.
EMPL	Employer Number	The code followed by a slash, '/' must be followed by the ISO country code of the registration authority, a slash, '/', the registration authority, a slash, '/' and the Employer Number.
NIDN	National Identity Number	The code followed by a slash, '/' must be followed by the ISO country code, a slash, '/' and the National Identity Number.
SOSE	Social Security Number	The code followed by a slash, '/' must be followed by the ISO country code, a slash, '/' and the Social Security Number.
TXID	Tax Identification Number	The code followed by a slash, '/' must be followed by the ISO country code, a slash, '/' and the Tax Identification Number.

**Codes**

In option F, Number must contain one of the following values (Error code(s): T56):

1	Name of Ordering Customer	The number followed by a slash, '/' must be followed by the name of the ordering customer.
2	Address Line	The number followed by a slash, '/' must be followed by an address line (Address Line can be used to provide, for example, street name and number, or building name).

3	Country and Town	<p>The first occurrence of number 3 must be followed by a slash, '/', the ISO country code and, optionally, additional details that are preceded by a slash '/'.  Other occurrences of number 3 must be followed by a slash '/' and the continuation of additional details.  Additional details can contain town, which can be complemented by postal code (for example zip) and country subdivision (for example state, province, or county). The country code and town should, preferably, indicate the country and town of residence.</p>
4	Date of Birth	The number followed by a slash, '/' must be followed by the date of birth in the YYYYMMDD format.
5	Place of Birth	The number followed by a slash, '/' must be followed by the ISO country code, a slash '/' and the place of birth.
6	Customer Identification Number	The number followed by a slash, '/' must be followed by the ISO country code of the issuer of the number, a slash, '/', the issuer of the number, a slash, '/' and the customer identification number.
7	National Identity Number	The number followed by a slash, '/' must be followed by the ISO country code, a slash, '/' and the national identity number.
8	Additional Information	<p>The number followed by a slash, '/' is followed by information that completes one of the following:</p> <ul style="list-style-type: none"> <li>the identifier provided in subfield 1 (Party Identifier) used with the (Code)(Country Code)(Identifier) format.</li> <li>the customer identification number provided in subfield 2 (Name and Address) with number 6.</li> <li>the national identity number provided in subfield 2 (Name and Address) with number 7.</li> </ul>

### Network Validated Rules

Identifier Code must be a registered BIC (Error code(s): T27, T28, T29, T45).

In option F, subfield 1 (Party Identifier) used with the (Code)(Country Code)(Identifier) format: Country Code must be a valid ISO country code (Error code(s): T73).

In option F, subfield 2 (Name and Address):

- The first line must start with number 1 (Error code(s): T56).
- Numbers must appear in numerical order (Error code(s): T56).
- A line starting with number 3 must be present (Error code(s): T56).
- The first occurrence of number 3 must be followed by a valid ISO country code (Error code(s): T73).
- Numbers 1, 2, and 3 may be repeated. The same number must not occur more than 2 times (Error code(s): T56).
- Number 4 must not be used without number 5 and vice versa (Error code(s): T56).
- Number 4 must be followed by a valid date in the format YYYYMMDD and this date, local to the sender, must not be later than the date on which the message is successfully sent to SWIFT (Error code(s): T50).

- Numbers 5, 6 and 7 must be followed by a valid ISO country code (Error code(s): T73), a slash '/' and additional Details (Error code(s): T56).
- Numbers 4, 5, 6, 7 and 8 must not be repeated (Error code(s): T56).
- The use of number 8 is only allowed in the following instances (Error code(s): T56):
  - to continue information on the Identifier of the ordering customer provided in subfield 1 (Party Identifier) used with the (Code)(Country Code)(Identifier) format.
  - to continue information on the Customer Identification Number provided in subfield 2 (Name and Address) following number 6.
  - to continue information on the National Identity Number provided in subfield 2 (Name and Address) following number 7.

## Usage Rules

If the account number of the ordering customer is known, it must be stated in Account.

In option F, subfield 2 (Name and Address): Numbers 1, 2 and 3 may be repeated.

In option F, subfield 2 (Name and Address): if number 2 is present, the first occurrence of number 3 must include the town in additional details.

In option F, subfield 1 (Party Identifier) used with the (Code)(Country Code)(Identifier) format: if additional space is required for providing the Identifier of the ordering customer, one of the following options must be used:

1. First option (preferred): Identify the ordering customer with a different identifier where the length is not an issue.
2. Second option: Continue the information in subfield 2 (Name and Address) using number 8.

In option F, subfield 2 (Name and Address): if additional space is required for providing the Customer Identification Number (number 6) or the National Identity Number (number 7) of the ordering customer, one of the following options must be used:

1. First option (preferred): Identify the ordering customer with a different identifier where the length is not an issue.
2. Second option: Continue the information in subfield 2 (Name and Address) using number 8.

When Chinese characters are necessary and when use is bilaterally agreed, the Chinese Commercial Code e-table and guidelines must be followed as published in [www.swift.com](http://www.swift.com) > Standards > Document centre > Market Practice > Chinese Commercial Code eTable Information.

## Example

### Option A

```
:50A:/SE1350000000054910000011
VWVOSES1
```

### Option F - Example 1

```
:50F:/12345678
1/SMITH JOHN
2/299, PARK AVENUE
3/US/NEW YORK, NY 10017
```

### Option F - Example 2

```
:50F:/BE30001216371411
1/PHILIPS MARK
3/BE/ANTWERPEN
4/19720830
5/BE/BRUSSELS
```

**Option F - Example 3**

```
:50F:DRLC/BE/BRUSSELS/NB0949042
1/DUPONT JACQUES
2/HIGH STREET 6, APT 6C
3/BE/BRUSSELS
```

**Option F - Example 4**

```
:50F:NIDN/DE/121231234342
1/MANN GEORG
3/DE/DUSSELDORF
6/DE/ABC BANK/1234578293
```

**Option F - Example 5**

```
:50F:CUST/DE/ABC BANK/123456789/8-123456
1/MANN GEORG
2/LOW STREET 7
3/DE/FRANKFURT
8/7890
```

*This means that the customer identification number of Mann Georg assigned by ABC Bank is 123456789/8-1234567890.*

## MT 103 STP- 10. Field 52A: Ordering Institution

**Format**

Option A	[/1!a] [/34x]	(Party Identifier)
	4!a2!a2!c[3!c]	(Identifier Code)

**Presence**

Optional

**Definition**

This field specifies the financial institution of the ordering customer, when different from the Sender, even if field 50a contains an IBAN.

**Codes**

Party Identifier may be used to indicate a national clearing system code.

The following codes may be used, preceded by a double slash '//':

AT	5!n	Austrian Bankleitzahl
AU	6!n	Australian Bank State Branch (BSB) Code
BL	8!n	German Bankleitzahl
CC	9!n	Canadian Payments Association Payment Routing Number
CN	12..14n	China National Advanced Payment System (CNAPS) Code
ES	8..9n	Spanish Domestic Interbanking Code
FW	without 9 digit code	Pay by Fedwire

GR	7!n	HEBIC (Hellenic Bank Identification Code)
HK	3!n	Bank Code of Hong Kong
IE	6!n	Irish National Clearing Code (NSC)
IN	11!c	Indian Financial System Code (IFSC)
IT	10!n	Italian Domestic Identification Code
PL	8!n	Polish National Clearing Code (KNR)
PT	8!n	Portuguese National Clearing Code
SC	6!n	UK Domestic Sort Code

**Network Validated Rules**

Identifier Code must be a registered financial institution BIC (Error code(s): T27, T28, T29, T45).

Identifier Code must be a financial institution BIC. This error code applies to all types of BICs referenced in a FIN message including connected BICs, non-connected BICs, Masters, Synonyms, Live destinations and Test & Training destinations (Error code(s): C05).

**Usage Rules**

The coded information contained in field 52A must be meaningful to the Receiver of the message.

**Example**

:52A:ABNANL2A

**MT 103 STP- 11. Field 53a: Sender's Correspondent****Format**

Option A	[/1!a] [/34x] 4!a2!a2!c [3!c]	(Party Identifier) (Identifier Code)
Option B	[/1!a] [/34x] [35x]	(Party Identifier) (Location)

**Presence**

Conditional (see rule C4)

**Definition**

Where required, this field specifies the account or branch of the Sender or another financial institution through which the Sender will reimburse the Receiver.

**Network Validated Rules**

If field 53a is present with option B, Party Identifier must be present in field 53B (Error code(s): E04).

Identifier Code must be a registered financial institution BIC (Error code(s): T27, T28, T29, T45).



Identifier Code must be a financial institution BIC. This error code applies to all types of BICs referenced in a FIN message including connected BICs, non-connected BICs, Masters, Synonyms, Live destinations and Test & Training destinations (Error code(s): C05).

### Usage Rules

Absence of this field implies that there is a unique account relationship between the Sender and the Receiver or that the bilaterally agreed account is to be used for settlement.

In those cases where there are multiple direct account relationships, in the currency of the transaction, between the Sender and the Receiver, and one of these accounts is to be used for reimbursement, the account to be credited or debited must be indicated in field 53B with the party identifier only.

If there is no direct account relationship, in the currency of the transaction, between the Sender and the Receiver (or branch of the Receiver when specified in field 54A), then field 53a must be present with option A.

When field 53A is present and contains a branch of the Sender, the need for a cover message is dependent on the currency of the transaction, the relationship between the Sender and the Receiver and the contents of field 54A, if present.

A branch of the Receiver may appear in field 53A if the financial institution providing reimbursement is both the Sender's correspondent and a branch of the Receiver, and the Sender intends to send a cover message to the branch of the Receiver. In this case, the Receiver will be paid by its branch in field 53A.

In all other cases, when field 53A is present, a cover message, that is, MT 202 COV or equivalent non-SWIFT must be sent to the financial institution identified in field 53A.

The use and interpretation of fields 53a and 54A is, in all cases, dictated by the currency of the transaction and the correspondent relationship between the Sender and Receiver relative to that currency.

### Example

:53A:CITIUS33

## MT 103 STP- 12. Field 54A: Receiver's Correspondent

### Format

Option A	[/1!a] [/34x]	(Party Identifier)
	4!a2!a2!c[3!c]	(Identifier Code)

### Presence

Conditional (see rule C4)

### Definition

This field specifies the branch of the Receiver or another financial institution at which the funds will be made available to the Receiver.

### Network Validated Rules

Identifier Code must be a registered financial institution BIC (Error code(s): T27, T28, T29, T45).

Identifier Code must be a financial institution BIC. This error code applies to all types of BICs referenced in a FIN message including connected BICs, non-connected BICs, Masters, Synonyms, Live destinations and Test & Training destinations (Error code(s): C05).

## Usage Rules

When the funds are made available to the Receiver's branch through a financial institution other than that indicated in field 53A, this financial institution, that is, intermediary reimbursement institution shall be specified in field 54A and field 55A shall contain the Receiver's branch.

In those cases where field 54A contains a branch of the Receiver, and is not preceded by field 53A, or field 53B contains an account of the Sender serviced by the Receiver's branch, the Receiver will claim reimbursement from its branch.

If field 54A contains a branch of the Receiver and field 53A contains a branch of the Sender, the Receiver will claim reimbursement from its branch or will be paid by its branch, depending on the currency of the transfer and the relationship between the Sender and the Receiver.

In all other cases where field 54A contains a branch of the Receiver, the Receiver will be paid by its branch in field 54A.

A branch of the Sender must not appear in field 54A.

If the branch of the Sender or other financial institution specified in field 53A is also the account servicer for the Receiver, field 54A must not be present.

Field 54A containing the name of a financial institution other than the Receiver's branch must be preceded by field 53A; the Receiver will be paid by the financial institution in field 54A.

The use and interpretation of fields 53a and 54A is in all cases dictated by the currency of the transaction and the correspondent relationship between the Sender and Receiver relative to that currency.

## Example

:54A:IRVTUS3N

# MT 103 STP- 13. Field 55A: Third Reimbursement Institution

## Format

Option A	[/1!a][/34x]	(Party Identifier)
	4!a2!a2!c[3!c]	(Identifier Code)

## Presence

Optional (referenced in rule C4)

## Definition

This field specifies the Receiver's branch, when the funds are made available to this branch through a financial institution other than that indicated in field 53A.

## Network Validated Rules

Identifier Code must be a registered financial institution BIC (Error code(s): T27, T28, T29, T45).

Identifier Code must be a financial institution BIC. This error code applies to all types of BICs referenced in a FIN message including connected BICs, non-connected BICs, Masters, Synonyms, Live destinations and Test & Training destinations (Error code(s): C05).

## Example

:55A:IRVTUS3N

## MT 103 STP- 14. Field 56A: Intermediary Institution

### Format

Option A	[/1!a] [/34x]	(Party Identifier)
	4!a2!a2!c[3!c]	(Identifier Code)

### Presence

Conditional (see rule C6, also referenced in rule C5)

### Definition

This field specifies the financial institution through which the transaction must pass to reach the account with institution.

### Codes

Party Identifier may be used to indicate a national clearing system code.

The following codes may be used, preceded by a double slash '//':

AT	5!n	Austrian Bankleitzahl
AU	6!n	Australian Bank State Branch (BSB) Code
BL	8!n	German Bankleitzahl
CC	9!n	Canadian Payments Association Payment Routing Number
CN	12..14n	China National Advanced Payment System (CNAPS) Code
ES	8..9n	Spanish Domestic Interbanking Code
FW	without 9 digit code	Pay by Fedwire
GR	7!n	HEBIC (Hellenic Bank Identification Code)
HK	3!n	Bank Code of Hong Kong
IE	6!n	Irish National Clearing Code (NSC)
IN	11!c	Indian Financial System Code (IFSC)
IT	10!n	Italian Domestic Identification Code
NZ	6!n	New Zealand National Clearing Code
PL	8!n	Polish National Clearing Code (KNR)
PT	8!n	Portuguese National Clearing Code
RT		Pay by Real Time Gross Settlement
SC	6!n	UK Domestic Sort Code

## Network Validated Rules

Identifier Code must be a registered financial institution BIC (Error code(s): T27, T28, T29, T45).

Identifier Code must be a financial institution BIC. This error code applies to all types of BICs referenced in a FIN message including connected BICs, non-connected BICs, Masters, Synonyms, Live destinations and Test & Training destinations (Error code(s): C05).

## Usage Rules

When one of the codes //FW, //AU, //IN or //RT is used, it should appear only once and in the first of the fields 56A and 57A of the payment instruction.

When it is necessary that an incoming SWIFT payment be made to the party in this field via Fedwire, US banks require that the code //FW appears in the optional Party Identifier of field 56A or 57A.

When it is necessary that an incoming SWIFT payment be made to the intermediary or the account with institution via real-time gross settlement (RTGS), the code //RT should appear in the optional Party Identifier of field 56A or 57A.

The code //RT is binding for the Receiver. It must not be followed by any other information.

## Example

:56A:IRVTUS3N

# MT 103 STP- 15. Field 57A: Account With Institution

## Format

Option A	[/1!a] [/34x]	(Party Identifier)
	4!a2!a2!c[3!c]	(Identifier Code)

## Presence

Conditional (see rule C5, also referenced in rule C10)

## Definition

This field specifies the financial institution which services the account for the beneficiary customer. This is applicable even if field 59a contains an IBAN.

## Codes

Party Identifier may be used to indicate a national clearing system code.

The following codes may be used, preceded by a double slash '//':

AT	5!n	Austrian Bankleitzahl
AU	6!n	Australian Bank State Branch (BSB) Code
BL	8!n	German Bankleitzahl
CC	9!n	Canadian Payments Association Payment Routing Number
CN	12..14n	China National Advanced Payment System (CNAPS) Code
ES	8..9n	Spanish Domestic Interbanking Code

FW	without 9 digit code	Pay by Fedwire
GR	7!n	HEBIC (Hellenic Bank Identification Code)
HK	3!n	Bank Code of Hong Kong
IE	6!n	Irish National Clearing Code (NSC)
IN	11!c	Indian Financial System Code (IFSC)
IT	10!n	Italian Domestic Identification Code
NZ	6!n	New Zealand National Clearing Code
PL	8!n	Polish National Clearing Code (KNR)
PT	8!n	Portuguese National Clearing Code
RT		Pay by Real Time Gross Settlement
SC	6!n	UK Domestic Sort Code

**Network Validated Rules**

Identifier Code must be a registered financial institution BIC (Error code(s): T27, T28, T29, T45).

Identifier Code must be a financial institution BIC. This error code applies to all types of BICs referenced in a FIN message including connected BICs, non-connected BICs, Masters, Synonyms, Live destinations and Test & Training destinations (Error code(s): C05).

**Usage Rules**

When field 57a is not present, it means that the Receiver is also the account with institution.

When one of the codes //FW, //AU, //IN or //RT is used, it should appear only once and in the first of the fields 56A and 57A of the payment instruction.

When it is necessary that an incoming SWIFT payment be made to the party in this field via Fedwire, US banks require that the code //FW appears in the optional Party Identifier of field 56A or 57A.

When it is necessary that an incoming SWIFT payment be made to the intermediary or the account with institution via real-time gross settlement (RTGS), the code //RT should appear in the optional Party Identifier of field 56A or 57A.

The code //RT is binding for the Receiver. It must not be followed by any other information.

**Example**

:57A:ABNANL2A

**MT 103 STP- 16. Field 59a: Beneficiary Customer****Format**

No letter option	[ /34x ]	(Account)
	4*35x	(Name and Address)

Option A	[ /34x] 4!a2!a2!c[3!c]	(Account) (Identifier Code)
Option F	[ /34x] 4*(1!n/33x)	(Account) (Number/Name and Address)

**Presence**

Mandatory (referenced in rule C10)

**Definition**

This field specifies the customer which will be paid.

**Codes**

In option F, Number/Name and Address must contain one of the following codes (Error code(s): T56):

1	Name of Beneficiary Customer	The number followed by a slash, '/' must be followed by the name of the beneficiary customer.
2	Address Line	The number followed by a slash, '/' must be followed by an address line (Address Line can be used to provide for example, street name and number, building name or post office box number).
3	Country and Town	<p>The first occurrence of number 3 must be followed by a slash, '/', the ISO country code and, optionally, additional details that are preceded by a slash '/'.  Other occurrences of number 3 must be followed by a slash '/' and the continuation of additional details.  Additional details can contain town, which can be complemented by postal code (for example zip) and country subdivision (for example state, province, or county). The country code and town should, preferably, indicate the country and town of residence, as provided by the ordering customer.</p>

**Codes**

Account may contain one of the following codes, preceded by a double slash '//':

CH	6!n	CHIPS Universal Identifier
----	-----	----------------------------

**Network Validated Rules**

Account must be present (Error code(s): E10).

Identifier Code must be a registered BIC (Error code(s): T27, T28, T29, T45).

If an IBAN must be present in Account (C10), the IBAN must be a valid IBAN (ISO 13616) (Error code(s): D19, T73).

In option F, for subfields (Number)(Name and Address):

- The first line must start with number 1 (Error code(s): T56).
- Numbers must appear in numerical order (Error code(s): T56).
- A line starting with number 3 must be present (Error code(s): T56).

- Numbers 1, 2, and 3 may be repeated. The same number must not occur more than 2 times (Error code(s): T56).
- The first occurrence of number 3 must be followed by a valid ISO country code (Error code(s): T73).

**Usage Rules**

At least the name or the non-financial institution BIC of the beneficiary customer is mandatory.

If a non-financial institution BIC is specified, it must be meaningful for the financial institution that services the account for the beneficiary customer.

If the account number of the beneficiary customer is known, it must be stated in Account.

In option F:

- line numbers may be repeated
- if number 2 is present, the first occurrence of number 3 must include the town in the additional details

When Chinese characters are necessary and when use is bilaterally agreed, the Chinese Commercial Code e-table and guidelines must be followed as published in [www.swift.com](http://www.swift.com) > Standards > Document centre > Market Practice > Chinese Commercial Code eTable Information.

**Example****No letter option**

```
:59:/BE62510007547061
JOHANN WILLEMS
RUE JOSEPH II, 19
1040 BRUSSELS
```

**Option F - Example 1**

```
:59F:/BE30001216371411
1/MARK PHILIPS
2/HOOGSTRAAT 6, APT 6C
3/BE/BRUSSELS
```

**Option F - Example 2**

```
:59F:/12345678
1/DEPT OF PROMOTION OF SPICY FISH
1/CENTER FOR INTERNATIONALISATION
3/CN
```

**Option F - Example 3**

```
:59F:/BE88310141014141
1/JOHN SIMONS
2/3658 WITMER ROAD
3/US/POUGHKEEPSIE, NEW YORK 12602
3/DUTCHESS
```

**MT 103 STP- 17. Field 70: Remittance Information****Format**

4\*35x (Narrative)

**Presence**

Optional

## Definition

This field specifies either the details of the individual transaction or a reference to another message containing the details which are to be transmitted to the beneficiary customer.

## Codes

One of the following codes may be used, placed between slashes ('/')

INV	Invoice	Invoice (followed by the date, reference and details of the invoice).
IPI	International Payment Instruction	Unique reference identifying a related International Payment Instruction (followed by up to 20 characters).
RFB	Reference for Beneficiary	Reference for the beneficiary customer (followed by up to 16 characters).
ROC	Reference of Customer	Ordering customer's reference.
TSU	Trade Services Utility transaction	The code placed between slashes ('/') must be followed by the TSU transaction identifier, a slash ('/'), the invoice number, a slash ('/') and the amount paid.

## Usage Rules

For clearing purposes, the Sender must check with the Receiver regarding length restrictions of field 70.

The information specified in this field is intended only for the beneficiary customer, that is, this information only needs to be conveyed by the Receiver.

Multiple references can be used, if separated with a double slash, '//'. Code must not be repeated between two references of the same kind.

For STP purposes, when an ISO 11649 Creditor Reference is present in this field it must be on the first line, without any characters preceding it, and it must be the only information on that line.

## Example

```
:70:/RFB/BET072  
  
:70:/INV/abc/SDF-96//1234-234///ROC/98I  
U87  
:70:/TSU/00000089963-0820-01/ABC-15/256  
214,
```

# MT 103 STP- 18. Field 71A: Details of Charges

## Format

Option A                      3!a                      (Code)

## Presence

Mandatory (referenced in rule C7)

## Definition

This field specifies which party will bear the charges for the transaction.



## Codes

One of the following codes must be used (Error code(s): T08):

BEN	Beneficiary	All transaction charges are to be borne by the beneficiary customer.
OUR	Our customer charged	All transaction charges are to be borne by the ordering customer.
SHA	Shared charges	All transaction charges other than the charges of the financial institution servicing the ordering customer account are borne by the beneficiary customer.

## Example

:71A:BEN

# MT 103 STP- 19. Field 71F: Sender's Charges

## Format

Option F                      3!a15d                      (Currency) (Amount)

## Presence

Conditional (see rule C7, also referenced in rule C8)

## Definition

This repetitive field specifies the currency and amount of the transaction charges deducted by the Sender and by previous banks in the transaction chain.

## Network Validated Rules

Currency must be a valid ISO 4217 currency code (Error code(s): T52).

The integer part of Amount must contain at least one digit. A decimal comma is mandatory and is included in the maximum length. The number of digits following the comma must not exceed the maximum number allowed for the specified currency (Error code(s): C03, T40, T43).

## Usage Rules

These fields are conveyed for transparency reasons.

The net amount after deduction of the Sender's charges will be quoted as the inter-bank settled amount in field 32A.

This field may be repeated to specify to the Receiver the currency and amount of charges taken by preceding banks in the transaction chain. Charges should be indicated in the order in which they have been deducted from the transaction amount, that is, the first occurrence of this field specifies the charges of the first bank in the transaction chain that deducted charges; the last occurrence always gives the Sender's charges.

## Example

:71F:EUR8,00

## MT 103 STP- 20. Field 71G: Receiver's Charges

### Format

Option G                      3!a15d                      (Currency) (Amount)

### Presence

Conditional (see rule C7, also referenced in rules C8 and C9)

### Definition

This field specifies the currency and amount of the transaction charges due to the Receiver.

### Network Validated Rules

Currency must be a valid ISO 4217 currency code (Error code(s): T52).

The integer part of Amount must contain at least one digit. A decimal comma is mandatory and is included in the maximum length. The number of digits following the comma must not exceed the maximum number allowed for the specified currency (Error code(s): C03, T40, T43).

Amount must not equal zero (Error code(s): D57).

### Usage Rules

This field is conveyed for accounting reasons, that is, to facilitate bookkeeping.

Where field 71A indicates OUR payments, this field identifies the charges due, which have been prepaid and included in the interbank settlement amount.

### Example

:71G:EUR5,50

## MT 103 STP- 21. Field 72: Sender to Receiver Information

### Format

6\*35x                      (Narrative Structured Format)

The following line formats must be used:

Line 1	/8c/[additional information]	(Code) (Narrative)
Lines 2-6	[//continuation of additional information] or [/8c/[additional information]]	(Narrative) or (Code) (Narrative)

### Presence

Optional

### Definition

This field specifies additional information for the Receiver or other party specified.

## Codes

Unless bilaterally agreed otherwise between the Sender and the Receiver, the following code may be used in Code, placed between slashes (/):

INS	Instructing institution	The instructing institution which instructed the Sender to execute the transaction.
-----	-------------------------	---

## Network Validated Rules

If the code /INS/ is used at the beginning of a line, it must be followed by a valid financial institution BIC and be the only information on that line (Error code(s): T27, T28, T29, T44, T45, T46).

If the code /INS/ is present at the beginning of a line, it must not be used again at the beginning of any other line (Error code(s): T47).

If the code /INS/ is used anywhere else than at the beginning of a line, it is treated as free text and is ignored as far as validation is concerned. In this case, there is no validation of the following BIC either.

The codes /REJT/ or /RETN/ must not be used in this field (Error code(s): T81).

This field must not include ERI (Error code(s): T82).

## Usage Rules

Field 72 must never be used for information for which another field is intended.

Each item for which a code exists must start with that code and may be completed with additional information.

Each code used must be between slashes and appear at the beginning of a line. It may be followed by additional narrative text.

Narrative text relating to a preceding code, which is continued on the next line(s), must start with a double slash '//', and, if used, must begin on a new line. Narrative text should preferably be the last information in this field.

Use of field 72 with uncoded instructions is not allowed.

It is strongly recommended to use the standard code proposed above. In any case, where bilateral agreements covering the use of codes in this field are in effect, the code must conform to the structured format of this field.

If code INS is present in field 72 of a received message, then the code and the related details must be passed, unchanged, in field 72 of the subsequent message in the payment chain. Additional codes and details may be added to field 72 of the subsequent message but the original INS and related details must not be altered or removed.

## Example

:72:/INS/ABNANL2A

# MT 103 STP- 22. Field 77B: Regulatory Reporting

## Format

Option B	3*35x	(Narrative)
----------	-------	-------------

In addition to narrative text, the following line formats may be used:

Line 1	/8a/2!a[//additional information]	(Code) (Country Code) (Narrative)
Lines 2-3	[//continuation of additional information] (Narrative)	

**Presence**

Optional

**Definition**

This field specifies the codes for the statutory and/or regulatory information required by the authorities in the country of Receiver or Sender.

**Codes**

When the residence of either the ordering customer or the beneficiary customer is to be identified, one of the following codes may be used in Code, placed between slashes ('/').

BENEFRES	Residence of the beneficiary customer.
ORDERRES	Residence of the ordering customer.

**Usage Rules**

Country Code consists of the ISO country code of the country of residence of the ordering customer or beneficiary customer.

The information specified must not have been explicitly conveyed in another field.

In case the Receiver of the message is not legally obliged to forward the information to a regulatory body, he is allowed to ignore the content of this field.

**Example**

```
:77B:/ORDERRES/BE//MEILAN 1, 9000 GENT
```

## MT 103 STP Examples

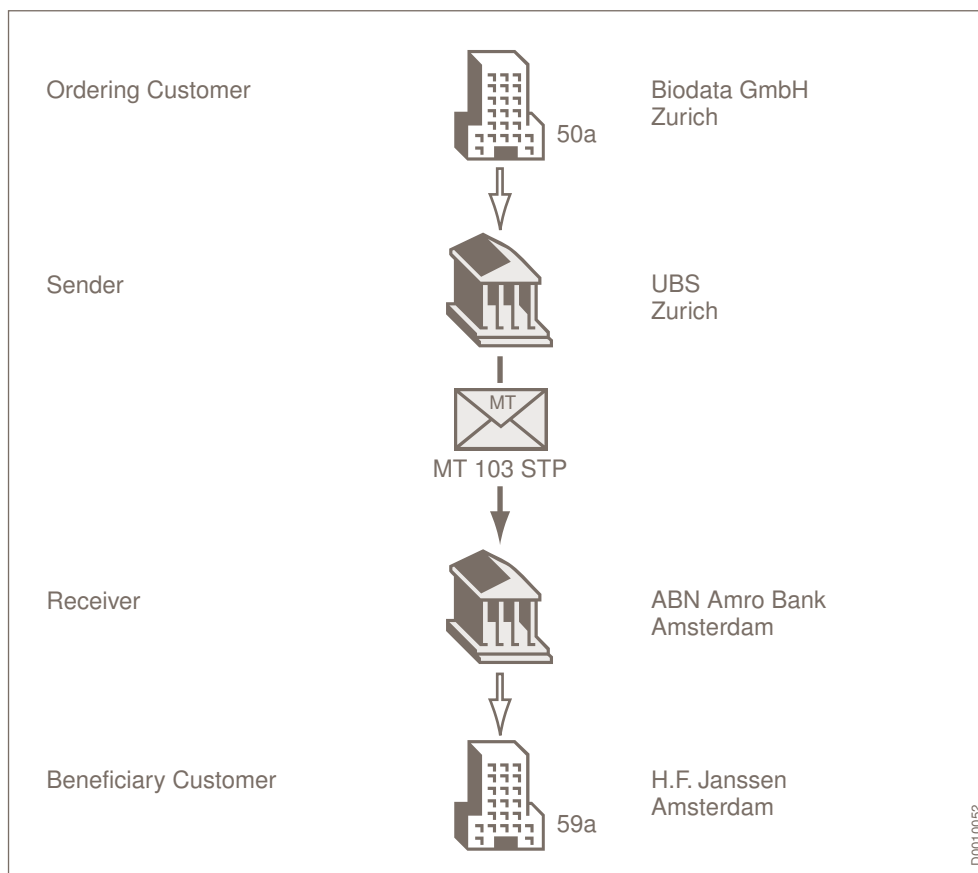
### MT 103 STP Examples for the MT 103 STP, used outside any Service Level Agreements

#### Example 1: Single Customer Credit Transfer with Direct Account Relationship

**Narrative**

Biodata G.m.b.H. orders UBS, Zürich, to pay euro 1,958.47 to ABN Amro Bank, Amsterdam, for the account of H.F. Janssen.

## Information Flow



## SWIFT Message

Explanation	Format
Sender	UBSWCHZH80A
Message Type	103
Receiver	ABNANL2A
Validation Flag	119:STP
Unique End-to-end Transaction Reference	121:4ea37e81-98ec-4014-b7a4-1ff4611b3fca
Message text	
Sender's Reference	:20:494931/DEV
Bank Operation Code	:23B:CRED
Value Date, Currency, Interbank Settled Amount	:32A:090828EUR1958,47
Currency, Instructed Amount	:33B:EUR1958,47

Explanation	Format
Ordering Customer	:50K:/122267890 BIODATA GMBH HOCHSTRASSE, 27 8022-ZURICH SWITZERLAND
Beneficiary Customer	:59:/NL76502664959 H.F. JANSSEN LEDEBOERSTRAAT 27 AMSTERDAM
Details of Charges	:71A:SHA
End of message text/trailer	

**Note** *No reimbursement party has been indicated in the above message. The direct account relationship, in the currency of the transfer, between the Sender and the Receiver will be used.*

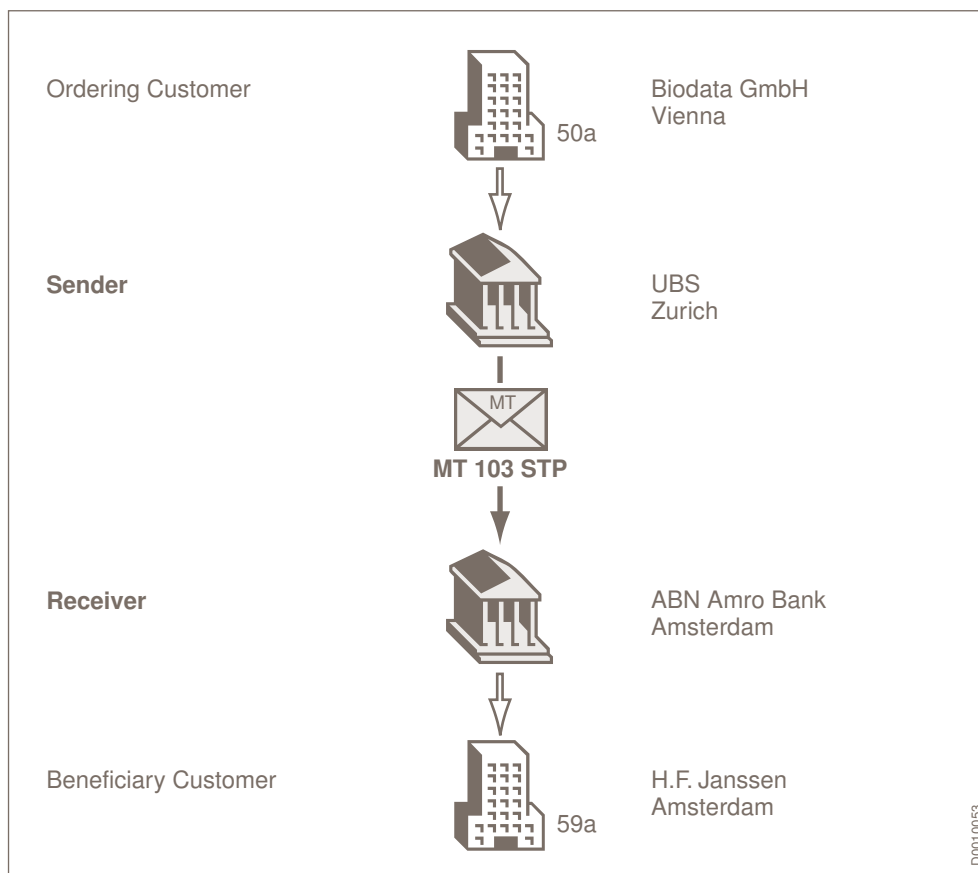
## Example 2: Single Customer Credit Transfer Specifying Account for Reimbursement

### Narrative

Biodata G.m.b.H. orders UBS, Zürich, to pay euro 1,958.47 to ABN Amro Bank, Amsterdam, for the account of H.F. Janssen, in payment of invoice number 18042 dated 15 July 2009.

As there is more than one account relationship in the currency of the transfer between the Sender and Receiver, UBS, Zürich specifies that account number 21 94 29 055 should be used for reimbursement.

UBS, Zürich, knows that ABN Amro Bank, Amsterdam, will charge euro 2.50 to execute this transaction.

**Information Flow****SWIFT Message**

Explanation	Format
Sender	UBSWCHZH80A
Message Type	103
Receiver	ABNANL2A
Validation Flag	119:STP
Unique End-to-end Transaction Reference	121:8759a59e-5cb1-4d26-93d4-7fc389aef69
Message text	
Sender's Reference	:20:494932/DEV
Bank Operation Code	:23B:CRED
Value Date, Currency, Interbank Settled Amount	:32A:090828EUR1960,97
Currency, Instructed Amount	:33B:EUR1958,47

Explanation	Format
Ordering Customer	:50K:/122267890 BIODATA GMBH HOCHSTRASSE, 27 8022-ZURICH SWITZERLAND
Sender's Correspondent <sup>(1)</sup>	:53B:/219429055
Beneficiary Customer	:59:/NL76502664959 H.F. JANSSEN LEDEBOERSTRAAT 27 AMSTERDAM
Remittance Information <sup>(2)</sup>	:70:/INV/18042-090715
Details of Charges	:71A:OUR
Receiver's Charges	:71G:EUR2,50
End of message text/trailer	

- (1) Field 53B indicates the account number of the Sender's account, serviced by the Receiver, which is to be used for reimbursement in the transfer.
- (2) As the Reference for the beneficiary is an invoice number, the code /INV/ is used, followed by the invoice number.

### Example 3: Single Customer Credit Transfer with Ordering and Account With Institutions

#### Narrative

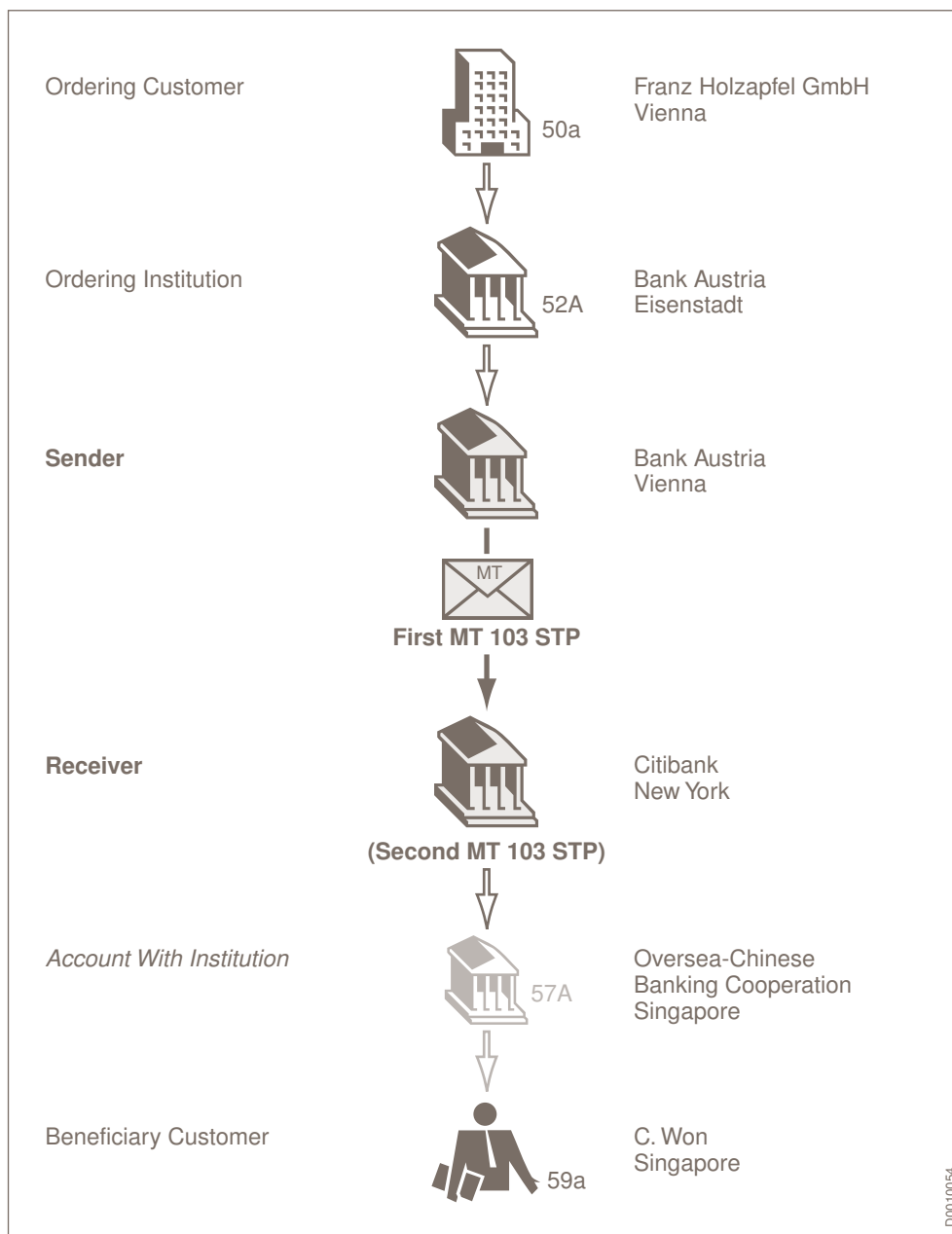
Franz Holzapfel G.m.b.H. orders Bank Austria, Eisenstadt, to pay, value 28 August 2009, US Dollars 850 into C. Won's account number 729615-941 with Oversea-Chinese Banking Cooperation, Singapore. The payment is for July 2009 expenses.

Bank Austria, Eisenstadt, asks its head office in Vienna, to make the payment. Both Bank Austria, Vienna, and Oversea-Chinese Banking Cooperation, Singapore, have their US dollars account at Citibank's New York office.

Both customers agree to share the charges. Citibank charges US Dollars 10.



## Information Flow



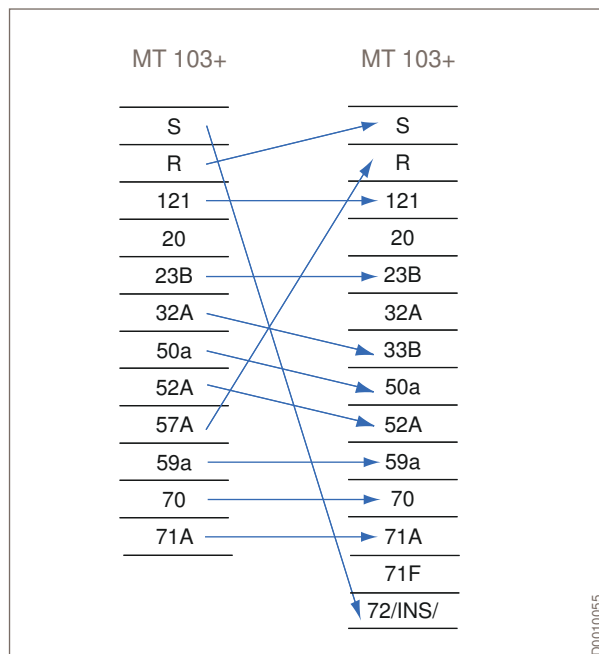
## First SWIFT Message, MT 103 STP

Explanation	Format
Sender	BKAUATWW
Message Type	103
Receiver	CITIUS33
Validation Flag	119:STP

Explanation	Format
Unique End-to-end Transaction Reference	121:12f0f2e9-fc3f-4f1d-9f78-dab2db8f22e2
Message text	
Sender's Reference	:20:494938/DEV
Bank Operation Code	:23B:CRED
Value Date, Currency, Interbank Settled Amount	:32A:090828USD850,
Ordering Customer	:50F:/942267890 1/FRA NZ HOLZAPFEL GMBH 2/GELBSTRASSE, 13 3/AT/VIENNA
Ordering Institution	:52A:BKAUATWWEIS
Account With Institution	:57A:OCBCSGSG
Beneficiary Customer	:59F:/729615-941 1/C.WON 2/PARK AVENUE 1 3/SG
Remittance Information	:70:/RFB/EXPENSES 7/2009
Details of Charges	:71A:SHA
End of message text/trailer	

## Mapping

The following illustrates the mapping of the first MT 103 STP onto the next MT 103 STP:



**Second SWIFT Message, MT 103 STP**

Explanation	Format
Sender	CITIUS33
Message Type	103
Receiver	OCBCSGSG
Validation Flag	119:STP
Unique End-to-end Transaction Reference	121:12f0f2e9-fc3f-4f1d-9f78-dab2db8f22e2
Message text	
Sender's Reference	:20:MSPSDRS/123
Bank Operation Code	:23B:CRED
Value Date, Currency, Interbank Settled Amount	:32A:090828USD840,
Currency, Instructed Amount	:33B:USD850,
Ordering Customer	:50F:/942267890 1/Franz HOLZAPFEL GMBH 2/GELBSTRASSE, 13 3/AT/VIENNA
Ordering Institution	:52A:BKAUATWWEIS
Beneficiary Customer	:59F:/729615-941 1/C.WON 2/PARK AVENUE 1 3/SG
Remittance Information	:70:/RFB/EXPENSES 7/2009
Details of Charges	:71A:SHA
Sender's Charges	:71F:USD10,
Sender to Receiver Information	:72:/INS/BKAUATWW
End of message text/trailer	

**Example 4: Single Customer Credit Transfer with Reimbursement Through Two Institutions****Narrative**

Value August 28, 2009, Franz Holzapfel G.m.b.H. orders Bank Austria, Vienna, to pay US Dollars 1,121.50 to C. Klein, Bloemengracht 15, Amsterdam, whose account number 72 34 91 524 is with ABN Amro Bank, Amsterdam.

Bank Austria uses reference 394882.

This transfer may be sent via SWIFT using one of the following methods:

1. Sent to the party closest to the beneficiary, through several reimbursement institutions
2. Sent to the next party in the transfer.

**Note** *The alternative selected is dependent on correspondent relationships and financial practice in the countries involved.*

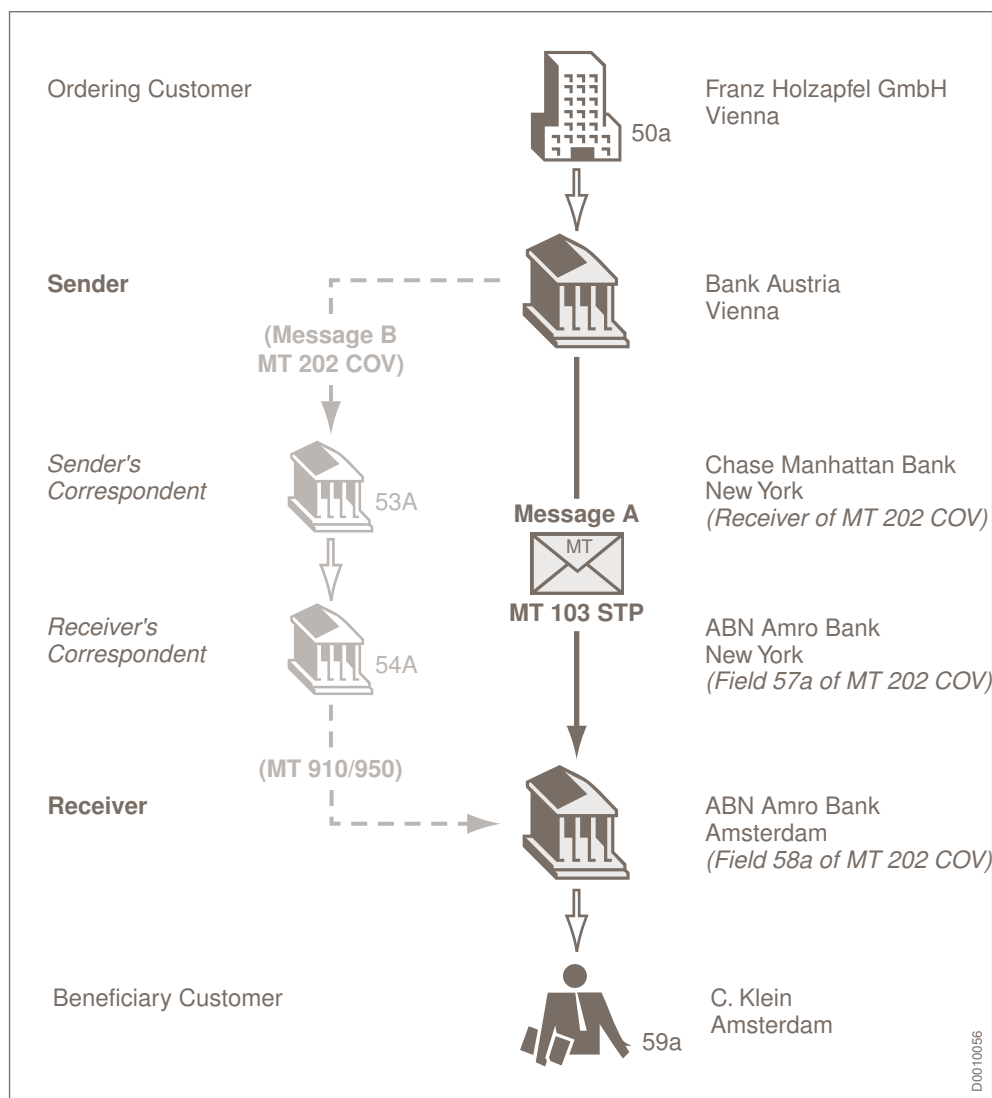
## Method 1 SWIFT MT 103 STP to the Party Closest to the Beneficiary

Bank Austria sends the following messages:

1. A customer transfer to ABN Amro Bank, Amsterdam.
2. A cover message for the US dollar payment, which is provided through Chase Manhattan Bank, New York, to ABN Amro Bank, New York.

## Message A SWIFT MT 103 STP Single Customer Credit Transfer

### Information Flow

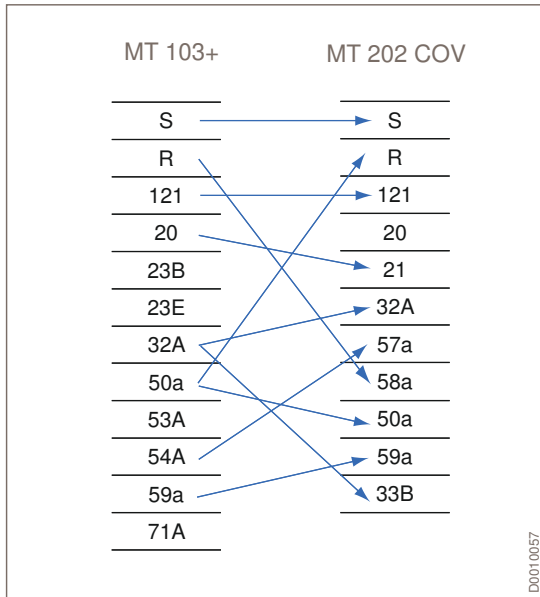


**SWIFT Message, MT 103 STP**

Explanation	Format
Sender	BKAUATWW
Message Type	103
Receiver	ABNANL2A
Validation Flag	119:STP
Unique End-to-end Transaction Reference	121:1ec29371-f3ff-4a3f-a1bc-643d5a7c0bd0
Message text	
Sender's Reference	:20:394882
Bank Operation Code	:23B:CRED
Value Date, Currency, Interbank Settled Amount	:32A:090828USD1121,50
Currency, Instructed Amount	:33B:USD1121,50
Ordering Customer	:50F:/942267890 1/Franz HOLZAPFEL GMBH 2/GELBSTRASSE, 13 3/AT/VIENNA
Sender's Correspondent <sup>(1)</sup>	:53A:CHASUS33
Receiver's Correspondent <sup>(2)</sup>	:54A:ABNAUS33
Beneficiary Customer	:59F:/NL57723491524 1/C. KLEIN 2/BLOEMENGRACHT 15 3/NL/AMSTERDAM
Details of Charges	:71A:SHA
End of message text/trailer	

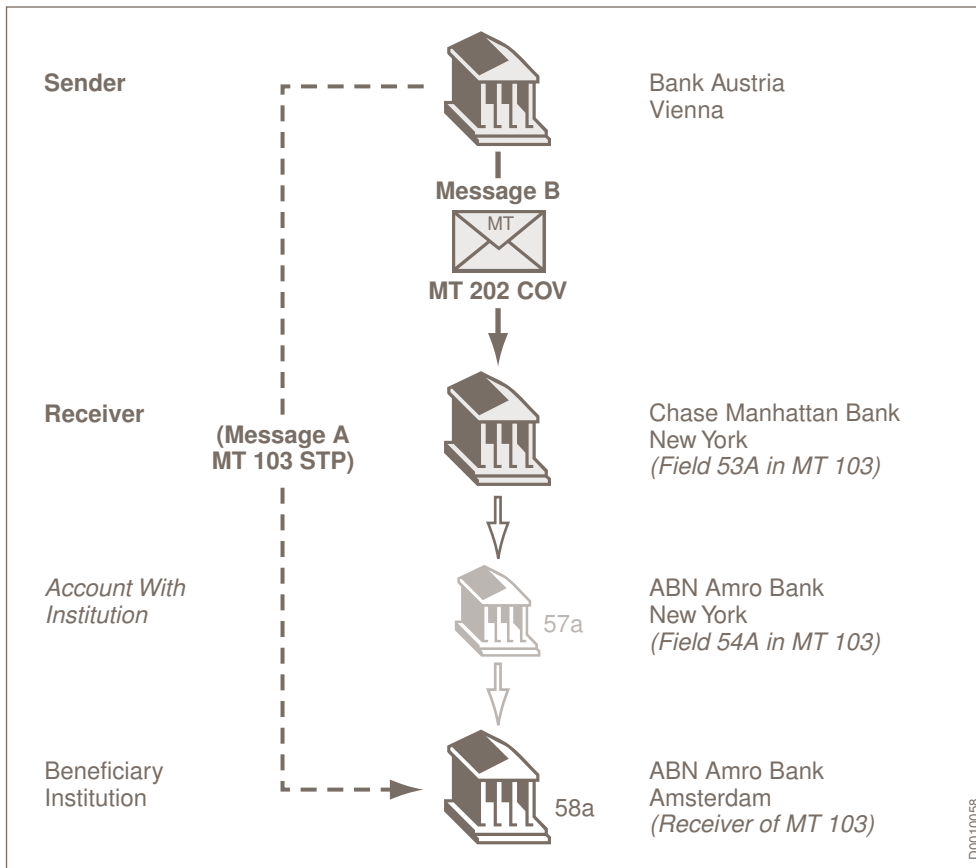
- (1) Field 53A indicates the institution which is to provide the funds to the Receiver on behalf of the Sender.  
 (2) Field 54A is the receiver's correspondent - the institution which will receive the funds on behalf of the Receiver.

## Mapping



## Message B SWIFT MT 202 COV (Cover message)

### Information Flow



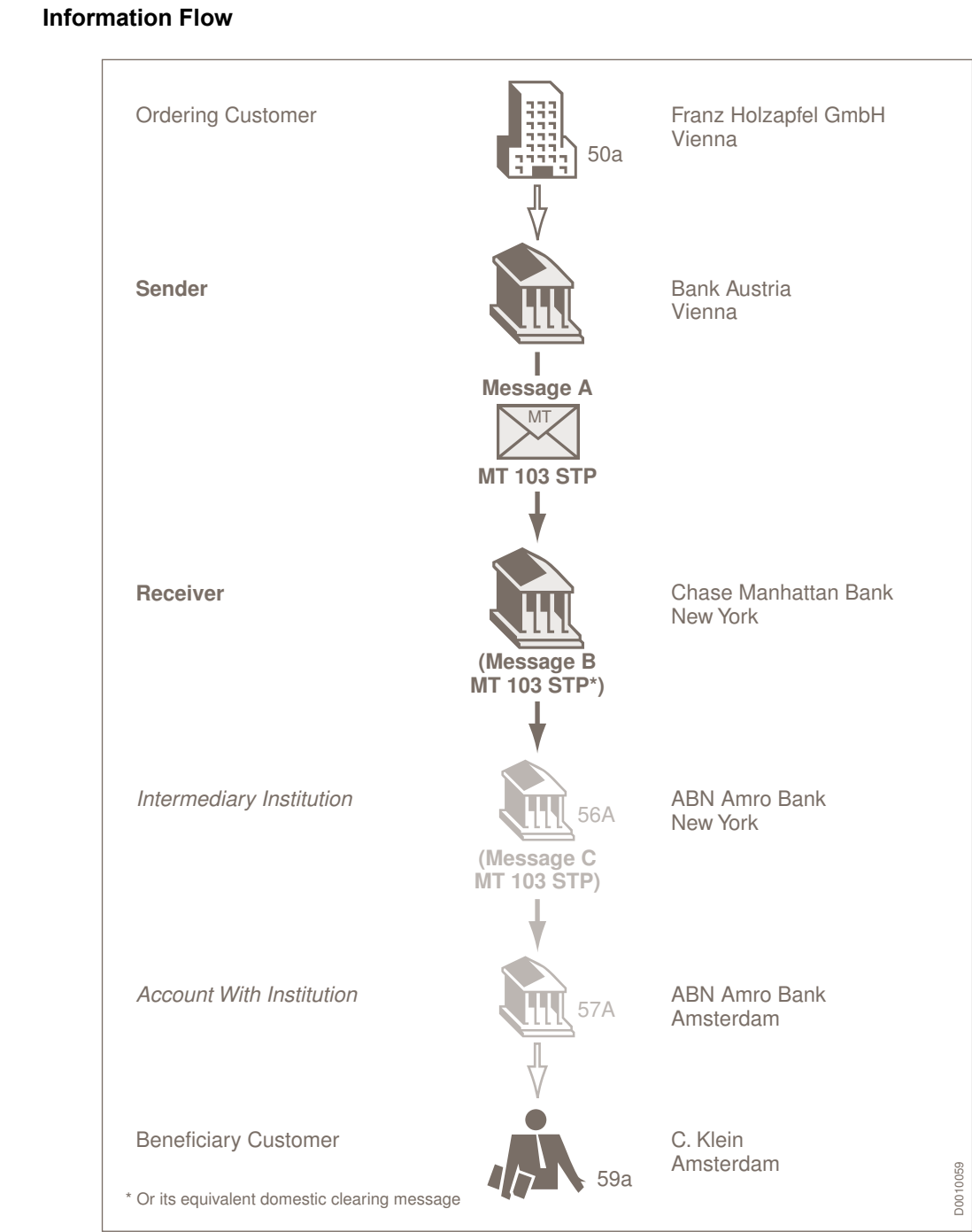
**SWIFT Message, MT 202 COV**

Explanation	Format
Sender	BKAUATWW
Message Type	202
Receiver	CHASUS33
Validation Flag	119:COV
Unique End-to-end Transaction Reference <sup>(1)</sup>	121:1ec29371-f3ff-4a3f-a1bc-643d5a7c0bd0
Message Text: <i>General Information</i>	
Transaction Reference Number	:20:203998988
Related Reference <sup>(2)</sup>	:21:394882
Value Date, Currency Code, Amount	:32A:090828USD1121,50
Account With Institution	:57A:ABNAUS33
Beneficiary Institution	:58A:ABNANL2A
<i>Underlying Customer Credit Transfer Details</i>	
Ordering Customer	:50F:/942267890 1/Franz Holzapfel GmbH 2/GELBSTRASSE, 13 3/AT/VIENNA
Beneficiary Customer	:59F:/NL57723491524 1/C. KLEIN 2/BLOEMENGRACHT 15 3/NL/AMSTERDAM
Currency, Instructed Amount	:33B:USD1121,50
End of message text/trailer	

- (1) The Unique End-to-end Transaction Reference of the received Single Customer Credit Transfer must be copied to field 121 of the cover message.
- (2) The related reference is the Sender's reference of the Single Customer Credit Transfer.

Method 2 SWIFT MT 103 STP to the Next Party in the Transaction

Message A SWIFT MT 103 STP Single Customer Credit Transfer



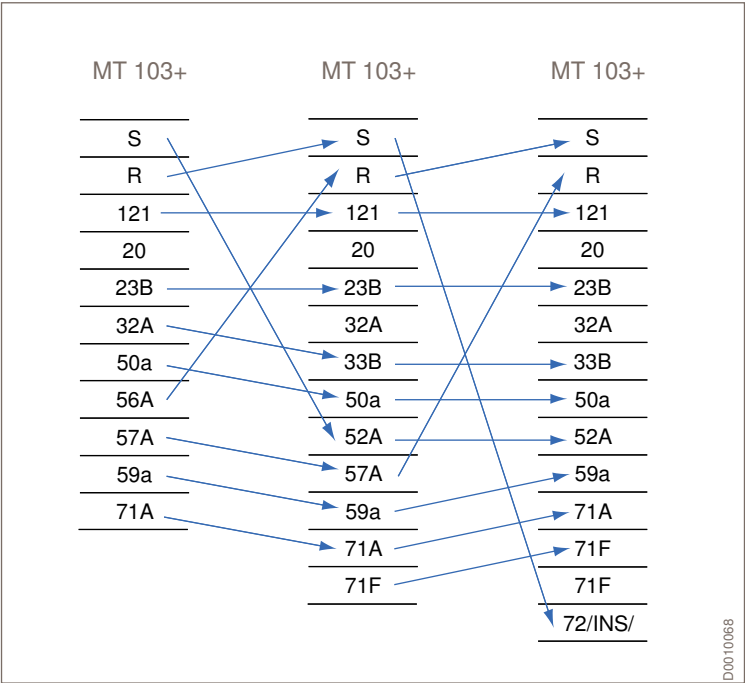
SWIFT Message, MT 103 STP	
Explanation	Format
Sender	BKAUATWW



Explanation	Format
Message Type	103
Receiver	CHASUS33
Validation Flag	119:STP
Unique End-to-end Transaction Reference	121:1ec29371-f3ff-4a3f-a1bc-643d5a7c0bd0
Message text	
Sender's reference	:20:394882
Bank Operation Code	:23B:CRED
Value Date, Currency, Interbank Settled Amount	:32A:090828USD1121,50
Ordering Customer	:50F:/942267890 1/Franz Holzapfel GmbH 2/Gelbstrasse, 13 3/AT/VIENNA
Intermediary Institution <sup>(1)</sup>	:56A:ABNAUS33
Account With Institution <sup>(2)</sup>	:57A:ABNANL2A
Beneficiary Customer	:59F:/723491524 1/C. Klein 2/Bloemengracht 15 3/NL/AMSTERDAM
Details of Charges	:71A:SHA
End of message text/trailer	

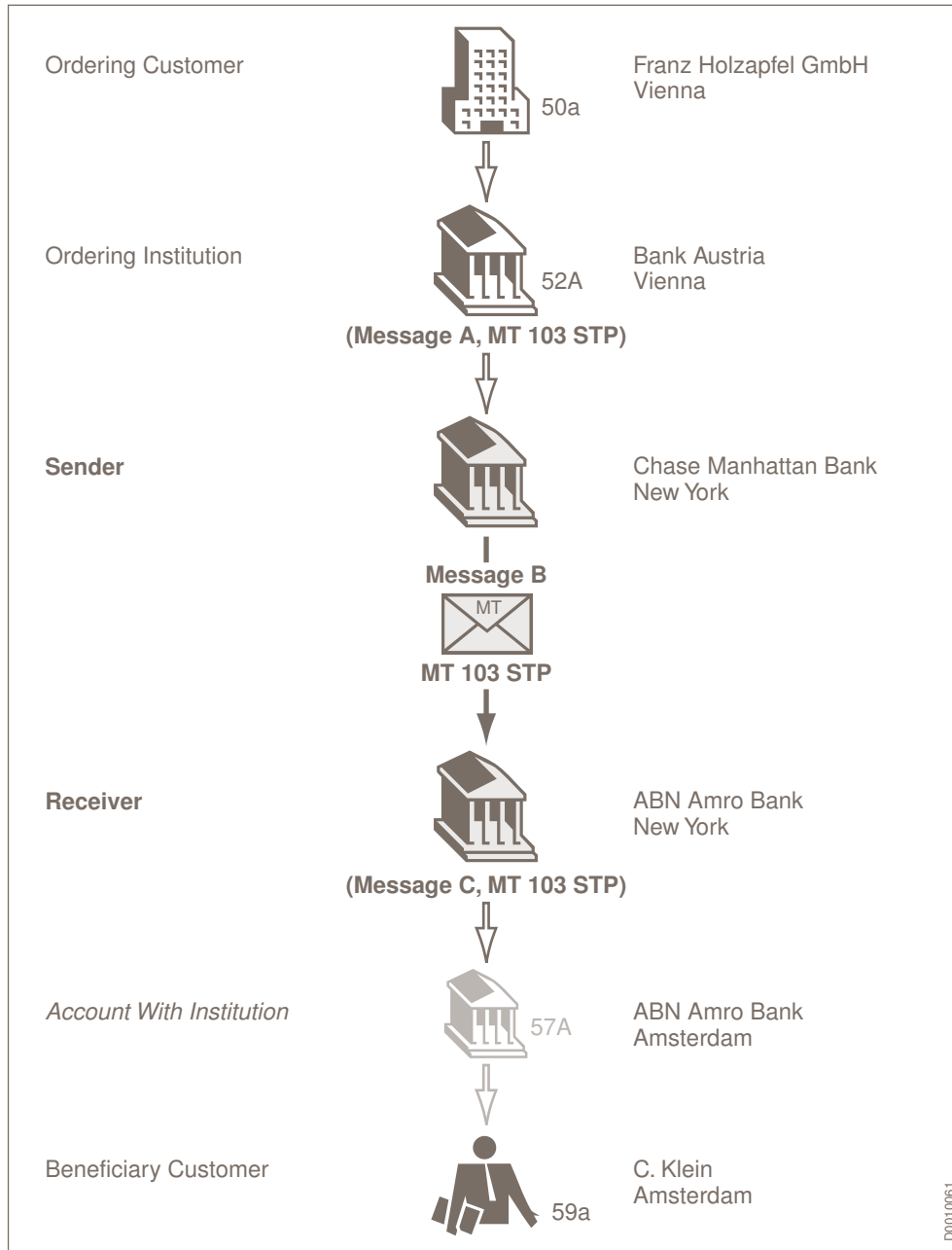
- (1) The intermediary institution, ABN Amro Bank, New York, will receive the funds from the Receiver of this message, Chase Manhattan Bank, New York.
- (2) ABN Amro Bank, Amsterdam, will receive the funds from the intermediary institution, its New York office, for credit to the beneficiary's account.

Mapping



## Message B 2nd SWIFT MT 103 STP (or its equivalent domestic clearing message)

### Information Flow



### SWIFT Message, MT 103 STP

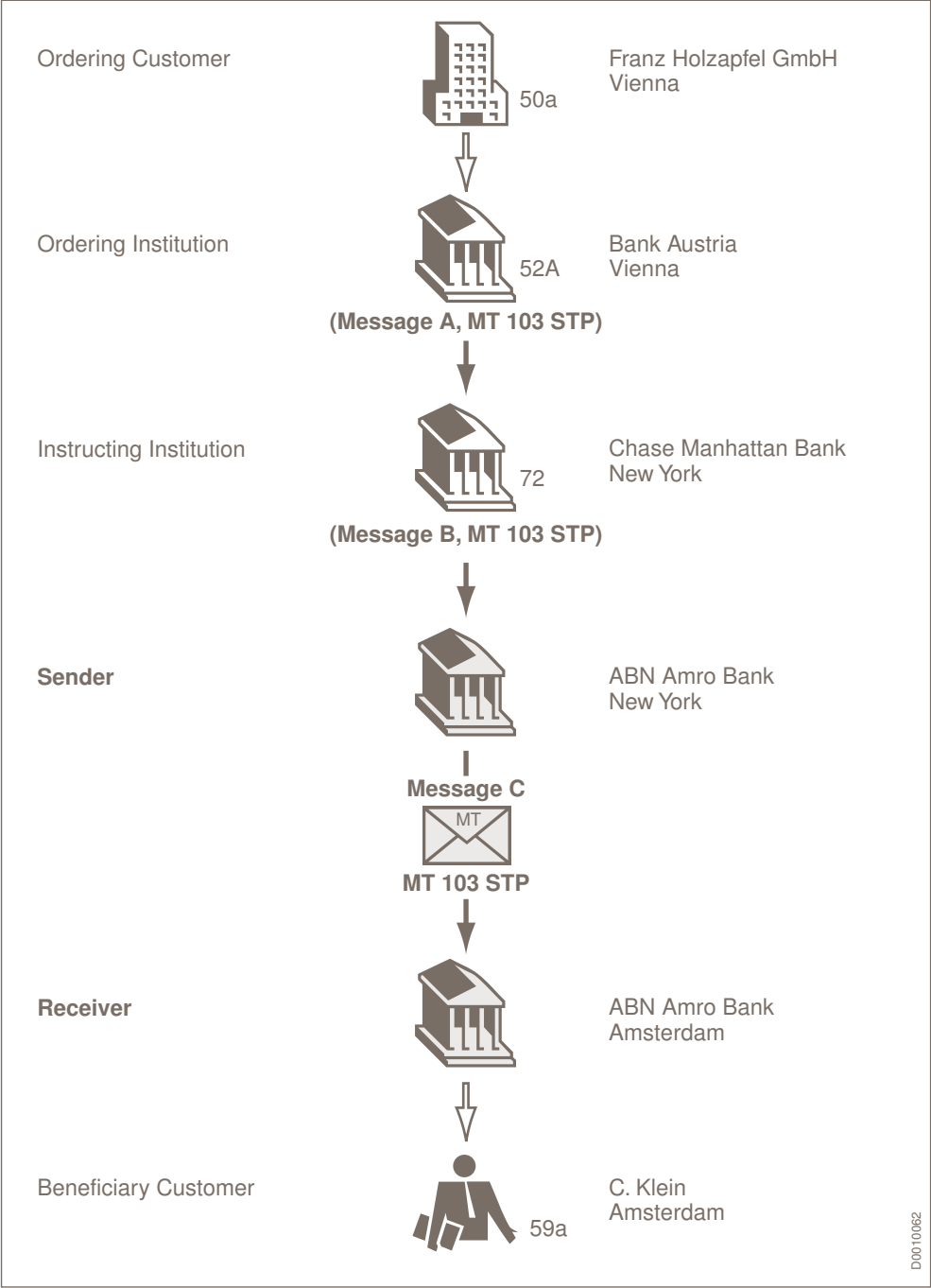
Explanation	Format
Sender	CHASUS33
Message Type	103
Receiver	ABNAUS33

Explanation	Format
Validation Flag	119:STP
Unique End-to-end Transaction Reference <sup>(1)</sup>	121:1ec29371-f3ff-4a3f-a1bc-643d5a7c0bd0
Message text	
Sender's Reference	:20:52285724
Bank Operation Code	:23B:CRED
Value Date, Currency, Interbank Settled Amount	:32A:090828USD1111,50
Currency, Instructed Amount	:33B:USD1121,50
Ordering Customer	:50F:/942267890 1/Franz Holzappel GmbH 2/Gelbstrasse, 13 3/AT/Vienna
Ordering Institution <sup>(2)</sup>	:52A:BKAUATWW
Account With Institution <sup>(3)</sup>	:57A:ABNANL2A
Beneficiary Customer	:59F:/723491524 1/C. Klein 2/Bloemengracht 15 3/NL/Amsterdam
Details of Charges	:71A:SHA
Sender's Charges	:71F:USD10,
End of message text/trailer	

- (1) The Unique End-to-end Transaction Reference (UETR) of the received MT 103 STP must be passed on, unchanged, in the next message in the transaction chain.
- (2) The Sender of the initial MT 103 STP is Bank Austria, Vienna, which is the ordering institution in all subsequent messages.
- (3) ABN Amro Bank, Amsterdam, will receive the funds from the Receiver of this message, its New York office, for credit to the beneficiary's account.

Message C 3rd SWIFT MT 103 STP (or its equivalent domestic clearing message)

Information Flow



SWIFT Message, MT 103 STP

Explanation	Format
Sender	ABNAUS33
Message Type	103

Explanation	Format
Receiver	ABNANL2A
Validation Flag	119:STP
Unique End-to-end Transaction Reference <sup>(1)</sup>	121:1ec29371-f3ff-4a3f-a1bc-643d5a7c0bd0
Message text	
Sender's Reference	:20:5387354
Bank Operation Code	:23B:CRED
Value Date, Currency, Interbank Settled Amount	:32A:090828USD1101,50
Currency, Instructed Amount	:33B:USD1121,50
Ordering Customer	:50F:/942267890 1/Franz Holzapfel GmbH 2/Gelbstrasse, 13 3/AT/VIENNA
Ordering institution <sup>(2)</sup>	:52A:BKAUATWW
Beneficiary Customer	:59F:/723491524 1/C. Klein 2/Bloemengracht 15 3/NL/AMSTERDAM
Details of Charges	:71A:SHA
Sender's charges	:71F:USD10,
Sender's Charges	:71F:USD10,
Sender to Receiver Information	:72:/INS/CHASUS33
End of message text/trailer	

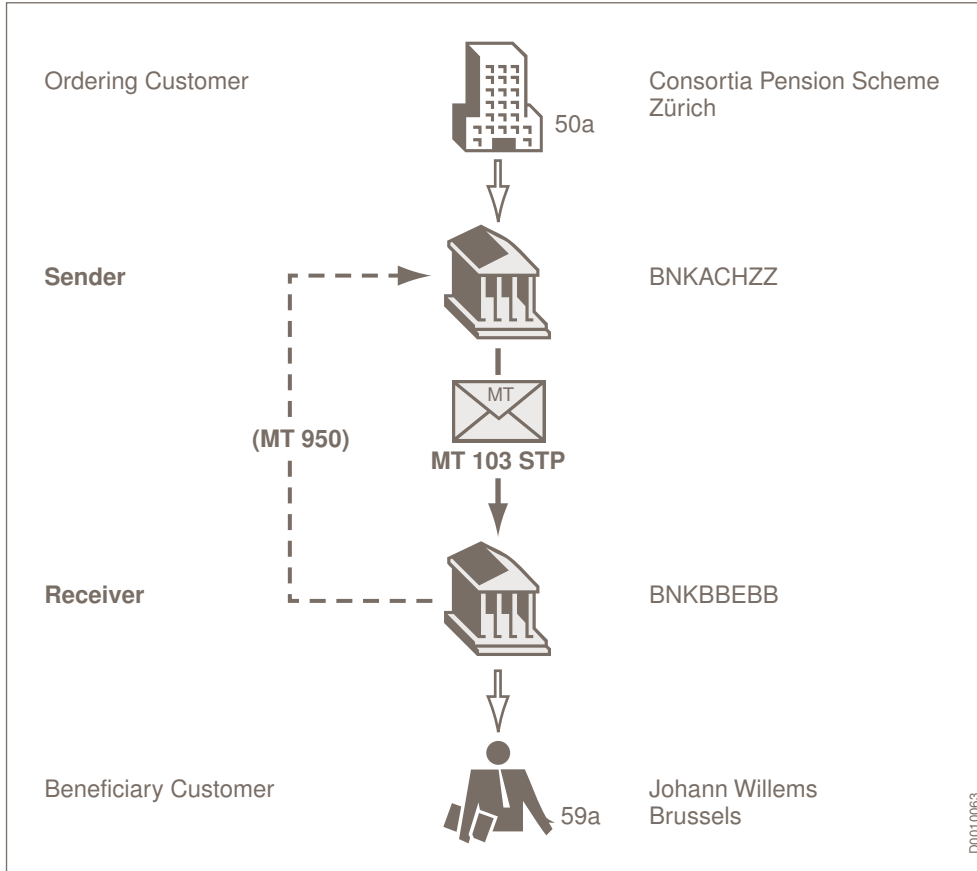
- (1) The Unique End-to-end Transaction Reference (UETR) of the received MT 103 STP must be passed on, unchanged in field 121 of the next message in the transaction chain.
- (2) The Sender of the initial MT 103 STP is Bank Austria, Vienna, which is the ordering institution in all subsequent messages.

## Example 5: Customer Transfer with Currency Conversion

### Narrative

Consortia Pension Scheme, a corporate in Zürich requests its bank (BNKACHZZ) to execute a pension payment in Swiss Francs. The beneficiary has his account, 429-5470572-63, with the Belgian correspondent of BNKACHZZ.

## Information Flow



## SWIFT Message, MT 103 STP

Explanation	Format
Sender	BNKACHZZ
Message Type	103
Receiver	BNKBBEBB
Validation Flag	119:STP
Unique End-to-end Transaction Reference	121:3ab20386-b3ed-4dd2-beb5-facd52ef3ede
Message text	
Sender's Reference	:20:5362/MPB
Bank Operation Code	:23B:CRED
Value Date, Currency, Interbank Settled Amount	:32A:090828EUR1244,47
Currency, Instructed Amount	:33B:CHF2000,
Exchange Rate	:36:0,619735

Explanation	Format
Ordering Customer	:50K:/12345789549 CONSORTIA PENSION SCHEME FRIEDRICHSTRASSE, 27 8022-ZURICH
Beneficiary Customer	:59:/BE68001161685134 JOHANN WILLEMS RUE JOSEPH II, 19 1040 BRUSSELS
Details of Charges	:71A:OUR
Receiver's Charges	:71G:EUR5,
End of message text/trailer	

In the statement message sent by BNKBBEBB to its Swiss correspondent, the settlement amount as specified in field 32A and the Sender's reference specified in field 20 will be quoted in the appropriate statement line. For the example given this would result in the following MT 950:

**SWIFT Message, MT 950**

Explanation	Format
Sender	BNKBBEBB
Message Type	950
Receiver	BNKACHZZ
Message text	
Transaction Reference Number	:20:112734
Account Identification	:25:415370412218
Statement Number	:28C:102/1
Opening Balance	:60F:C090827EUR100000,
Statement Line	:61:090828D1244,47S1035362/MPB//1234T
Closing Balance	:62F:C090828EUR98755,53
End of message text/trailer	

## MT 103 STP Example for the MT 103 STP, used in a Service Level Agreement

In the following examples both the Sender and the Receiver agreed to exchange payment messages under a SWIFT Service Level.



The message available for this group of users has the following layout for both the Standard and SWIFTPay Service Level:

### MT 103 STP Single Customer Credit Transfer

Status	Tag	Field Name	Content/Options	No.
----->				
M	20	Sender's Reference	16x	1
----->				
O	13C	Time Indication	/8c/4!n1!x4!n	2
-----				
M	23B	Bank Operation Code	SSTD or SPAY	3
----->				
O	23E	Instruction Code	4!c	4
-----				
O	26T	Transaction Type Code	3!a	5
M	32A	Value Date, Currency, Interbank Settled Amount	6!n3!a15d	6
O	33B	Currency, Instructed Amount	3!a15d	7
O	36	Exchange Rate	12d	8
M	50a	Ordering Customer	A or K	9
O	52A	Ordering Institution	[/1!a]/[34x]<crLf>4!a2!a2!c[3!c]	10
O	53a	Sender's Correspondent	A or B	11
O	54A	Receiver's Correspondent	[/1!a]/[34x]<crLf>4!a2!a2!c[3!c]	12
O	55A	Third Reimbursement Institution	[/1!a]/[34x]<crLf>4!a2!a2!c[3!c]	13
O	56A	Intermediary Institution	[/1!a]/[34x]<crLf>4!a2!a2!c[3!c]	14
O	57A	Account With Institution	[/1!a]/[34x]<crLf>4!a2!a2!c[3!c]	15
M	59a	Beneficiary Customer	No letter option, A, or F	16
O	70	Remittance Information	4*35x	17
M	71A	Details of Charges	3!a	18
----->				
O	71F	Sender's Charges	3!a15d	19

Status	Tag	Field Name	Content/Options	No.
-----				
O	71G	Receiver's Charges	3!a15d	20
O	72	Sender to Receiver Information	6*35x	21
O	77B	Regulatory Reporting	3*35x	22

The message available for this group has the following layout for the Priority Service Level:

### MT 103 STP Single Customer Credit Transfer

Status	Tag	Field Name	Content/Options	No.
M	20	Sender's Reference	16x	1
----->				
O	13C	Time Indication	/8c/4!n1!x4!n	2
-----				
M	23B	Bank Operation Code	SPRI	3
----->				
O	23E	Instruction Code	4!c	4
-----				
O	26T	Transaction Type Code	3!a	5
M	32A	Value Date, Currency, Interbank Settled Amount	6!n3!a15d	6
O	33B	Currency/Instructed Amount	3!a15d	7
O	36	Exchange Rate	12d	8
M	50a	Ordering Customer	A or K	9
O	52A	Ordering Institution	[/1!a]/[34x]<crLf>4!a2!a2!c[3!c]	10
O	53a	Sender's Correspondent	A or B	11
O	54A	Receiver's Correspondent	[/1!a]/[34x]<crLf>4!a2!a2!c[3!c]	12
O	55A	Third Reimbursement Institution	[/1!a]/[34x]<crLf>4!a2!a2!c[3!c]	13
O	56A	Intermediary Institution	[/1!a]/[34x]<crLf>4!a2!a2!c[3!c]	14
O	57A	Account With Institution	[/1!a]/[34x]<crLf>4!a2!a2!c[3!c]	15

Status	Tag	Field Name	Content/Options	No.
M	59a	Beneficiary Customer	No letter option, A, or F	16
O	70	Remittance Information	4*35x	17
M	71A	Details of Charges	3!a	18
----->				
O	71F	Sender's Charges	3!a15d	19
-----				
O	71G	Receiver's Charges	3!a15d	20
O	72	Sender to Receiver Information	6*35x	21
O	77B	Regulatory Reporting	3*35x	22

## Example 1: Single Customer Credit Transfer With Reimbursement Through Several Institutions

### Narrative

Value August 28, 2009, Franz Holzapfel G.m.b.H. orders Bank Austria, Vienna, to pay US Dollars 1,121.50 to C. Klein, Bloemengracht 15, Amsterdam, whose account number 72 34 91 524 is with ABN Amro Bank, Amsterdam.

Bank Austria uses reference 394882.

In this example, the MT 103 STP will be sent to the party closest to the beneficiary, through several reimbursement institutions. It would also be possible to send the MT 103 STP to the next party in the transfer.

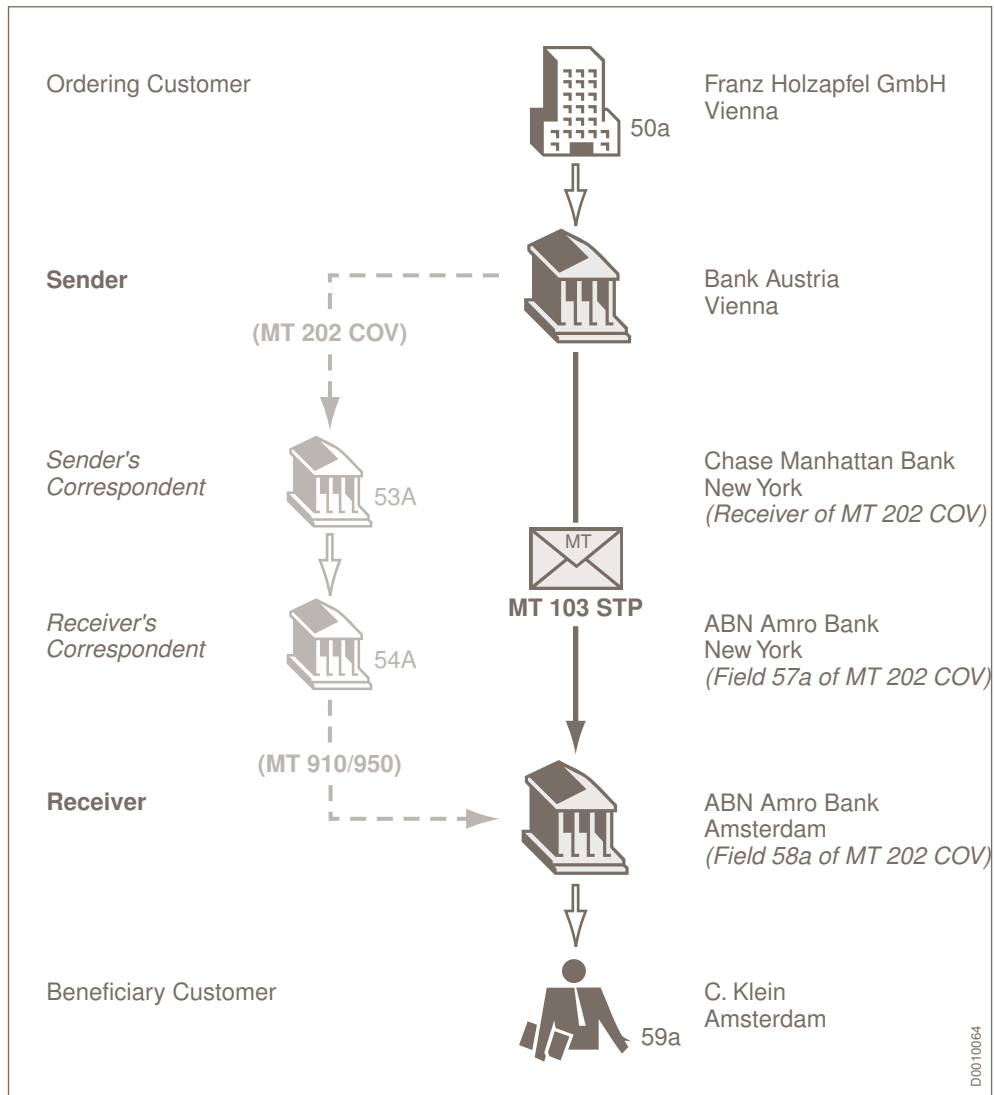
**Note** *The alternative selected is dependent on correspondent relationships and financial practice in the countries involved.*

### SWIFT MT 103 STP to the Party Closest to the Beneficiary

Bank Austria sends the following messages:

1. A customer transfer to ABN Amro Bank, Amsterdam.
2. A cover message for the US dollar payment, which is provided through Chase Manhattan Bank, New York, to ABN Amro Bank, New York.

BKAUATWW agreed on the Standard Service Level, as did its Dutch correspondent ABNANL2A.

**Information Flow****SWIFT Message, MT 103 STP**

Explanation	Format
Sender	BKAUATWW
Message Type	103
Receiver	ABNANL2A
Validation Flag	119:STP
Unique End-to-end Transaction Reference	121:e17c9562-746b-4620-a6f2-6c60ebcdd2d6
Message text	
Sender's Reference	:20:394882

Explanation	Format
Bank Operation Code	:23B:SSTD
Value Date, Currency, Interbank Settled Amount	:32A:090828USD1121,50
Currency, Instructed Amount	:33B:USD1121,50
Ordering Customer	:50F:/942267890 1/FРАНZ HOLZAPFEL GMBH 2/GELBSTRASSE, 13 3/AT/VIENNA
Sender's Correspondent <sup>(1)</sup>	:53A:CHASUS33
Receiver's Correspondent <sup>(2)</sup>	:54A:ABNAUS33
Beneficiary Customer	:59F:/NL57723491524 1/C. KLEIN 2/BLOEMENGRACHT 15 3/NL/AMSTERDAM
Details of Charges	:71A:SHA
End of message text/trailer	

- (1) Field 53A indicates the institution which is to provide the funds to the Receiver on behalf of the Sender.  
(2) Field 54A is the receiver's correspondent - the institution which will receive the funds on behalf of the Receiver.

# MT 104 Direct Debit and Request for Debit Transfer Message

**Note**      *The use of this message type requires Message User Group (MUG) registration(s).*

## MT 104 Scope

The MT 104 is used to convey customer direct debit instructions and can be:

- sent by a non-financial institution account owner, or a party authorised by the account owner, to a financial institution to request the direct debit of the debtor's account with the receiver or with another financial institution, and subsequently to credit the creditor's account maintained by the receiver or one of its branches.
- sent by the creditor's bank, or another financial institution, to the debtor's bank, or another financial institution, on behalf of the creditor/instructing party to order the debit of the debtor's account and to collect payment from this account.
- sent by a non-financial institution account owner, or a party authorised by the account owner, to a forwarding financial institution to request the direct debit of the debtor's account and subsequently to credit the creditor's account serviced by a financial institution in another country.
- sent between two financial institutions on behalf of a creditor/instructing party to request the direct debit of the debtor's account in the Receiver's country and subsequently to credit the creditor's account maintained by the Receiver or one of its branches.

For use of messages in the corporate to bank environment, see the MT message implementation guide for corporate customers available on [www.swift.com](http://www.swift.com).

## MT 104 Format Specifications

The MT 104 consists of three sequences:

- Sequence A General Information is a single occurrence mandatory sequence and contains information to be applied to all individual transactions detailed in sequence B.
- Sequence B Transaction Details is a repetitive mandatory sequence; each occurrence provides details of one individual transaction.
- Sequence C Settlement Details is a single occurrence optional sequence. When the message is used as a Request for Direct Debit message, this sequence is not used. When the message is used as a Direct Debit message, this sequence is mandatory and provides further settlement information for all transactions mentioned in sequence B.

### MT 104 Direct Debit and Request for Debit Transfer Message

Status	Tag	Field Name	Content/Options	No.
<b>Mandatory Sequence A General Information</b>				
M	20	Sender's Reference	16x	<a href="#">1</a>
O	21R	Customer Specified Reference	16x	<a href="#">2</a>
O	23E	Instruction Code	4!c[/30x]	<a href="#">3</a>

Status	Tag	Field Name	Content/Options	No.
O	21E	Registration Reference	35x	<a href="#">4</a>
M	30	Requested Execution Date	6!n	<a href="#">5</a>
O	51A	Sending Institution	[/1!a]/[34x]<crLf>4!a2!a2!c[3!c]	<a href="#">6</a>
O	50a	Instructing Party	C or L	<a href="#">7</a>
O	50a	Creditor	A or K	<a href="#">8</a>
O	52a	Creditor's Bank	A, C, or D	<a href="#">9</a>
O	26T	Transaction Type Code	3!c	<a href="#">10</a>
O	77B	Regulatory Reporting	3*35x	<a href="#">11</a>
O	71A	Details of Charges	3!a	<a href="#">12</a>
O	72	Sender to Receiver Information	6*35x	<a href="#">13</a>
<b>End of Sequence A General Information</b>				
<b>-----&gt; Mandatory Repetitive Sequence B Transaction Details</b>				
M	21	Transaction Reference	16x	<a href="#">14</a>
O	23E	Instruction Code	4!c[/30x]	<a href="#">15</a>
O	21C	Mandate Reference	35x	<a href="#">16</a>
O	21D	Direct Debit Reference	35x	<a href="#">17</a>
O	21E	Registration Reference	35x	<a href="#">18</a>
M	32B	Currency and Transaction Amount	3!a15d	<a href="#">19</a>
O	50a	Instructing Party	C or L	<a href="#">20</a>
O	50a	Creditor	A or K	<a href="#">21</a>
O	52a	Creditor's Bank	A, C, or D	<a href="#">22</a>
O	57a	Debtor's Bank	A, C, or D	<a href="#">23</a>
M	59a	Debtor	No letter option or A	<a href="#">24</a>
O	70	Remittance Information	4*35x	<a href="#">25</a>
O	26T	Transaction Type Code	3!c	<a href="#">26</a>
O	77B	Regulatory Reporting	3*35x	<a href="#">27</a>
O	33B	Currency/Original Ordered Amount	3!a15d	<a href="#">28</a>

Status	Tag	Field Name	Content/Options	No.
O	71A	Details of Charges	3!a	<a href="#">29</a>
O	71F	Sender's Charges	3!a15d	<a href="#">30</a>
O	71G	Receiver's Charges	3!a15d	<a href="#">31</a>
O	36	Exchange Rate	12d	<a href="#">32</a>
<b>-----  End of Sequence B Transaction Details</b>				
<b>Optional Sequence C Settlement Details</b>				
M	32B	Currency and Settlement Amount	3!a15d	<a href="#">33</a>
O	19	Sum of Amounts	17d	<a href="#">34</a>
O	71F	Sum of Sender's Charges	3!a15d	<a href="#">35</a>
O	71G	Sum of Receiver's Charges	3!a15d	<a href="#">36</a>
O	53a	Sender's Correspondent	A or B	<a href="#">37</a>
<b>End of Sequence C Settlement Details</b>				
M = Mandatory, O = Optional - Network Validated Rules may apply				

## MT 104 Network Validated Rules

- C1** If field 23E is present in sequence A and contains RFDD then field 23E must be present in all occurrences of sequence B. If field 23E is present in sequence A and does not contain RFDD then field 23E must not be present in any occurrence of sequence B. If field 23E is not present in sequence A then field 23E must be present in all occurrences of sequence B (Error code(s): *C75*):

Sequence A if field 23E is ...	Sequence B then field 23E is ...
Present and equal to RFDD	Mandatory in all occurrences
Present and not equal to RFDD	Not allowed
Not present	Mandatory in all occurrences

- C2** Field 50a (option A or K), must be present in either sequence A (index 8) or in each occurrence of sequence B (index 21), but must never be present in both sequences, nor be absent from both sequences (Error code(s): *C76*).



Sequence A if field 50a (option A or K) is ...	In every occurrence of sequence B then field 50a (option A or K) is ...
Present	Not allowed
Not present	Mandatory in all occurrences

- C3** When present in sequence A, fields 21E, 26T, 52a, 71A, 77B and 50a (option C or L) must, independently of each other, not be present in any occurrence of sequence B. When present in one or more occurrences of sequence B, fields 21E, 26T, 52a, 71A, 77B and 50a (option C or L) must not be present in sequence A (Error code(s): D73).

Sequence A if field 26T is ...	Sequence B then field 26T is ...
Present	Not allowed
Not present	Optional

Sequence A if field 77B is ...	Sequence B then field 77B is ...
Present	Not allowed
Not present	Optional

Sequence A if field 71A is ...	Sequence B then field 71A is ...
Present	Not allowed
Not present	Optional

Sequence A if field 52a is ...	Sequence B then field 52a is ...
Present	Not allowed
Not present	Optional

Sequence A if field 21E is ...	Sequence B then field 21E is ...
Present	Not allowed
Not present	Optional

Sequence A if field 50a (option C or L) is ...	Sequence B then field 50a (option C or L) is ...
Present	Not allowed
Not present	Optional

- C4** If field 21E is present in sequence A, field 50a (option A or K), must also be present in sequence A. In each occurrence of sequence B, if field 21E is present, then field 50a (option A or K), must also be present in the same occurrence (Error code(s): D77):

Sequence A if field 21E is ...	Sequence A then field 50a (option A or K) is ...
Present	Mandatory
Not present	Optional (See C2)

Sequence B if field 21E is ...	Sequence B then field 50a (option A or K) is ...
Present	Mandatory
Not present	Optional (See C2, C12)

- C5** In sequence A, if field 23E is present and contains RTND then field 72 must be present, in all other cases - that is field 23E not present, or field 23E does not contain RTND - field 72 is not allowed (Error code(s): C82):

Sequence A if field 23E is ...	Sequence A then field 72 is ...
Present and equal to RTND	Mandatory
Present and not equal to RTND	Not allowed
Not present	Not allowed

- C6** If field 71F is present in one or more occurrence of sequence B, then it must also be present in sequence C, and vice-versa (Error code(s): D79).

If field 71G is present in one or more occurrence of sequence B, then it must also be present in sequence C, and vice-versa (Error code(s): D79).

Sequence B if field 71F is ...	Sequence C then field 71F is ...
Present	Mandatory

Sequence B if field 71F is ...	Sequence C then field 71F is ...
Not present	Not allowed

Sequence B if field 71G is ...	Sequence C then field 71G is ...
Present	Mandatory
Not present	Not allowed

- C7** In each occurrence of sequence B, if field 33B is present then the currency code or the amount, or both, must be different between fields 33B and 32B (Error code(s): D21).

Examples:

Valid	Invalid
:32B:USD1, :33B:USD2,	:32B:USD1, :33B:USD0001,
:32B:USD1, :33B:EUR1,	:32B:USD1, :33B:USD1,00
:32B:USD1, :33B:EUR2,	:32B:USD1,00 :33B:USD0001,

- C8** In any occurrence of sequence B, if field 33B is present and the currency codes in fields 32B and 33B are different, then field 36 must be present. Otherwise, field 36 must not be present (Error code(s): D75).
- C9** If sequence C is present and if the amount in field 32B of sequence C is equal to the sum of the amounts of the fields 32B of sequence B, then field 19 must not be present. Otherwise field 19 must be present (Error code(s): D80).
- C10** If field 19 is present in sequence C then it must be equal to the sum of the amounts in all occurrences of field 32B in sequence B (Error code(s): C01).
- C11** The currency code in fields 32B and 71G in sequences B and C must be the same for all occurrences of these fields in the message (Error code(s): C02).
- The currency code in the charges fields 71F (in sequences B and C) must be the same for all occurrences of these fields in the message (Error code(s): C02).

**C12** In sequence A, if field 23E is present and contains RFDD, then:

- in sequence A field 21R is optional
- and in sequence B the fields 21E, 50a (option A or K), 52a, 71F, 71G must not be present
- and sequence C must not be present.

Otherwise, that is, in sequence A field 23E does not contain RFDD or field 23E is not present:

- in sequence A field 21R must not be present
- and in sequence B the fields 21E, 50a (option A or K), 52a, 71F, 71G are optional
- and sequence C must be present.

(Error code(s): C96)

Sequence A if field 23E is ...	Sequence A then field 21R is ...	Sequence B and fields 21E, 50a (option A or K), 52a, 71F and 71G are ...	And sequence C is ...
Present and equal to RFDD	Optional	Not allowed	Not allowed
Present and not equal to RFDD	Not allowed	Optional	Mandatory
Not present	Not allowed	Optional	Mandatory

**C13** If field 23E in sequence A is present and contains RFDD, then field 119 of User Header must be present and contain RFDD. If field 23E in sequence A is not present or does not contain RFDD, then field 119 of User Header must not be present (Error code(s): C94).

Sequence A if field 23E is ...	User Header then field 119 is ...
Present and equal to RFDD	Mandatory and must contain RFDD
Present and not equal to RFDD	Not allowed
Not present	Not allowed

## MT 104 Guidelines

The MT 104 message can be exchanged in two different Message Users Groups (MUGs), depending on the business scenario for which the message is used.

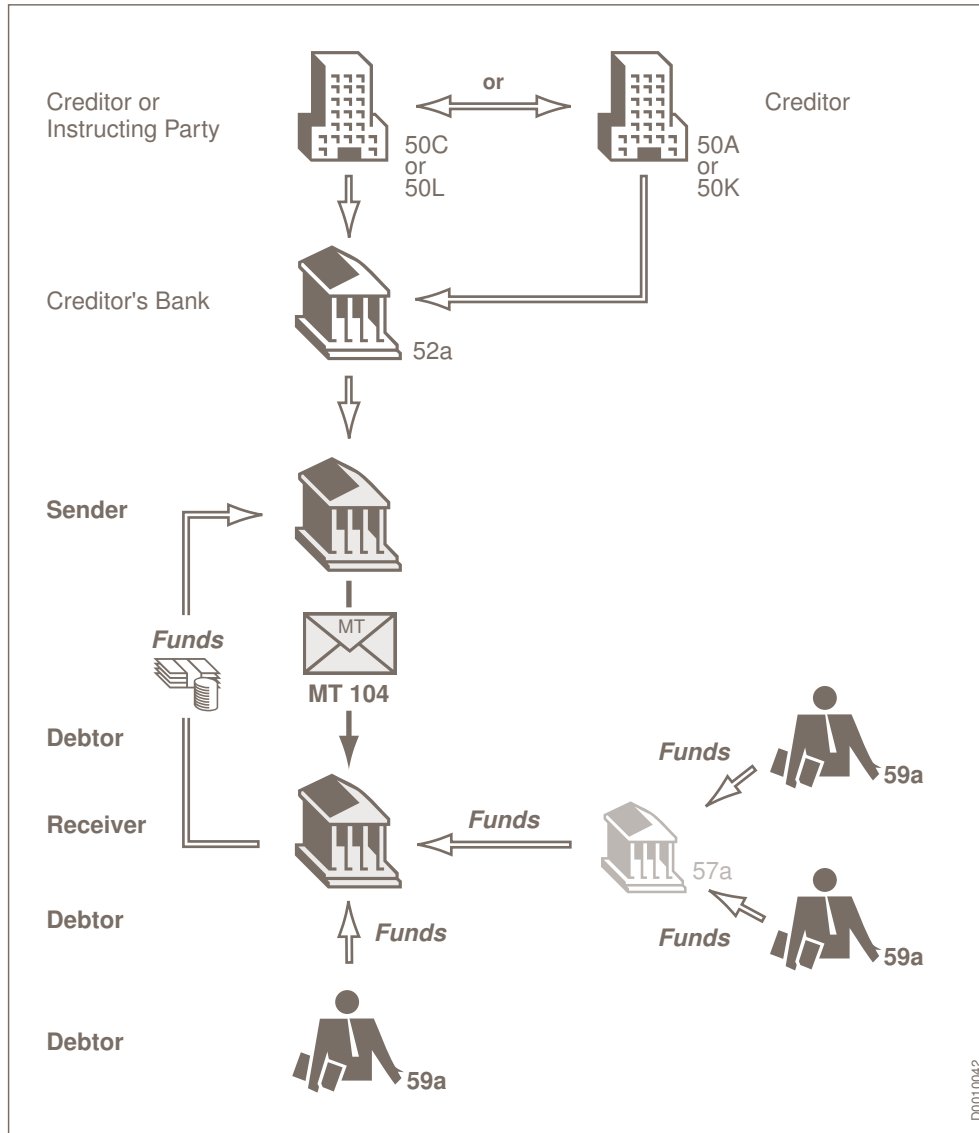
- The Direct Debit MUG, allows its subscribers to exchange Direct Debit instructions via an MT 104; proceeds of the Direct Debits being credited to the Sender's account at the Receiver and ultimately to the Ordering Customer/Instructing Party.
- The Request for Direct Debit MUG allows its subscribers to exchange request for Direct Debit instructions via an MT 104; proceeds of these Direct Debits being directly credited to a customer's account maintained at the Receiver.

Depending on the MUG that is used, certain fields are subject to special validation (see network validated rules and field specifications). They can only be used by the institutions who have registered in the corresponding MUG.

If the Sender has registered in the Request for Direct Debit MUG and wants to send a Request for Direct Debit message, he must set the validation flag -field 119 of the User Header- of the message to "RFDD" which indicates that the message is a Request for Direct Debit.

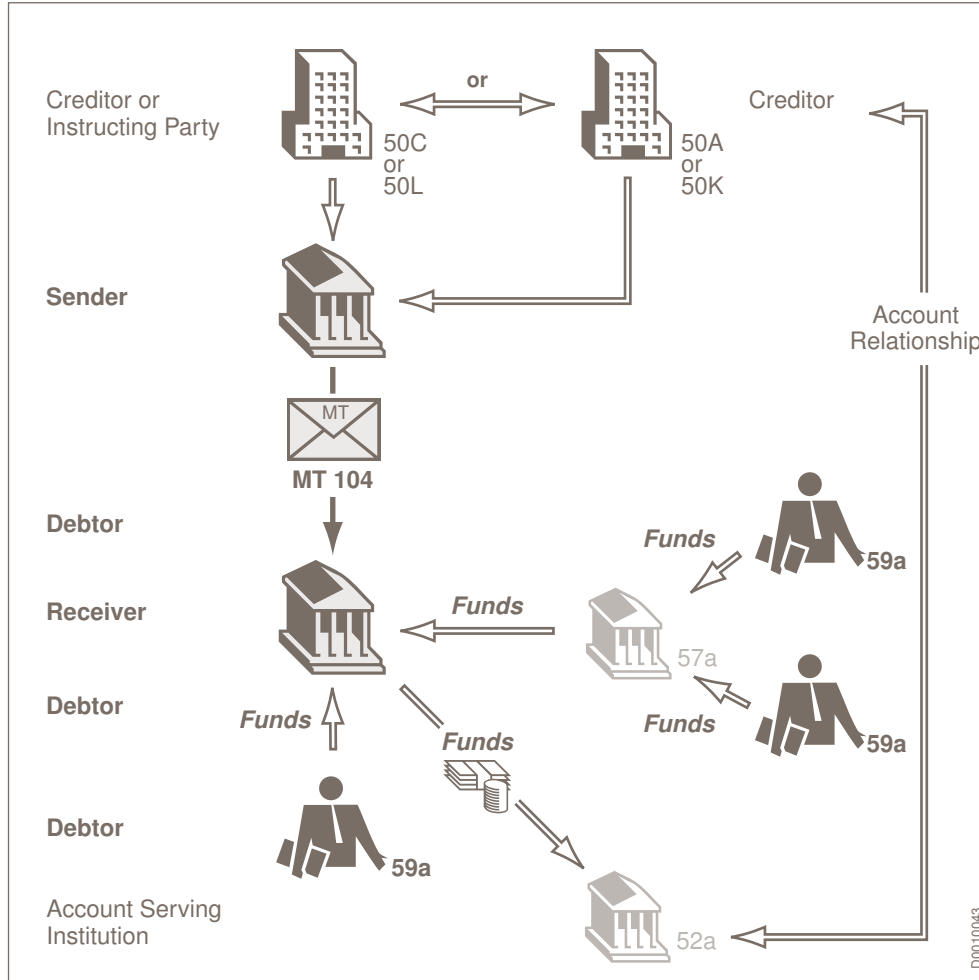
If the Sender has registered in the Direct Debit MUG and wants to send a Direct Debit message, he must not use the validation flag -field 119 of the User Header- of the message.

### The MT 104 under the "Direct Debit Order" MUG



In this scenario there can be one or several instructing parties and one or several ordering customers ordering direct debits to be processed in the receiving country with a repatriation of funds on sending bank's account and then on the creditor's account.

### The MT 104 under the "Request for Direct Debit" MUG



The parties mentioned in the chain are not necessarily different entities. The first column of the table below shows the parties that can be omitted in an MT 104. The second column specifies the party which assumes the role of the party in the first column, when it is not present:

If the following party is missing ...	Their function is assumed by ...
Creditor's bank (field 52a)	Sender (S) in the Direct Debit scenario Receiver (R) in the Request for Direct Debit
Instructing Party (field 50C or 50L)	Creditor (field 50A or 50K)
Debtor's bank (field 57a)	Receiver (R)

The use of the MT 104 is subject to bilateral/multilateral agreements between the Sender and the Receiver. Amongst other things, these bilateral agreements cover information about transaction amount limits and definitions of direct debit schemes. The MT 104 Checklist at the end of this chapter is recommended as a guide for institutions in the setup of their agreements.

# MT 104 Field Specifications

## MT 104 - 1. Field 20: Sender's Reference

### Format

16x

### Presence

Mandatory in mandatory sequence A

### Definition

This field specifies the reference assigned by the Sender to unambiguously identify the message.

### Network Validated Rules

This field must not start or end with a slash '/' and must not contain two consecutive slashes '/' (Error code(s): T26).

### Usage Rules

This field must be unique for each message and is part of the file identification and transaction identification which is used in case of queries, cancellations, etc.

## MT 104 - 2. Field 21R: Customer Specified Reference

### Format

Option R 16x

### Presence

Conditional (see rule C12) in mandatory sequence A

### Definition

This field specifies the reference to the entire message assigned by either the:

- instructing party, when present or
- ordering customer, when the instructing party is not present.

### Network Validated Rules

This field must not start or end with a slash '/' and must not contain two consecutive slashes '/' (Error code(s): T26).

## MT 104 - 3. Field 23E: Instruction Code

### Format

Option E 4!c[/30x] (Type) (Additional Information)

**Presence**

Optional (referenced in rules C1, C5, C12, and C13) in mandatory sequence A

**Definition**

This field identifies the type of the direct debit instructions contained in the message.

**Codes**

Type must contain one of the following codes (Error code(s): T47):

AUTH	Pre-authorised direct debit	This message contains pre-authorised direct debit instructions to be processed according to the terms and conditions of the direct debit contract and/or mandate.
NAUT	Non pre-authorised	This message contains non pre-authorised direct debit instructions.
OTHR	Other	Used for bilaterally agreed codes/information. The actual bilateral code/information will be specified in the second subfield.
RFDD	Request for Direct Debit	This message contains request for direct debit instructions.
RTND	Returned	A previously sent MT 104 is being returned, that is, rejected, reversed or revoked.

**Network Validated Rules**

The narrative second subfield can only be used in combination with OTHR (Error code(s): D81).

## MT 104 - 4. Field 21E: Registration Reference

**Format**

Option E 35x

**Presence**

Conditional (see rule C3, also referenced in rule C4) in mandatory sequence A

**Definition**

This field contains the registration reference authorising a creditor to take part in a direct debit scheme.

## MT 104 - 5. Field 30: Requested Execution Date

**Format**

6!n (Date)

**Presence**

Mandatory in mandatory sequence A



**Definition**

This field specifies the requested execution date valid for all transactions contained in the MT 104. The requested execution date is the date on which the Sender requests the Receiver to execute all transactions contained in sequence B.

**Network Validated Rules**

Date must be a valid date expressed as YYMMDD (Error code(s): T50).

## MT 104 - 6. Field 51A: Sending Institution

**Format**

Option A	[/1!a] [/34x]	(Party Identifier)
	4!a2!a2!c[3!c]	(Identifier Code)

**Presence**

Optional in mandatory sequence A

**Definition**

This field identifies the Sender of the message.

**Network Validated Rules**

Field 51A is only valid in FileAct (Error code(s): D63).

**Usage Rules**

At least the first eight characters of the financial institution BIC in this field must be identical to the originator of this FileAct message.

The content of field 20 Sender's reference together with the content of this field provides the file identification which is to be used in the case of queries, cancellations, etc.

## MT 104 - 7. Field 50a: Instructing Party

**Format**

Option C	4!a2!a2!c[3!c]	(Identifier Code)
Option L	35x	(Party Identifier)

**Presence**

Conditional (see rule C3) in mandatory sequence A

**Definition**

This field specifies the customer which is authorised by the creditor/account servicing institution to order all the transactions in the message.

**Network Validated Rules**

Identifier Code must be a registered BIC (Error code(s): T27, T28, T29, T45).

**Usage Rules**

This field must only be used when the instructing party is not also the creditor.

**MT 104 - 8. Field 50a: Creditor****Format**

Option A	[/34x] 4!a2!a2!c[3!c]	(Account) (Identifier Code)
Option K	[/34x] 4*35x	(Account) (Name and Address)

**Presence**

Conditional (see rules C2 and C4) in mandatory sequence A

**Definition**

This field specifies the creditor whose account is to be credited with all transactions in sequence B. In case the MT 104 is used under the request for Direct Debit scenario, this account is held at the Receiver. In all other cases, the account is maintained at the Sender or the account servicing institution specified in field 52a.

**Network Validated Rules**

Identifier Code must be a registered BIC (Error code(s): T27, T28, T29, T45).

**Usage Rules**

At a minimum, the name or BIC of the creditor must be present. Under the Request for Direct Debit scenario, Account is mandatory.

**MT 104 - 9. Field 52a: Creditor's Bank****Format**

Option A	[/1!a][/34x] 4!a2!a2!c[3!c]	(Party Identifier) (Identifier Code)
Option C	/34x	(Party Identifier)
Option D	[/1!a][/34x] 4*35x	(Party Identifier) (Name and Address)

**Presence**

Conditional (see rule C3) in mandatory sequence A

**Definition**

This field specifies the creditor's bank, even if field 50A or 50K contain an IBAN, which orders all transactions in the message.

**Codes**

In option A, Party Identifier may be used to indicate a national clearing system code.

The following codes may be used, preceded by a double slash '//':

AT	5!n	Austrian Bankleitzahl
AU	6!n	Australian Bank State Branch (BSB) Code
BL	8!n	German Bankleitzahl
CC	9!n	Canadian Payments Association Payment Routing Number
CN	12..14n	China National Advanced Payment System (CNAPS) Code
ES	8..9n	Spanish Domestic Interbanking Code
FW	without 9 digit code	Pay by Fedwire
GR	7!n	HEBIC (Hellenic Bank Identification Code)
HK	3!n	Bank Code of Hong Kong
IE	6!n	Irish National Clearing Code (NSC)
IN	11!c	Indian Financial System Code (IFSC)
IT	10!n	Italian Domestic Identification Code
PL	8!n	Polish National Clearing Code (KNR)
PT	8!n	Portuguese National Clearing Code
SC	6!n	UK Domestic Sort Code

## Codes

In option C or D, Party Identifier may be used to indicate a national clearing system code.

The following codes may be used, preceded by a double slash '//':

AT	5!n	Austrian Bankleitzahl
AU	6!n	Australian Bank State Branch (BSB) Code
BL	8!n	German Bankleitzahl
CC	9!n	Canadian Payments Association Payment Routing Number
CH	6!n	CHIPS Universal Identifier
CN	12..14n	China National Advanced Payment System (CNAPS) Code
CP	4!n	CHIPS Participant Identifier
ES	8..9n	Spanish Domestic Interbanking Code
FW	9!n	Fedwire Routing Number

GR	7!n	HEBIC (Hellenic Bank Identification Code)
HK	3!n	Bank Code of Hong Kong
IE	6!n	Irish National Clearing Code (NSC)
IN	11!c	Indian Financial System Code (IFSC)
IT	10!n	Italian Domestic Identification Code
PL	8!n	Polish National Clearing Code (KNR)
PT	8!n	Portuguese National Clearing Code
RU	9!n	Russian Central Bank Identification Code
SC	6!n	UK Domestic Sort Code
SW	3..5n	Swiss Clearing Code (BC code)
SW	6!n	Swiss Clearing Code (SIC code)

**Network Validated Rules**

Identifier Code must be a registered financial institution BIC (Error code(s): T27, T28, T29, T45).

Identifier Code must be a financial institution BIC. This error code applies to all types of BICs referenced in a FIN message including connected BICs, non-connected BICs, Masters, Synonyms, Live destinations and Test & Training destinations (Error code(s): C05).

**Usage Rules**

Option A is the preferred option.

If the creditor's bank cannot be identified by a financial institution BIC, option C should be used containing a 2!a clearing system code preceded by a double '/'.

Option D must only be used when there is a need to be able to specify a name and address, for example, due to regulatory considerations.

**MT 104 - 10. Field 26T: Transaction Type Code****Format**

Option T                      3!c                      (Type)

**Presence**

Conditional (see rule C3) in mandatory sequence A

**Definition**

This field identifies the nature of, purpose of, and/or reason for all transactions in the message, for example, invoices, subscriptions, instalment payments.

### Usage Rules

The information given is intended both for regulatory and statutory requirements and to provide information to the debtor on the nature of the transaction.

Codes must be agreed upon bilaterally.

## MT 104 - 11. Field 77B: Regulatory Reporting

### Format

Option B                      3\*35x                      (Narrative)

In addition to narrative text, structured text with the following line formats may be used:

Line 1	/8a/2!a[//additional information]	(Code) (Country Code) (Narrative)
Lines 2-3	[//continuation of additional information]	(Narrative)

### Presence

Conditional (see rule C3) in mandatory sequence A

### Definition

This field specifies the codes for the statutory and/or regulatory information required by the authorities in the country of the Receiver and/or the Sender.

### Codes

When the residence of either the creditor or the debtor is to be identified, one of the following codes may be used in Code, placed between slashes ("/"):

BENEFRES	Residence of the debtor.
ORDERRES	Residence of the creditor.

### Usage Rules

Country Code consists of the ISO country code of the country of residence of the creditor or the debtor.

The information required is covered in the pre-established bilateral agreement between the Sender and the Receiver.

The information specified must not have been explicitly conveyed in another field.

## MT 104 - 12. Field 71A: Details of Charges

### Format

Option A                      3!a                      (Code)

**Presence**

Conditional (see rule C3) in mandatory sequence A

**Definition**

This field specifies which party will bear the charges:

- under the Direct Debit scenario, for all transactions in the message.
- under the Request for Direct Debit scenario, for all subsequent direct debits contained in the message.

**Codes**

One of the following codes must be used (Error code(s): T08):

BEN	Debtor	All transaction charges are to be borne by the debtor.
OUR	Our customer charged	All transaction charges are to be borne by the creditor.
SHA	Shared charges	Under the Direct Debit scenario, the following definition applies: Transaction charges on the Sender's side are to be borne by the creditor, transaction charges on the Receiver's side are to be borne by the debtor. The Sender and the Receiver should be understood as the Sender and the Receiver of the MT 104. Under the Request for Direct Debit scenario, the following definition applies: All transaction charges other than the charges of the Receiver servicing the creditor's account are borne by the debtor. Receiver should be understood as Receiver of the MT 104 (RFDD).

## MT 104 - 13. Field 72: Sender to Receiver Information

**Format**

6\*35x (Narrative Structured Format)

The following line formats must be used:

Line 1	/8c/[additional information]	(Code) (Narrative)
Lines 2-6	[[//continuation of additional information] or [/8c/[additional information]]	(Narrative) or (Code) (Narrative)

**Presence**

Conditional (see rule C5) in mandatory sequence A

**Definition**

This field specifies additional information for the Receiver, that is, Sender of the original message regarding the reason for a return, that is, reversal, rejection or revocal.

**Codes**

The following codes must be used in this field in the first position of the first line (Code), placed between slashes (/) (Error code(s): D82):

REJT	Rejected	Instruction rejected.
RETN	Return	Return.

**Network Validated Rules**

It is mandatory to follow the *Payments Reject/Return Guidelines* described in the [Standards MT Usage Guidelines](#) (Error code(s): T80).

**Usage Rules**

The Reject/Return mechanism is used to reject or return all the transactions within the MT 104 message due to for example non-compliance with the domestic scheme requirements. For rejects or returns of a single transaction within the MT 104 (that is, sequence B), the MT 195 should be used as per the [Standards MT Usage Guidelines](#).

**MT 104 - 14. Field 21: Transaction Reference****Format**

16x

**Presence**

Mandatory in mandatory sequence B

**Definition**

This field contains the unique reference for the individual transaction.

**Network Validated Rules**

This field must not start or end with a slash '/' and must not contain two consecutive slashes '/' (Error code(s): T26).

**Usage Rules**

In related transactions the Sender's reference together with the content of this field provides the transaction identification. This reference must be unique within one single message.

**MT 104 - 15. Field 23E: Instruction Code****Format**

Option E      4!c[/30x]      (Type) (Additional Information)

**Presence**

Conditional (see rule C1) in mandatory sequence B

**Definition**

This field identifies or further specifies the type of direct debit instruction in the same occurrence of sequence B.

## Codes

Type must contain one of the following codes (Error code(s): T47):

AUTH	Pre-authorised direct debit	This message contains pre-authorised direct debit instructions to be processed according to the terms and conditions of the direct debit contract and/or mandate.
NAUT	Non pre-authorised	This occurrence of sequence B contains a non pre-authorised direct debit instruction.
OTHR	Other	Used for bilaterally agreed codes/information. The actual bilateral code/information will be specified in the second subfield.

## Network Validated Rules

The narrative second subfield can only be used in combination with OTHR (Error code(s): D81).

# MT 104 - 16. Field 21C: Mandate Reference

## Format

Option C 35x

## Presence

Optional in mandatory sequence B

## Definition

This field contains the reference of the direct debit mandate which has been agreed upon between the creditor and the debtor.

# MT 104 - 17. Field 21D: Direct Debit Reference

## Format

Option D 35x

## Presence

Optional in mandatory sequence B

## Definition

This field further identifies the direct debit transaction.

# MT 104 - 18. Field 21E: Registration Reference

## Format

Option E 35x



**Presence**

Conditional (see rules C3 and C12, also referenced in rule C4) in mandatory sequence B

**Definition**

This field contains the registration reference authorising a creditor to take part in a direct debit scheme.

**MT 104 - 19. Field 32B: Currency and Transaction Amount****Format**

Option B	3!a15d	(Currency) (Amount)
----------	--------	---------------------

**Presence**

Mandatory (referenced in rules C7, C8, C9, C10, and C11) in mandatory sequence B

**Definition**

This field specifies the currency and the amount to be debited from the debtor's account, subject to addition of charges if field 71A equals BEN or SHA. The debtor's account is identified in field 59a of the same occurrence of sequence B.

**Network Validated Rules**

Currency must be a valid ISO 4217 currency code (Error code(s): T52).

The integer part of Amount must contain at least one digit. A decimal comma is mandatory and is included in the maximum length. The number of digits following the comma must not exceed the maximum number allowed for the specified currency (Error code(s): C03, T40, T43).

**MT 104 - 20. Field 50a: Instructing Party****Format**

Option C	4!a2!a2!c[3!c]	(Identifier Code)
Option L	35x	(Party Identifier)

**Presence**

Conditional (see rule C3) in mandatory sequence B

**Definition**

This field specifies the customer which is authorised by the creditor/account servicing institution to order the direct debit transaction in this particular occurrence of sequence B.

**Network Validated Rules**

Identifier Code must be a registered BIC (Error code(s): T27, T28, T29, T45).

**Usage Rules**

This field must only be used when the instructing party is not also the ordering customer.

## MT 104 - 21. Field 50a: Creditor

### Format

Option A	[/34x] 4!a2!a2!c[3!c]	(Account) (Identifier Code)
Option K	[/34x] 4*35x	(Account) (Name and Address)

### Presence

Conditional (see rules C2, C4, and C12) in mandatory sequence B

### Definition

This field specifies the creditor whose account is to be credited with the direct debit transaction in this particular occurrence of sequence B.

### Network Validated Rules

Identifier Code must be a registered BIC (Error code(s): T27, T28, T29, T45).

### Usage Rules

At a minimum, the name or BIC of the creditor must be specified.

## MT 104 - 22. Field 52a: Creditor's Bank

### Format

Option A	[/1!a][/34x] 4!a2!a2!c[3!c]	(Party Identifier) (Identifier Code)
Option C	/34x	(Party Identifier)
Option D	[/1!a][/34x] 4*35x	(Party Identifier) (Name and Address)

### Presence

Conditional (see rules C3 and C12) in mandatory sequence B

### Definition

This field specifies the creditor's bank, even if field 50A or 50K contain an IBAN, which orders the transaction in the particular occurrence of sequence B.

### Codes

In option A, Party Identifier may be used to indicate a national clearing system code.

The following codes may be used, preceded by a double slash '//':

AT	5!n	Austrian Bankleitzahl
AU	6!n	Australian Bank State Branch (BSB) Code

BL	8!n	German Bankleitzahl
CC	9!n	Canadian Payments Association Payment Routing Number
CN	12..14n	China National Advanced Payment System (CNAPS) Code
ES	8..9n	Spanish Domestic Interbanking Code
FW	without 9 digit code	Pay by Fedwire
GR	7!n	HEBIC (Hellenic Bank Identification Code)
HK	3!n	Bank Code of Hong Kong
IE	6!n	Irish National Clearing Code (NSC)
IN	11!c	Indian Financial System Code (IFSC)
IT	10!n	Italian Domestic Identification Code
PL	8!n	Polish National Clearing Code (KNR)
PT	8!n	Portuguese National Clearing Code
SC	6!n	UK Domestic Sort Code

**Codes**

In option C or D, Party Identifier may be used to indicate a national clearing system code.

The following codes may be used, preceded by a double slash '//':

AT	5!n	Austrian Bankleitzahl
AU	6!n	Australian Bank State Branch (BSB) Code
BL	8!n	German Bankleitzahl
CC	9!n	Canadian Payments Association Payment Routing Number
CH	6!n	CHIPS Universal Identifier
CN	12..14n	China National Advanced Payment System (CNAPS) Code
CP	4!n	CHIPS Participant Identifier
ES	8..9n	Spanish Domestic Interbanking Code
FW	9!n	Fedwire Routing Number
GR	7!n	HEBIC (Hellenic Bank Identification Code)
HK	3!n	Bank Code of Hong Kong
IE	6!n	Irish National Clearing Code (NSC)

IN	11!c	Indian Financial System Code (IFSC)
IT	10!n	Italian Domestic Identification Code
PL	8!n	Polish National Clearing Code (KNR)
PT	8!n	Portuguese National Clearing Code
RU	9!n	Russian Central Bank Identification Code
SC	6!n	UK Domestic Sort Code
SW	3..5n	Swiss Clearing Code (BC code)
SW	6!n	Swiss Clearing Code (SIC code)

**Network Validated Rules**

Identifier Code must be a registered financial institution BIC (Error code(s): T27, T28, T29, T45).

Identifier Code must be a financial institution BIC. This error code applies to all types of BICs referenced in a FIN message including connected BICs, non-connected BICs, Masters, Synonyms, Live destinations and Test & Training destinations (Error code(s): C05).

**Usage Rules**

Option A is the preferred option.

If the creditor's bank cannot be identified by a financial institution BIC, option C should be used containing a 2!a clearing system code preceded by a double '//'.

Option D must only be used when there is a need to be able to specify a name and address, for example, due to regulatory considerations.

**MT 104 - 23. Field 57a: Debtor's Bank****Format**

Option A	[/1!a] [/34x] 4!a2!a2!c [3!c]	(Party Identifier) (Identifier Code)
Option C	/34x	(Party Identifier)
Option D	[/1!a] [/34x] 4*35x	(Party Identifier) (Name and Address)

**Presence**

Optional in mandatory sequence B

**Definition**

This field specifies the bank which holds the account(s) of the debtor and which will execute the associated transaction in this occurrence of sequence B. This is applicable even if field 59A or 59 contains an IBAN.

**Codes**

In option A, Party Identifier may be used to indicate a national clearing system code.

The following codes may be used, preceded by a double slash '//':

AT	5!n	Austrian Bankleitzahl
AU	6!n	Australian Bank State Branch (BSB) Code
BL	8!n	German Bankleitzahl
CC	9!n	Canadian Payments Association Payment Routing Number
CN	12..14n	China National Advanced Payment System (CNAPS) Code
ES	8..9n	Spanish Domestic Interbanking Code
FW	without 9 digit code	Pay by Fedwire
GR	7!n	HEBIC (Hellenic Bank Identification Code)
HK	3!n	Bank Code of Hong Kong
IE	6!n	Irish National Clearing Code (NSC)
IN	11!c	Indian Financial System Code (IFSC)
IT	10!n	Italian Domestic Identification Code
NZ	6!n	New Zealand National Clearing Code
PL	8!n	Polish National Clearing Code (KNR)
PT	8!n	Portuguese National Clearing Code
SC	6!n	UK Domestic Sort Code

**Codes**

In option C or D, Party Identifier may be used to indicate a national clearing system code.

The following codes may be used, preceded by a double slash '//':

AT	5!n	Austrian Bankleitzahl
AU	6!n	Australian Bank State Branch (BSB) Code
BL	8!n	German Bankleitzahl
CC	9!n	Canadian Payments Association Payment Routing Number
CH	6!n	CHIPS Universal Identifier
CN	12..14n	China National Advanced Payment System (CNAPS) Code
CP	4!n	CHIPS Participant Identifier

ES	8..9n	Spanish Domestic Interbanking Code
FW	9!n	Fedwire Routing Number
GR	7!n	HEBIC (Hellenic Bank Identification Code)
HK	3!n	Bank Code of Hong Kong
IE	6!n	Irish National Clearing Code (NSC)
IN	11!c	Indian Financial System Code (IFSC)
IT	10!n	Italian Domestic Identification Code
NZ	6!n	New Zealand National Clearing Code
PL	8!n	Polish National Clearing Code (KNR)
PT	8!n	Portuguese National Clearing Code
RU	9!n	Russian Central Bank Identification Code
SC	6!n	UK Domestic Sort Code
SW	3..5n	Swiss Clearing Code (BC code)
SW	6!n	Swiss Clearing Code (SIC code)

### Network Validated Rules

Identifier Code must be a registered financial institution BIC (Error code(s): T27, T28, T29, T45).

Identifier Code must be a financial institution BIC. This error code applies to all types of BICs referenced in a FIN message including connected BICs, non-connected BICs, Masters, Synonyms, Live destinations and Test & Training destinations (Error code(s): C05).

### Usage Rules

When field 57a is not present, it means that the Receiver is also the debtor's bank

Option A is the preferred option.

If the debtor's bank cannot be identified by a financial institution BIC, option C should be used containing a 2!a clearing system code preceded by a double '//'.

Option D must only be used in exceptional circumstances: when the party cannot be identified by a financial institution BIC, when there is a need to be able to specify a name and address, for example, due to regulatory considerations or when there is a bilateral agreement between the Sender and the Receiver permitting its use.

When qualified by a clearing system code or an account number, the use of option D will enable the automated processing of the instruction(s) by the Receiver.

## MT 104 - 24. Field 59a: Debtor

### Format

No letter option	[/34x] 4*35x	(Account) (Name and Address)
Option A	[/34x] 4!a2!a2!c[3!c]	(Account) (Identifier Code)

### Presence

Mandatory in mandatory sequence B

### Definition

This field specifies the debtor whose account will be debited according to the direct debit instruction specified in this occurrence of sequence B.

### Network Validated Rules

Although the presence of Account is optional in the field format, for the purpose of this message the Account of the debtor must be present (Error code(s): E10).

Identifier Code must be a registered BIC (Error code(s): T27, T28, T29, T45).

## MT 104 - 25. Field 70: Remittance Information

### Format

4*35x	(Narrative)
-------	-------------

### Presence

Optional in mandatory sequence B

### Definition

This field specifies details of the individual direct debit which are to be transmitted to the debtor.

### Codes

One of the following codes may be used, placed between slashes ('/'):

INV	Invoice	Invoice (followed by the date, reference and details of the invoice).
IPI	International Payment Instruction	Unique reference identifying a related International Payment Instruction (followed by up to 20 characters).
RFB	Reference for debtor	Reference for the debtor (followed by up to 16 characters).
ROC	Reference of Customer	Ordering customer's reference.

## Usage Rules

For clearing purposes, the Sender must check with the Receiver regarding length restrictions of field 70.

The information specified in this field is intended only for the debtor, that is, this information only needs to be conveyed by the Receiver.

Multiple references can be used, if separated with a double slash, '/'. Code must not be repeated between two references of the same kind.

## MT 104 - 26. Field 26T: Transaction Type Code

### Format

Option T                      3!c                      (Type)

### Presence

Conditional (see rule C3) in mandatory sequence B

### Definition

This field identifies the nature of, purpose of, and/or reason for the transaction in the particular occurrence of sequence B, for example, invoices, subscriptions, instalment payments.

### Usage Rules

The information given is intended both for regulatory and statutory requirements and to provide information to the debtor on the nature of the transaction.

Codes must be agreed upon bilaterally.

## MT 104 - 27. Field 77B: Regulatory Reporting

### Format

Option B                      3\*35x                      (Narrative)

In addition to narrative text, structured text with the following line formats may be used:

Line 1	/8a/2!a[//additional information]	(Code) (Country Code) (Narrative)
Lines 2-3	[//continuation of additional information]	(Narrative)

### Presence

Conditional (see rule C3) in mandatory sequence B

### Definition

This field specifies the codes for the statutory and/or regulatory information required by the authorities in the country of the Receiver and/or the Sender.



## Codes

When the residence of either the creditor or the debtor is to be identified, one of the following codes may be used in Code, placed between slashes ('/');

BENEFRES              Residence of the debtor.

ORDERRES             Residence of the creditor.

## Usage Rules

Country Code consists of the ISO country code of the country of residence of the creditor or the debtor.

The information required is covered in the pre-established bilateral agreement between the Sender and the Receiver.

The information specified must not have been explicitly conveyed in another field.

# MT 104 - 28. Field 33B: Currency/Original Ordered Amount

## Format

Option B              3!a15d                              (Currency) (Amount)

## Presence

Optional (referenced in rules C7 and C8) in mandatory sequence B

## Definition

This field specifies the original currency and amount as ordered by the creditor when different from the transaction currency and amount specified in field 32B of the same occurrence of sequence B.

## Network Validated Rules

Currency must be a valid ISO 4217 currency code (Error code(s): T52).

The integer part of Amount must contain at least one digit. A decimal comma is mandatory and is included in the maximum length. The number of digits following the comma must not exceed the maximum number allowed for the specified currency (Error code(s): C03, T40, T43).

# MT 104 - 29. Field 71A: Details of Charges

## Format

Option A              3!a                                      (Code)

## Presence

Conditional (see rule C3) in mandatory sequence B

## Definition

This field specifies which party will bear the charges:

- under the Direct Debit scenario, for the direct debit transaction in this particular occurrence of sequence B.
- under the Request for Direct Debit scenario, for the subsequent direct debit transaction in this particular occurrence of sequence B.

## Codes

One of the following codes must be used (Error code(s): T08):

BEN	Debtor	All transaction charges are to be borne by the debtor.
OUR	Our customer charged	All transaction charges are to be borne by the creditor.
SHA	Shared charges	Under the Direct Debit scenario, the following definition applies: Transaction charges on the Sender's side are to be borne by the creditor, transaction charges on the Receiver's side are to be borne by the debtor. The Sender and the Receiver should be understood as the Sender and the Receiver of the MT 104. Under the Request for Direct Debit scenario, the following definition applies: All transaction charges other than the charges of the Receiver servicing the creditor's account are borne by the debtor. Receiver should be understood as Receiver of the MT 104 (RFDD).

# MT 104 - 30. Field 71F: Sender's Charges

## Format

Option F                      3!a15d                      (Currency) (Amount)

## Presence

Conditional (see rules C6 and C12, also referenced in rule C11) in mandatory sequence B

## Definition

This field specifies the currency and amount of the charges due to the Sender for the individual transaction.

## Network Validated Rules

Currency must be a valid ISO 4217 currency code (Error code(s): T52).

The integer part of Amount must contain at least one digit. A decimal comma is mandatory and is included in the maximum length. The number of digits following the comma must not exceed the maximum number allowed for the specified currency (Error code(s): C03, T40, T43).

## MT 104 - 31. Field 71G: Receiver's Charges

### Format

Option G                      3!a15d                      (Currency) (Amount)

### Presence

Conditional (see rules C6 and C12, also referenced in rule C11) in mandatory sequence B

### Definition

This field specifies the currency and amount of the charges due to the Receiver for the individual transaction.

### Network Validated Rules

Currency must be a valid ISO 4217 currency code (Error code(s): T52).

The integer part of Amount must contain at least one digit. A decimal comma is mandatory and is included in the maximum length. The number of digits following the comma must not exceed the maximum number allowed for the specified currency (Error code(s): C03, T40, T43).

## MT 104 - 32. Field 36: Exchange Rate

### Format

12d                      (Rate)

### Presence

Conditional (see rule C8) in mandatory sequence B

### Definition

This field specifies the exchange rate used to convert the original ordered amount specified in field 33B into the currency of the transaction amount (field 32B) in this occurrence of sequence B.

### Network Validated Rules

The integer part of Rate must contain at least one digit. A decimal comma is mandatory and is included in the maximum length (Error code(s): T40, T43).

## MT 104 - 33. Field 32B: Currency and Settlement Amount

### Format

Option B                      3!a15d                      (Currency) (Amount)

### Presence

Mandatory (referenced in rules C9 and C11) in conditional (see rule C12) sequence C

### Definition

This field specifies the currency and the total settlement amount.

**Network Validated Rules**

Currency must be a valid ISO 4217 currency code (Error code(s): T52).

The integer part of Amount must contain at least one digit. A decimal comma is mandatory and is included in the maximum length. The number of digits following the comma must not exceed the maximum number allowed for the specified currency (Error code(s): C03, T40, T43).

**Usage Rules**

If charges are settled immediately, the settlement amount may also include the total charges, if appropriate.

Because the field can only contain a 15d amount, care must be taken that transactions are only combined in a single MT 104 which do not lead to a total amount that exceeds the 15d limit.

**MT 104 - 34. Field 19: Sum of Amounts****Format**

17d (Amount)

**Presence**

Conditional (see rule C9, also referenced in rule C10) in conditional (see rule C12) sequence C

**Definition**

This field specifies the sum of all transaction amounts appearing in field 32B in each occurrence of sequence B.

**Network Validated Rules**

The integer part of Amount must contain at least one digit. A decimal comma is mandatory and is included in the maximum length. The number of digits following the comma must not exceed the maximum number allowed for the currency specified in field 32B (Error code(s): C03, T40, T43).

**MT 104 - 35. Field 71F: Sum of Sender's Charges****Format**

Option F 3!a15d (Currency) (Amount)

**Presence**

Conditional (see rule C6, also referenced in rules C11 and C12) in conditional (see rule C12) sequence C

**Definition**

This field specifies the total amount of the charges due to the Sender.

**Network Validated Rules**

Currency must be a valid ISO 4217 currency code (Error code(s): T52).

The integer part of Amount must contain at least one digit. A decimal comma is mandatory and is included in the maximum length. The number of digits following the comma must not exceed the maximum number allowed for the specified currency (Error code(s): C03, T40, T43).

## MT 104 - 36. Field 71G: Sum of Receiver's Charges

### Format

Option G	3!a15d	(Currency) (Amount)
----------	--------	---------------------

### Presence

Conditional (see rule C6, also referenced in rule C11) in conditional (see rule C12) sequence C

### Definition

This field specifies the total amount of the charges due to the Receiver.

### Network Validated Rules

Currency must be a valid ISO 4217 currency code (Error code(s): T52).

The integer part of Amount must contain at least one digit. A decimal comma is mandatory and is included in the maximum length. The number of digits following the comma must not exceed the maximum number allowed for the specified currency (Error code(s): C03, T40, T43).

Amount must not equal zero (Error code(s): D57).

## MT 104 - 37. Field 53a: Sender's Correspondent

### Format

Option A	[/1!a] [/34x] 4!a2!a2!c[3!c]	(Party Identifier) (Identifier Code)
Option B	[/1!a] [/34x] [35x]	(Party Identifier) (Location)

### Presence

Optional in conditional (see rule C12) sequence C

### Definition

This field specifies, where required, the account or branch of the Sender through which the Sender wants to be reimbursed by the Receiver.

### Network Validated Rules

Identifier Code must be a registered financial institution BIC (Error code(s): T27, T28, T29, T45).

Identifier Code must be a financial institution BIC. This error code applies to all types of BICs referenced in a FIN message including connected BICs, non-connected BICs, Masters, Synonyms, Live destinations and Test & Training destinations (Error code(s): C05).

### Usage Rules

When there is a single direct account relationship, in the currency of the transaction, between the Receiver and the Sender, and this is the account to be used for crediting the Sender, field 53a must not be present.

In those cases where there are multiple direct account relationships, in the currency of the transaction(s), between the Receiver and the Sender, and one of these accounts is to be used for reimbursement, the account to be credited must be indicated in field 53a, using option B (with the account number only).

If there is no direct account relationship, in the currency of the transaction, between the Receiver and the Sender, then field 53a must be present (with a party identifier and bank identifier).

When field 53a is present and contains a branch of the Sender, the need for a cover message is dependent on the currency of the transaction and the relationship between the Receiver and the branch of the Sender.

A branch of the Receiver may appear in field 53a if the financial institution where the funds must be credited is both the Sender's correspondent and a branch of the Receiver. In this case, the Sender will be paid at the Receiver's branch identified in field 53a.

In all other cases, when field 53a is present, a cover message (that is, MT202/203 or equivalent non-SWIFT) must be sent by the Receiver to the financial institution identified in field 53a.

When field 53B is used to specify a branch city name, it must always be a branch of the Sender.

The use and interpretation of field 53a is, in all cases, dictated by the currency of the transaction and the correspondent relationship between the Receiver and the Sender relative to that currency.

## MT 104 Examples

Because the MT 104 can be used differently in different countries, no universal example can be provided.

## MT 104 Operational Rules and Checklist

This section provides a checklist which can be used by banks as a basis for setting up bilateral or multilateral agreements for the processing of cross-border customer direct debit messages, that is, debit transfers transmitted by MT 104 via FIN or FileAct.

It is recommended that all items listed be covered in the bilateral or multilateral agreements. In order to further facilitate the set up of these agreements, common procedures have been defined, which banks, if they wish, may overwrite.

It is recommended that the law of the debtor's country be applied for the entire transaction, including any rejections/revocations or reversals.

In order to properly effect cross-border debit transfers, it is highly recommended that the parties on the creditor's side clearly understand the national practice of the debtor's country, for example, revocation deadlines. It is therefore strongly recommended that banks consult the country section in addition to the list below to ensure that all relevant items are covered in their bilateral agreements.

The checklist is not intended to provide an exhaustive list of items nor does SWIFT claim any responsibility for it:

- Currencies accepted
- Transaction amount limit
- Settlement
- Type(s) of debit transfer(s)
- Charging options and amounts
- Charges specifications in the MT 104
- Settlement procedures for charges
- Data transmission and bulking criteria
- Dates and time frames
- Message level controls

- Transaction level controls
- Rejects of messages and/or transactions
- Cancellations
- Modifications and changes

# MT 105 EDIFACT Envelope

**Note**      *The use of this message type requires Message User Group (MUG) registration.*

## MT 105 Scope

This message is sent by a financial institution to another financial institution. It is used as an envelope to convey an EDIFACT message.

## MT 105 Format Specifications

### MT 105 EDIFACT Envelope

Status	Tag	Field Name	Content/Options	No.
M	27	Sequence of Total	1!n/1!n	<a href="#">1</a>
M	20	Transaction Reference Number	16x	<a href="#">2</a>
M	21	Related Reference	16x	<a href="#">3</a>
M	12	Sub-Message Type	3!n	<a href="#">4</a>
M	77F	EDIFACT Message	1800y	<a href="#">5</a>
M = Mandatory, O = Optional - Network Validated Rules may apply				

## MT 105 Network Validated Rules

There are no network validated rules for this message type.

## MT 105 Usage Rules

- When using this message you are requested to refer to the official Message Implementation Guidelines (MIGs) which contain full details on the format specifications and field specifications.
- The use and content of this message is governed by an established bilateral agreement between the Sender and Receiver.
- The SWIFT character set 'x' ONLY must be used in fields 27, 20, 21 and 12.
- The EDIFACT syntax and level A character set (the 'y' character set on the SWIFT Network), as defined in the EDIFACT syntax rules (ISO 9735), must be used in field 77F.
- It may not be possible to fit the entire EDIFACT message to be embedded in field 77F into one MT 105. When this is the case the EDIFACT message may be divided at any point within the text up to the maximum field capacity for 77F of 1800 characters. An additional MT 105(s) should then be sent until the entire EDIFACT message has been conveyed.
- When more than one message is required to convey the details of the EDIFACT message embedded in field 77F the content of field 21 Related Reference of the MT 105 must be the same for all the messages in the series.



- It should be noted that, as is the case for all SWIFT messages, the last field in the message (77F) must be followed by a 'CrLf-', to indicate 'End of Text'.
- It is recommended that EDIFACT messages be transported one at a time (that is, that two or more messages are not put in a single MT 105).

## MT 105 Field Specifications

### MT 105 - 1. Field 27: Sequence of Total

#### Format

1!n/1!n (Message Number) (Sequence Number)

#### Presence

Mandatory

#### Definition

The sequence of total specifies the rank of this message in the series and the total number of messages in the series.

#### Usage Rules

When only one MT 105 is necessary the content of field 27 will be '1/1'.

A maximum number of 9 messages may be sent in a series, in the instance below the content of field 27 in the last message of the series will be '9/9'.

#### Example

In the second of three messages, field 27 will be '2/3'.

### MT 105 - 2. Field 20: Transaction Reference Number

#### Format

16x

#### Presence

Mandatory

#### Definition

This field contains the Sender's unambiguous identification of the transaction.

#### Network Validated Rules

This field must not start or end with a slash '/' and must not contain two consecutive slashes '/' (Error code(s): T26).

#### Usage Rules

The detailed form and content of this field are at the discretion of the Sender.

## MT 105 - 3. Field 21: Related Reference

### Format

16x

### Presence

Mandatory

### Definition

This field contains the reference to the associated (enveloped) EDIFACT message.

### Network Validated Rules

This field must not start or end with a slash '/' and must not contain two consecutive slashes '/' (Error code(s): T26).

### Usage Rules

The content of this field should reflect, up to a maximum of 16, the significant characters of the Document/Message Number (Data Element 1004) in the Beginning of the Message (BGM) segment of the EDIFACT message embedded in field 77F. When more than one MT 105 is sent to convey the EDIFACT message, the content of field 21, must be the same for each MT 105 in the series.

This requirement is to facilitate the unambiguous re-association of the separate 'pages' of the transaction, and also to provide a direct link to the EDIFACT message in case of further processing, for example, cancellation.

## MT 105 - 4. Field 12: Sub-Message Type

### Format

3!n

### Presence

Mandatory

### Definition

This field contains the identification of the EDIFACT message contained within field 77F by its recognized numeric code.

### Codes

In addition to FINPAY, Customer payment, for which a three-digit, numeric code is to be allocated, the following list of codes is currently available for use in field 12 of the MT 105:

381	REMAADV	Remittance Advice (Numeric code: 381).
-----	---------	--

### Network Validated Rules

This field must contain a value in the range 100-999 (Error code(s): T18).

## MT 105 - 5. Field 77F: EDIFACT Message

### Format

Option F 1800y

### Presence

Mandatory

### Definition

This field contains the EDIFACT message being sent by the Sender to the Receiver.

### Usage Rules

For the purposes of this message, the EDIFACT syntax, as defined in the EDIFACT syntax rules (ISO 9735), must be used in this field. See the appropriate volume of the EDIFACT Message Implementation Guidelines (MIGs) for guidance on how to complete the EDIFACT message that will be contained in this field.

When the content of field 27: Sequence of Total is other than 1/1, that is, more than one MT 105 is required to convey the contents of the EDIFACT message, the EDIFACT message may be divided at any point up to the maximum field capacity of 1800 characters.

# MT 107 General Direct Debit Message

**Note** The use of this message type requires Message User Group (MUG) registration.

## MT 107 Scope

This message is sent by the creditor's financial institution or another financial institution, to the debtor's financial institution or another financial institution, on behalf of the creditor, to order the debit of the debtor's account and to collect payment from this account.

## MT 107 Format Specifications

The MT 107 consists of three sequences:

- Sequence A General Information is a single occurrence mandatory sequence and contains information to be applied to all individual transactions detailed in sequence B.
- Sequence B Transaction Details is a repetitive mandatory sequence; each occurrence provides details of one individual transaction. Fields which appear in both sequences A and B are mutually exclusive.
- Sequence C Settlement Details is a single occurrence mandatory sequence and provides further settlement information for all transactions mentioned in sequence B.

### MT 107 General Direct Debit Message

Status	Tag	Field Name	Content/Options	No.
<b>Mandatory Sequence A General Information</b>				
M	20	Sender's Reference	16x	<a href="#">1</a>
O	23E	Instruction Code	4!c[/30x]	<a href="#">2</a>
O	21E	Registration Reference	35x	<a href="#">3</a>
M	30	Requested Execution Date	6!n	<a href="#">4</a>
O	51A	Sending Institution	[/1!a][[/34x]<crLf>4!a2!a2!c[3!c]	<a href="#">5</a>
O	50a	Instructing Party	C or L	<a href="#">6</a>
O	50a	Creditor	A or K	<a href="#">7</a>
O	52a	Creditor's Bank	A, C, or D	<a href="#">8</a>
O	26T	Transaction Type Code	3!c	<a href="#">9</a>
O	77B	Regulatory Reporting	3*35x	<a href="#">10</a>
O	71A	Details of Charges	3!a	<a href="#">11</a>
O	72	Sender to Receiver Information	6*35x	<a href="#">12</a>
<b>End of Sequence A General Information</b>				

Status	Tag	Field Name	Content/Options	No.
<b>-----&gt; Mandatory Repetitive Sequence B Transaction Details</b>				
M	21	Transaction Reference	16x	<a href="#">13</a>
O	23E	Instruction Code	4!c[/30x]	<a href="#">14</a>
O	21C	Mandate Reference	35x	<a href="#">15</a>
O	21D	Direct Debit Reference	35x	<a href="#">16</a>
O	21E	Registration Reference	35x	<a href="#">17</a>
M	32B	Currency and Transaction Amount	3!a15d	<a href="#">18</a>
O	50a	Instructing Party	C or L	<a href="#">19</a>
O	50a	Creditor	A or K	<a href="#">20</a>
O	52a	Creditor's Bank	A, C, or D	<a href="#">21</a>
O	57a	Debtor's Bank	A, C, or D	<a href="#">22</a>
M	59a	Debtor	No letter option or A	<a href="#">23</a>
O	70	Remittance Information	4*35x	<a href="#">24</a>
O	26T	Transaction Type Code	3!c	<a href="#">25</a>
O	77B	Regulatory Reporting	3*35x	<a href="#">26</a>
O	33B	Currency/Original Ordered Amount	3!a15d	<a href="#">27</a>
O	71A	Details of Charges	3!a	<a href="#">28</a>
O	71F	Sender's Charges	3!a15d	<a href="#">29</a>
O	71G	Receiver's Charges	3!a15d	<a href="#">30</a>
O	36	Exchange Rate	12d	<a href="#">31</a>
<b>-----  End of Sequence B Transaction Details</b>				
<b>Mandatory Sequence C Settlement Details</b>				
M	32B	Currency and Settlement Amount	3!a15d	<a href="#">32</a>
O	19	Sum of Amounts	17d	<a href="#">33</a>
O	71F	Sum of Sender's Charges	3!a15d	<a href="#">34</a>
O	71G	Sum of Receiver's Charges	3!a15d	<a href="#">35</a>
O	53a	Sender's Correspondent	A or B	<a href="#">36</a>

Status	Tag	Field Name	Content/Options	No.
<b>End of Sequence C Settlement Details</b>				
M = Mandatory, O = Optional - Network Validated Rules may apply				

## MT 107 Network Validated Rules

- C1** Field 23E and field 50a (option A or K) must, independently of each other, be present either in sequence A or in each occurrence of sequence B, but not in both (Error code(s): D86):

Sequence A if field 23E is ...	In each occurrence of sequence B then field 23E is ...
Present	Not allowed
Not present	Mandatory

Sequence A if field 50a (option A or K) is ...	In each occurrence of sequence B then field 50a (option A or K) is ...
Present	Not allowed
Not present	Mandatory

- C2** When present in sequence A, fields 21E, 26T, 77B, 71A, 52a and 50a (option C or L) must, independently of each other, not be present in any occurrence of sequence B. When present in one or more occurrences of sequence B, fields 21E, 26T, 77B, 71A, 52a and 50a (option C or L) must not be present in sequence A (Error code(s): D73):

Sequence A if field 26T is ...	Sequence B then field 26T is ...
Present	Not allowed
Not present	Optional

Sequence A if field 77B is ...	Sequence B then field 77B is ...
Present	Not allowed
Not present	Optional

Sequence A if field 71A is ...	Sequence B then field 71A is ...
Present	Not allowed
Not present	Optional

Sequence A if field 52a is ...	Sequence B then field 52a is ...
Present	Not allowed
Not present	Optional

Sequence A if field 21E is ...	Sequence B then field 21E is ...
Present	Not allowed
Not present	Optional

Sequence A if field 50a (option C or L) is ...	Sequence B then field 50a (option C or L) is ...
Present	Not allowed
Not present	Optional

- C3** If field 21E is present in sequence A, then field 50a (option A or K), must also be present in sequence A. In each occurrence of sequence B, if field 21E is present, then field 50a (option A or K) must also be present in the same occurrence (Error code(s): D77):

Sequence A if field 21E is ...	Sequence A then field 50a (option A or K) is ...
Present	Mandatory
Not present	Optional (See C1)

Sequence B if field 21E is ...	Sequence B then field 50a (option A or K) is ...
Present	Mandatory
Not present	Optional (See C1)

- C4** In sequence A, if field 23E is present and contains RTND then field 72 must be present, in all other cases - that is, field 23E not present, or field 23E does not contain RTND - field 72 is not allowed (Error code(s): C82):

Sequence A if field 23E is ...	Sequence A then field 72 is ...
Equal to RTND	Mandatory
Not equal to RTND	Not allowed
Not present	Not allowed

- C5** If, independently of each other, fields 71F and 71G are present in one or more occurrence of sequence B, then they must also be present in sequence C, and vice versa (Error code(s): D79):

Sequence B if field 71F is ...	Sequence C then field 71F is ...
Present	Mandatory
Not present	Not allowed

Sequence B if field 71G is ...	Sequence C then field 71G is ...
Present	Mandatory
Not present	Not allowed

- C6** In each occurrence of sequence B, if field 33B is present, then the currency code or the amount, or both, must be different between fields 33B and 32B (Error code(s): D21).

Examples:

Valid	Invalid
: 32B:USD1, : 33B:USD2,	: 32B:USD1, : 33B:USD0001,
: 32B:USD1, : 33B:EUR1,	: 32B:USD1, : 33B:USD1,00
: 32B:USD1, : 33B:EUR2,	: 32B:USD1,00 : 33B:USD0001,

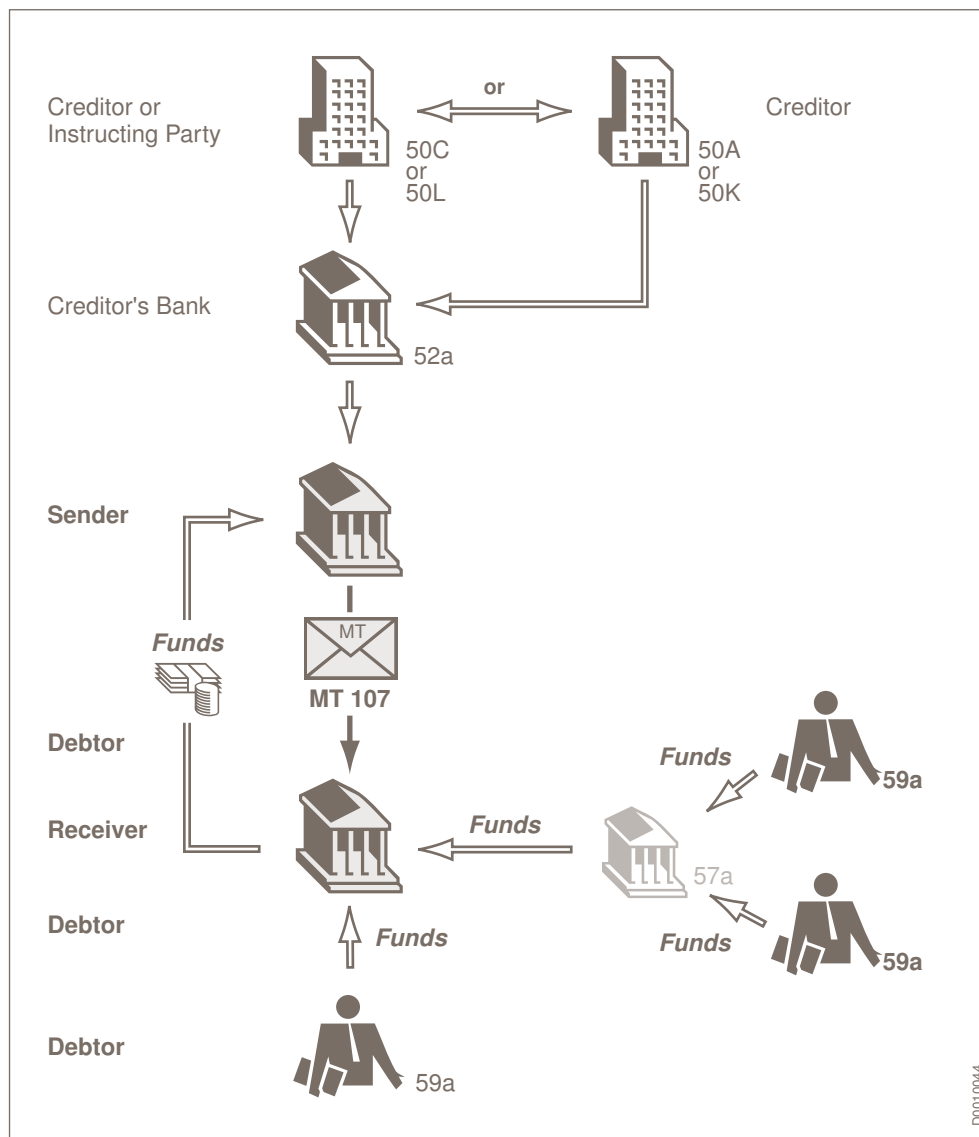
- C7** In any occurrence of sequence B, if field 33B is present and the currency codes in fields 32B and 33B are different, then field 36 must be present. Otherwise, field 36 must not be present (Error code(s): D75).



- C8** The sum of the amounts of fields 32B in sequence B must be put either in field 32B of sequence C when no charges are included, or be put in field 19 of sequence C. In the former case, field 19 must not be present (Error code(s): D80). In the latter case, Field 19 must equal the sum of the amounts in all occurrences of field 32B in sequence B (Error code(s): C01).
- C9** The currency code in fields 32B and 71G in sequences B and C must be the same for all occurrences of these fields in the message (Error code(s): C02).
- The currency code in the charges fields 71F (in sequences B and C) must be the same for all occurrences of these fields in the message (Error code(s): C02).

## MT 107 Usage Rules

The entire chain of parties and the transaction flow is illustrated by the following figure:



The parties mentioned in the chain are not necessarily different entities. The first column of the table below shows the parties that can be omitted in an MT 107. The second column specifies the party which assumes the role of the party in the first column, when it is not present:

If the following party is missing ...	Their function is assumed by ...
Creditor's bank (field 52a)	Sender
Instructing Party (field 50C or 50L)	Creditor (field 50A or 50K)
Debtor's bank (field 57a)	Receiver

The use of the MT 107 is subject to bilateral/multilateral agreements between the Sender and the Receiver. Amongst other things, these bilateral agreements cover information about transaction amount limits and definitions of direct debit schemes. The MT 107 Checklist at the end of this chapter is recommended as a guide for institutions in the setup of their agreements.

## MT 107 Field Specifications

### MT 107 - 1. Field 20: Sender's Reference

#### Format

16x

#### Presence

Mandatory in mandatory sequence A

#### Definition

This field specifies the reference assigned by the Sender to unambiguously identify the message.

#### Network Validated Rules

This field must not start or end with a slash '/' and must not contain two consecutive slashes '/' (Error code(s): T26).

#### Usage Rules

This field must be unique for each message and is part of the file identification and transaction identification which is used in case of queries, cancellations, etc.

### MT 107 - 2. Field 23E: Instruction Code

#### Format

Option E      4!c[/30x]      (Type) (Additional Information)

#### Presence

Conditional (see rule C1, also referenced in rule C4) in mandatory sequence A

**Definition**

This field identifies the type of the direct debit instructions contained in the message.

**Codes**

Type must contain one of the following codes (Error code(s): T47):

AUTH	Pre-authorised direct debit	This message contains pre-authorised direct debit instructions to be processed according to the terms and conditions of the direct debit contract and/or mandate.
NAUT	Non pre-authorised	This message contains non pre-authorised direct debit instructions.
OTHR	Other	Used for bilaterally agreed codes/information. The actual bilateral code/information will be specified in the second subfield.
RTND	Returned	A previously sent MT 107 is being returned, that is, rejected, reversed or revoked.

**Network Validated Rules**

The narrative second subfield can only be used in combination with OTHR (Error code(s): D81).

## MT 107 - 3. Field 21E: Registration Reference

**Format**

Option E 35x

**Presence**

Conditional (see rule C2, also referenced in rule C3) in mandatory sequence A

**Definition**

This field contains the registration reference authorising a creditor to take part in a direct debit scheme.

## MT 107 - 4. Field 30: Requested Execution Date

**Format**

6!n (Date)

**Presence**

Mandatory in mandatory sequence A

**Definition**

This field specifies the requested execution date valid for all transactions contained in the MT 107. The requested execution date is the date on which the Sender requests the Receiver to execute all transactions contained in sequence B.

**Network Validated Rules**

Date must be a valid date expressed as YYMMDD (Error code(s): T50).

## MT 107 - 5. Field 51A: Sending Institution

**Format**

Option A	[/1!a] [/34x] 4!a2!a2!c[3!c]	(Party Identifier) (Identifier Code)
----------	---------------------------------	---

**Presence**

Optional in mandatory sequence A

**Definition**

This field identifies the Sender of the message.

**Network Validated Rules**

Field 51A is only valid in FileAct (Error code(s): D63).

**Usage Rules**

At least the first eight characters of the financial institution BIC in this field must be identical to the originator of this FileAct message.

## MT 107 - 6. Field 50a: Instructing Party

**Format**

Option C	4!a2!a2!c[3!c]	(Identifier Code)
Option L	35x	(Party Identifier)

**Presence**

Conditional (see rule C2) in mandatory sequence A

**Definition**

This field specifies the instructing party ordering all transactions of the message.

**Network Validated Rules**

Identifier Code must be a registered BIC (Error code(s): T27, T28, T29, T45).

**Usage Rules**

This field must only be used when the instructing party is not also the ordering customer.

## MT 107 - 7. Field 50a: Creditor

### Format

Option A	[/34x] 4!a2!a2!c[3!c]	(Account) (Identifier Code)
Option K	[/34x] 4*35x	(Account) (Name and Address)

### Presence

Conditional (see rules C1 and C3) in mandatory sequence A

### Definition

This field specifies the creditor ordering all transactions in the message.

### Network Validated Rules

Identifier Code must be a registered BIC (Error code(s): T27, T28, T29, T45).

### Usage Rules

The name of the creditor must be specified. If the account of the creditor is present, it must be specified in Account.

## MT 107 - 8. Field 52a: Creditor's Bank

### Format

Option A	[/1!a][/34x] 4!a2!a2!c[3!c]	(Party Identifier) (Identifier Code)
Option C	/34x	(Party Identifier)
Option D	[/1!a][/34x] 4*35x	(Party Identifier) (Name and Address)

### Presence

Conditional (see rule C2) in mandatory sequence A

### Definition

This field specifies the creditor's bank, even if field 50A or 50K contain an IBAN, which orders all transactions in the message.

### Codes

In option A, Party Identifier may be used to indicate a national clearing system code.

The following codes may be used, preceded by a double slash '//':

AT	5!n	Austrian Bankleitzahl
AU	6!n	Australian Bank State Branch (BSB) Code

BL	8!n	German Bankleitzahl
CC	9!n	Canadian Payments Association Payment Routing Number
CN	12..14n	China National Advanced Payment System (CNAPS) Code
ES	8..9n	Spanish Domestic Interbanking Code
FW	without 9 digit code	Pay by Fedwire
GR	7!n	HEBIC (Hellenic Bank Identification Code)
HK	3!n	Bank Code of Hong Kong
IE	6!n	Irish National Clearing Code (NSC)
IN	11!c	Indian Financial System Code (IFSC)
IT	10!n	Italian Domestic Identification Code
PL	8!n	Polish National Clearing Code (KNR)
PT	8!n	Portuguese National Clearing Code
SC	6!n	UK Domestic Sort Code

## Codes

In option C or D, Party Identifier may be used to indicate a national clearing system code.

The following codes may be used, preceded by a double slash '//':

AT	5!n	Austrian Bankleitzahl
AU	6!n	Australian Bank State Branch (BSB) Code
BL	8!n	German Bankleitzahl
CC	9!n	Canadian Payments Association Payment Routing Number
CH	6!n	CHIPS Universal Identifier
CN	12..14n	China National Advanced Payment System (CNAPS) Code
CP	4!n	CHIPS Participant Identifier
ES	8..9n	Spanish Domestic Interbanking Code
FW	9!n	Fedwire Routing Number
GR	7!n	HEBIC (Hellenic Bank Identification Code)
HK	3!n	Bank Code of Hong Kong
IE	6!n	Irish National Clearing Code (NSC)

IN	11!c	Indian Financial System Code (IFSC)
IT	10!n	Italian Domestic Identification Code
PL	8!n	Polish National Clearing Code (KNR)
PT	8!n	Portuguese National Clearing Code
RU	9!n	Russian Central Bank Identification Code
SC	6!n	UK Domestic Sort Code
SW	3..5n	Swiss Clearing Code (BC code)
SW	6!n	Swiss Clearing Code (SIC code)

**Network Validated Rules**

Identifier Code must be a registered financial institution BIC (Error code(s): T27, T28, T29, T45).

Identifier Code must be a financial institution BIC. This error code applies to all types of BICs referenced in a FIN message including connected BICs, non-connected BICs, Masters, Synonyms, Live destinations and Test & Training destinations (Error code(s): C05).

**Usage Rules**

Option A is the preferred option.

If the creditor's bank cannot be identified by a financial institution BIC, option C should be used containing a 2!a clearing system code preceded by a double '/'.

Option D must only be used when there is a need to be able to specify a name and address, for example, due to regulatory considerations.

**MT 107 - 9. Field 26T: Transaction Type Code****Format**

Option T                      3!c                      (Type)

**Presence**

Conditional (see rule C2) in mandatory sequence A

**Definition**

This field identifies the nature of, purpose of, and/or reason for all transactions in the message, for example, invoices, subscriptions, instalment payments.

**Usage Rules**

The information given is intended both for regulatory and statutory requirements and to provide information to the debtor on the nature of the transaction.

Codes must be agreed upon bilaterally.

## MT 107 - 10. Field 77B: Regulatory Reporting

### Format

Option B                      3\*35x                      (Narrative)

In addition to narrative text, the following line formats may be used:

Line 1	/8a/2!a[//additional information]	(Code) (Country Code) (Narrative)
Lines 2-3	[//continuation of additional information]	(Narrative)

### Presence

Conditional (see rule C2) in mandatory sequence A

### Definition

This field specifies the codes for the statutory and/or regulatory information required by the authorities in the country of the Receiver and/or the Sender.

### Codes

When the residence of either the creditor or the debtor is to be identified, one of the following codes may be used in Code, placed between slashes ('/').

BENEFRES                      Residence of the debtor.

ORDERRES                      Residence of the creditor.

### Usage Rules

Country Code consists of the ISO country code of the country of residence of the creditor or the debtor.

The information required is covered in the pre-established bilateral agreement between the Sender and the Receiver.

The information specified must not have been explicitly conveyed in another field.

## MT 107 - 11. Field 71A: Details of Charges

### Format

Option A                      3!a                      (Code)

### Presence

Conditional (see rule C2) in mandatory sequence A

### Definition

This field specifies which party will bear the charges for all transactions in the message.



## Codes

One of the following codes must be used (Error code(s): T08):

BEN	Debtor	All transaction charges are to be borne by the debtor.
OUR	Our customer charged	All transaction charges are to be borne by the creditor.
SHA	Shared charges	Transaction charges on the Sender's side are to be borne by the creditor, transaction charges on the Receiver's side are to be borne by the debtor. The Sender and the Receiver should be understood as the Sender and the Receiver of the MT 107.

## MT 107 - 12. Field 72: Sender to Receiver Information

### Format

6\*35x (Narrative Structured Format)

The following line formats must be used:

Line 1	/8c/[additional information]	(Code) (Narrative)
Lines 2-6	[//continuation of additional information] or [/8c/[additional information]]	(Narrative) or (Code) (Narrative)

### Presence

Conditional (see rule C4) in mandatory sequence A

### Definition

This field specifies additional information for the Receiver, that is, Sender of the original message regarding the reason for a return, that is, reversal, rejection or revocation of the whole message.

### Codes

The following codes must be used in this field in the first position of the first line (Code), placed between slashes (/) (Error code(s): D82):

REJT	Rejected	Instruction rejected.
RETN	Return	Return.

### Network Validated Rules

It is mandatory to follow the *Payments Reject/Return Guidelines* described in the [Standards MT Usage Guidelines](#) (Error code(s): T80).

### Usage Rules

The Reject/Return mechanism is used to reject or return all the transactions within the MT 107 message due to for example non-compliance with the domestic scheme requirements. For rejects or returns of a

single transaction within the MT 107 (that is, sequence B), the MT 195 should be used as per the [Standards MT Usage Guidelines](#).

## MT 107 - 13. Field 21: Transaction Reference

### Format

16x

### Presence

Mandatory in mandatory sequence B

### Definition

This field contains the unique reference for the individual transaction.

### Network Validated Rules

This field must not start or end with a slash '/' and must not contain two consecutive slashes '/' (Error code(s): T26).

### Usage Rules

In related transactions the Sender's reference together with the content of this field provides the transaction identification.

## MT 107 - 14. Field 23E: Instruction Code

### Format

Option E      4!c[/30x]      (Type) (Additional Information)

### Presence

Conditional (see rule C1) in mandatory sequence B

### Definition

This field identifies the type of direct debit instruction in the occurrence of sequence B.

### Codes

Type must contain one of the following codes (Error code(s): T47):

AUTH	Pre-authorised direct debit	This message contains pre-authorised direct debit instructions to be processed according to the terms and conditions of the direct debit contract and/or mandate.
NAUT	Non pre-authorised	This occurrence of sequence B contains a non pre-authorised direct debit instruction.
OTHR	Other	Used for bilaterally agreed codes/information. The actual bilateral code/information will be specified in the second subfield.

### Network Validated Rules

The narrative second subfield can only be used in combination with OTHR (Error code(s): D81).

## MT 107 - 15. Field 21C: Mandate Reference

### Format

Option C 35x

### Presence

Optional in mandatory sequence B

### Definition

This field contains the reference of the direct debit mandate which has been agreed upon between the creditor and the debtor.

## MT 107 - 16. Field 21D: Direct Debit Reference

### Format

Option D 35x

### Presence

Optional in mandatory sequence B

### Definition

This field further identifies the direct debit transaction.

## MT 107 - 17. Field 21E: Registration Reference

### Format

Option E 35x

### Presence

Conditional (see rule C2, also referenced in rule C3) in mandatory sequence B

### Definition

This field contains the registration reference authorising a creditor to take part in a direct debit scheme.

## MT 107 - 18. Field 32B: Currency and Transaction Amount

### Format

Option B 3!a15d (Currency) (Amount)

**Presence**

Mandatory (referenced in rules C6, C7, C8, and C9) in mandatory sequence B

**Definition**

This field specifies the currency and the amount to be debited from the debtor's account, subject to addition of charges if field 71A equals BEN or SHA. The debtor's account is identified in field 59a of the same occurrence of sequence B.

**Network Validated Rules**

Currency must be a valid ISO 4217 currency code (Error code(s): T52).

The integer part of Amount must contain at least one digit. A decimal comma is mandatory and is included in the maximum length. The number of digits following the comma must not exceed the maximum number allowed for the specified currency (Error code(s): C03, T40, T43).

## MT 107 - 19. Field 50a: Instructing Party

**Format**

Option C	4!a2!a2!c[3!c]	(Identifier Code)
Option L	35x	(Party Identifier)

**Presence**

Conditional (see rule C2) in mandatory sequence B

**Definition**

This field specifies the instructing party ordering the transaction in this particular occurrence of sequence B.

**Network Validated Rules**

Identifier Code must be a registered BIC (Error code(s): T27, T28, T29, T45).

**Usage Rules**

This field must only be used when the instructing party is not also the ordering customer.

## MT 107 - 20. Field 50a: Creditor

**Format**

Option A	[/34x] 4!a2!a2!c[3!c]	(Account) (Identifier Code)
Option K	[/34x] 4*35x	(Account) (Name and Address)

**Presence**

Conditional (see rules C1 and C3) in mandatory sequence B

## Definition

This field specifies the creditor ordering the transaction in this particular occurrence of sequence B.

## Network Validated Rules

Identifier Code must be a registered BIC (Error code(s): T27, T28, T29, T45).

## Usage Rules

At a minimum, the name of the creditor must be specified. If the account of the creditor is present, it must be specified in Account.

# MT 107 - 21. Field 52a: Creditor's Bank

## Format

Option A	[/1!a] [/34x] 4!a2!a2!c[3!c]	(Party Identifier) (Identifier Code)
Option C	/34x	(Party Identifier)
Option D	[/1!a] [/34x] 4*35x	(Party Identifier) (Name and Address)

## Presence

Conditional (see rule C2) in mandatory sequence B

## Definition

This field specifies the creditor's bank, even if field 50A or 50K contain an IBAN, which orders the transaction in this particular occurrence of sequence B.

## Codes

In option A, Party Identifier may be used to indicate a national clearing system code.

The following codes may be used, preceded by a double slash '//':

AT	5!n	Austrian Bankleitzahl
AU	6!n	Australian Bank State Branch (BSB) Code
BL	8!n	German Bankleitzahl
CC	9!n	Canadian Payments Association Payment Routing Number
CN	12..14n	China National Advanced Payment System (CNAPS) Code
ES	8..9n	Spanish Domestic Interbanking Code
FW	without 9 digit code	Pay by Fedwire
GR	7!n	HEBIC (Hellenic Bank Identification Code)
HK	3!n	Bank Code of Hong Kong

IE	6!n	Irish National Clearing Code (NSC)
IN	11!c	Indian Financial System Code (IFSC)
IT	10!n	Italian Domestic Identification Code
PL	8!n	Polish National Clearing Code (KNR)
PT	8!n	Portuguese National Clearing Code
SC	6!n	UK Domestic Sort Code

**Codes**

In option C or D, Party Identifier may be used to indicate a national clearing system code.

The following codes may be used, preceded by a double slash '//':

AT	5!n	Austrian Bankleitzahl
AU	6!n	Australian Bank State Branch (BSB) Code
BL	8!n	German Bankleitzahl
CC	9!n	Canadian Payments Association Payment Routing Number
CH	6!n	CHIPS Universal Identifier
CN	12..14n	China National Advanced Payment System (CNAPS) Code
CP	4!n	CHIPS Participant Identifier
ES	8..9n	Spanish Domestic Interbanking Code
FW	9!n	Fedwire Routing Number
GR	7!n	HEBIC (Hellenic Bank Identification Code)
HK	3!n	Bank Code of Hong Kong
IE	6!n	Irish National Clearing Code (NSC)
IN	11!c	Indian Financial System Code (IFSC)
IT	10!n	Italian Domestic Identification Code
PL	8!n	Polish National Clearing Code (KNR)
PT	8!n	Portuguese National Clearing Code
RU	9!n	Russian Central Bank Identification Code
SC	6!n	UK Domestic Sort Code
SW	3..5n	Swiss Clearing Code (BC code)

SW	6!n	Swiss Clearing Code (SIC code)
----	-----	--------------------------------

**Network Validated Rules**

Identifier Code must be a registered financial institution BIC (Error code(s): T27, T28, T29, T45).

Identifier Code must be a financial institution BIC. This error code applies to all types of BICs referenced in a FIN message including connected BICs, non-connected BICs, Masters, Synonyms, Live destinations and Test & Training destinations (Error code(s): C05).

**Usage Rules**

Option A is the preferred option.

If the creditor's bank cannot be identified by a financial institution BIC, option C should be used containing a 2!a clearing system code preceded by a double '//'.

Option D must only be used when there is a need to be able to specify a name and address, for example, due to regulatory considerations.

**MT 107 - 22. Field 57a: Debtor's Bank****Format**

Option A	[/1!a] [/34x] 4!a2!a2!c [3!c]	(Party Identifier) (Identifier Code)
Option C	/34x	(Party Identifier)
Option D	[/1!a] [/34x] 4*35x	(Party Identifier) (Name and Address)

**Presence**

Optional in mandatory sequence B

**Definition**

This field specifies the bank which holds the account(s) of the debtor and which will execute the associated transaction in this occurrence of sequence B. This is applicable even if field 59A or 59 contains an IBAN.

**Codes**

In option A, Party Identifier may be used to indicate a national clearing system code.

The following codes may be used, preceded by a double slash '//':

AT	5!n	Austrian Bankleitzahl
AU	6!n	Australian Bank State Branch (BSB) Code
BL	8!n	German Bankleitzahl
CC	9!n	Canadian Payments Association Payment Routing Number
CN	12..14n	China National Advanced Payment System (CNAPS) Code

ES	8..9n	Spanish Domestic Interbanking Code
FW	without 9 digit code	Pay by Fedwire
GR	7!n	HEBIC (Hellenic Bank Identification Code)
HK	3!n	Bank Code of Hong Kong
IE	6!n	Irish National Clearing Code (NSC)
IN	11!c	Indian Financial System Code (IFSC)
IT	10!n	Italian Domestic Identification Code
NZ	6!n	New Zealand National Clearing Code
PL	8!n	Polish National Clearing Code (KNR)
PT	8!n	Portuguese National Clearing Code
SC	6!n	UK Domestic Sort Code

**Codes**

In option C or D, Party Identifier may be used to indicate a national clearing system code.

The following codes may be used, preceded by a double slash '//':

AT	5!n	Austrian Bankleitzahl
AU	6!n	Australian Bank State Branch (BSB) Code
BL	8!n	German Bankleitzahl
CC	9!n	Canadian Payments Association Payment Routing Number
CH	6!n	CHIPS Universal Identifier
CN	12..14n	China National Advanced Payment System (CNAPS) Code
CP	4!n	CHIPS Participant Identifier
ES	8..9n	Spanish Domestic Interbanking Code
FW	9!n	Fedwire Routing Number
GR	7!n	HEBIC (Hellenic Bank Identification Code)
HK	3!n	Bank Code of Hong Kong
IE	6!n	Irish National Clearing Code (NSC)
IN	11!c	Indian Financial System Code (IFSC)
IT	10!n	Italian Domestic Identification Code



NZ	6!n	New Zealand National Clearing Code
PL	8!n	Polish National Clearing Code (KNR)
PT	8!n	Portuguese National Clearing Code
RU	9!n	Russian Central Bank Identification Code
SC	6!n	UK Domestic Sort Code
SW	3..5n	Swiss Clearing Code (BC code)
SW	6!n	Swiss Clearing Code (SIC code)

**Network Validated Rules**

Identifier Code must be a registered financial institution BIC (Error code(s): T27, T28, T29, T45).

Identifier Code must be a financial institution BIC. This error code applies to all types of BICs referenced in a FIN message including connected BICs, non-connected BICs, Masters, Synonyms, Live destinations and Test & Training destinations (Error code(s): C05).

**Usage Rules**

When field 57a is not present, it means that the Receiver is also the debtor's bank

Option A is the preferred option.

If the debtor's bank cannot be identified by a financial institution BIC, option C should be used containing a 2!a clearing system code preceded by a double '/'.

Option D must only be used in exceptional circumstances: when the party cannot be identified by a financial institution BIC, when there is a need to be able to specify a name and address, for example, due to regulatory considerations or when there is a bilateral agreement between the Sender and the Receiver permitting its use.

When qualified by a clearing system code or an account number, the use of option D will enable the automated processing of the instruction(s) by the Receiver.

**MT 107 - 23. Field 59a: Debtor****Format**

No letter option	[ /34x] 4*35x	(Account) (Name and Address)
Option A	[ /34x] 4!a2!a2!c[3!c]	(Account) (Identifier Code)

**Presence**

Mandatory in mandatory sequence B

**Definition**

This field specifies the debtor whose account will be debited according to the direct debit instruction specified in this occurrence of sequence B.

**Network Validated Rules**

Account of the debtor must be present (Error code(s): E10).

Identifier Code must be a registered BIC (Error code(s): T27, T28, T29, T45).

**MT 107 - 24. Field 70: Remittance Information****Format**

4\*35x (Narrative)

**Presence**

Optional in mandatory sequence B

**Definition**

This field specifies details of the individual direct debit which are to be transmitted to the debtor.

**Codes**

One of the following codes may be used, placed between slashes ('/').

INV	Invoice	Invoice (followed by the date, reference and details of the invoice).
IPI	International Payment Instruction	Unique reference identifying a related International Payment Instruction (followed by up to 20 characters).
RFB	Reference for debtor	Reference for the debtor (followed by up to 16 characters).
ROC	Reference of Customer	Ordering customer's reference.

**Usage Rules**

For national clearing purposes, the Sender must check with the Receiver regarding length restrictions of field 70.

The information specified in this field is intended only for the debtor, that is, this information only needs to be conveyed by the Receiver.

Multiple references can be used, if separated with a double slash, '//'. Code must not be repeated between two references of the same kind.

**MT 107 - 25. Field 26T: Transaction Type Code****Format**

Option T 3!c (Type)

**Presence**

Conditional (see rule C2) in mandatory sequence B

## Definition

This field identifies the nature of, purpose of, and/or reason for the transaction in the particular occurrence of sequence B, for example, invoices, subscriptions, instalment payments.

## Usage Rules

The information given is intended both for regulatory and statutory requirements and to provide information to the debtor on the nature of the transaction.

Codes must be agreed upon bilaterally.

# MT 107 - 26. Field 77B: Regulatory Reporting

## Format

Option B	3*35x	(Narrative)
----------	-------	-------------

In addition to narrative text, the following line formats may be used:

Line 1	/8a/2!a[//additional information]	(Code) (Country Code) (Narrative)
Lines 2-3	[//continuation of additional information]	(Narrative)

## Presence

Conditional (see rule C2) in mandatory sequence B

## Definition

This field specifies the codes for the statutory and/or regulatory information required by the authorities in the country of the Receiver and/or the Sender.

## Codes

When the residence of either the creditor or the debtor is to be identified, one of the following codes may be used in Code, placed between slashes ("/"):

BENEFRES	Residence of the beneficiary customer.
ORDERRES	Residence of the ordering customer.

## Usage Rules

Country Code consists of the ISO country code of the country of residence of the creditor or the debtor.

The information required is covered in the pre-established bilateral agreement between the Sender and the Receiver.

The information specified must not have been explicitly conveyed in another field.

## MT 107 - 27. Field 33B: Currency/Original Ordered Amount

### Format

Option B                      3!a15d                      (Currency) (Amount)

### Presence

Optional (referenced in rules C6 and C7) in mandatory sequence B

### Definition

This field specifies the original currency and amount as ordered by the creditor when different from the transaction currency and amount specified in field 32B of the same occurrence of sequence B.

### Network Validated Rules

Currency must be a valid ISO 4217 currency code (Error code(s): T52).

The integer part of Amount must contain at least one digit. A decimal comma is mandatory and is included in the maximum length. The number of digits following the comma must not exceed the maximum number allowed for the specified currency (Error code(s): C03, T40, T43).

## MT 107 - 28. Field 71A: Details of Charges

### Format

Option A                      3!a                      (Code)

### Presence

Conditional (see rule C2) in mandatory sequence B

### Definition

This field specifies which party will bear the charges for the transaction in this particular occurrence of sequence B.

### Codes

One of the following codes must be used (Error code(s): T08):

BEN	Debtor	All transaction charges are to be borne by the debtor.
OUR	Our customer charged	All transaction charges are to be borne by the creditor.
SHA	Shared charges	Transaction charges on the Sender's side are to be borne by the creditor, transaction charges on the Receiver's side are to be borne by the debtor. The Sender and the Receiver should be understood as the Sender and the Receiver of the MT 107.

## MT 107 - 29. Field 71F: Sender's Charges

### Format

Option F                      3!a15d                      (Currency) (Amount)

### Presence

Conditional (see rule C5, also referenced in rule C9) in mandatory sequence B

### Definition

This field specifies the currency and amount of the charges due to the Sender for the individual transaction.

### Network Validated Rules

Currency must be a valid ISO 4217 currency code (Error code(s): T52).

The integer part of Amount must contain at least one digit. A decimal comma is mandatory and is included in the maximum length. The number of digits following the comma must not exceed the maximum number allowed for the specified currency (Error code(s): C03, T40, T43).

## MT 107 - 30. Field 71G: Receiver's Charges

### Format

Option G                      3!a15d                      (Currency) (Amount)

### Presence

Conditional (see rule C5, also referenced in rule C9) in mandatory sequence B

### Definition

This field specifies the currency and amount of the charges due to the Receiver for the individual transaction.

### Network Validated Rules

Currency must be a valid ISO 4217 currency code (Error code(s): T52).

The integer part of Amount must contain at least one digit. A decimal comma is mandatory and is included in the maximum length. The number of digits following the comma must not exceed the maximum number allowed for the specified currency (Error code(s): C03, T40, T43).

## MT 107 - 31. Field 36: Exchange Rate

### Format

12d                      (Rate)

### Presence

Conditional (see rule C7) in mandatory sequence B

**Definition**

This field specifies the exchange rate used to convert the original ordered amount specified in field 33B into the currency of the transaction amount (field 32B) in this occurrence of sequence B.

**Network Validated Rules**

The integer part of Rate must contain at least one digit. A decimal comma is mandatory and is included in the maximum length (Error code(s): T40, T43).

## MT 107 - 32. Field 32B: Currency and Settlement Amount

**Format**

Option B                      3!a15d                      (Currency) (Amount)

**Presence**

Mandatory (referenced in rules C8 and C9) in mandatory sequence C

**Definition**

This field specifies the currency and the total settlement amount.

**Network Validated Rules**

Currency must be a valid ISO 4217 currency code (Error code(s): T52).

The integer part of Amount must contain at least one digit. A decimal comma is mandatory and is included in the maximum length. The number of digits following the comma must not exceed the maximum number allowed for the specified currency (Error code(s): C03, T40, T43).

**Usage Rules**

If charges are settled immediately, the settlement amount may also include the total charges, if appropriate.

Because the field can only contain a 15d amount, care must be taken that transactions are only combined in a single MT 107 which do not lead to a total amount that exceeds the 15d limit.

## MT 107 - 33. Field 19: Sum of Amounts

**Format**

17d                      (Amount)

**Presence**

Conditional (see rule C8) in mandatory sequence C

**Definition**

This field specifies the sum of all transaction amounts appearing in field 32B in each occurrence of sequence B.

**Network Validated Rules**

The integer part of Amount must contain at least one digit. A decimal comma is mandatory and is included in the maximum length. The number of digits following the comma must not exceed the maximum number allowed for the currency specified in field 32B (Error code(s): C03, T40, T43).

**MT 107 - 34. Field 71F: Sum of Sender's Charges****Format**

Option F                      3!a15d                      (Currency) (Amount)

**Presence**

Conditional (see rule C5, also referenced in rule C9) in mandatory sequence C

**Definition**

This field specifies the total amount of the charges due to the Sender.

**Network Validated Rules**

Currency must be a valid ISO 4217 currency code (Error code(s): T52).

The integer part of Amount must contain at least one digit. A decimal comma is mandatory and is included in the maximum length. The number of digits following the comma must not exceed the maximum number allowed for the specified currency (Error code(s): C03, T40, T43).

**MT 107 - 35. Field 71G: Sum of Receiver's Charges****Format**

Option G                      3!a15d                      (Currency) (Amount)

**Presence**

Conditional (see rule C5, also referenced in rule C9) in mandatory sequence C

**Definition**

This field specifies the total amount of the charges due to the Receiver.

**Network Validated Rules**

Currency must be a valid ISO 4217 currency code (Error code(s): T52).

The integer part of Amount must contain at least one digit. A decimal comma is mandatory and is included in the maximum length. The number of digits following the comma must not exceed the maximum number allowed for the specified currency (Error code(s): C03, T40, T43).

Amount must not equal zero (Error code(s): D57).

## MT 107 - 36. Field 53a: Sender's Correspondent

### Format

Option A	[/1!a] [/34x] 4!a2!a2!c[3!c]	(Party Identifier) (Identifier Code)
Option B	[/1!a] [/34x] [35x]	(Party Identifier) (Location)

### Presence

Optional in mandatory sequence C

### Definition

This field specifies, where required, the account or branch of the Sender through which the Sender wants to be reimbursed by the Receiver.

### Network Validated Rules

Identifier Code must be a registered financial institution BIC (Error code(s): T27, T28, T29, T45).

Identifier Code must be a financial institution BIC. This error code applies to all types of BICs referenced in a FIN message including connected BICs, non-connected BICs, Masters, Synonyms, Live destinations and Test & Training destinations (Error code(s): C05).

### Usage Rules

When there is a single direct account relationship, in the currency of the transaction, between the Receiver and the Sender, and this is the account to be used for crediting the Sender, field 53a must not be present.

In those cases where there are multiple direct account relationships, in the currency of the transaction(s), between the Receiver and the Sender, and one of these accounts is to be used for reimbursement, the account to be credited must be indicated in field 53a, using option B (with the account number only).

If there is no direct account relationship, in the currency of the transaction, between the Receiver and the Sender, then field 53a must be present (with a party identifier and bank identifier).

When field 53a is present and contains a branch of the Sender, the need for a cover message is dependent on the currency of the transaction and the relationship between the Receiver and the branch of the Sender.

A branch of the Receiver may appear in field 53a if the financial institution where the funds must be credited is both the Sender's correspondent and a branch of the Receiver. In this case, the Sender will be paid at the Receiver's branch identified in field 53a.

In all other cases, when field 53a is present, a cover message (that is, MT 202/203 or equivalent non-SWIFT) must be sent by the Receiver to the financial institution identified in field 53a.

When field 53B is used to specify a branch city name, it must always be a branch of the Sender.

The use and interpretation of field 53a is, in all cases, dictated by the currency of the transaction and the correspondent relationship between the Receiver and the Sender relative to that currency.

## MT 107 Examples

Because the MT 107 can be used differently in different countries, no universal example can be provided.



## MT 107 Operational Rules and Checklist

This section provides a checklist which can be used by banks as a basis for setting up bilateral or multilateral agreements for the processing of cross-border customer direct debit messages, that is, debit transfers transmitted by MT 107 via FIN or FileAct.

It is recommended that all items listed be covered in the bilateral or multilateral agreements. In order to further facilitate the set up of these agreements, common procedures have been defined, which banks, if they wish, may overwrite.

It is recommended that the law of the debtor's country be applied for the entire transaction, including any rejections/revocations or reversals.

In order to properly effect cross-border debit transfers, it is highly recommended that the parties on the creditor's side clearly understand the national practice of the debtor's country, for example, revocation deadlines. It is therefore strongly recommended that financial institutions consult the country section in addition to the list below to ensure that all relevant items are covered in their bilateral agreements.

The checklist is not intended to provide an exhaustive list of items nor does SWIFT claim any responsibility for it:

- Currencies accepted
- Transaction amount limit
- Settlement
- Type(s) of debit transfer(s)
- Charging options and amounts
- Charges specifications in the MT 107
- Settlement procedures for charges
- Data transmission and bulking criteria
- Dates and time frames
- Message level controls
- Transaction level controls
- Rejects of messages and/or transactions
- Cancellations
- Modifications and changes

# MT 110 Advice of Cheque(s)

## MT 110 Scope

This multiple message is sent by a drawer bank, or a bank acting on behalf of the drawer bank to the bank on which a/several cheque(s) has been drawn (the drawee bank).

It is used to advise the drawee bank, or confirm to an enquiring bank, the details concerning the cheque(s) referred to in the message.

## MT 110 Format Specifications

### MT 110 Advice of Cheque(s)

Status	Tag	Field Name	Content/Options	No.
M	20	Sender's Reference	16x	<a href="#">1</a>
O	53a	Sender's Correspondent	A, B, or D	<a href="#">2</a>
O	54a	Receiver's Correspondent	A, B, or D	<a href="#">3</a>
O	72	Sender to Receiver Information	6*35x	<a href="#">4</a>
----->				
M	21	Cheque Number	16x	<a href="#">5</a>
M	30	Date of Issue	6!n	<a href="#">6</a>
M	32a	Amount	A or B	<a href="#">7</a>
O	50a	Payer	A, F, or K	<a href="#">8</a>
O	52a	Drawer Bank	A, B, or D	<a href="#">9</a>
M	59a	Payee	No letter option or F	<a href="#">10</a>
-----				
M = Mandatory, O = Optional - Network Validated Rules may apply				

## MT 110 Network Validated Rules

- C1** The repetitive sequence must not be present more than ten times (Error code(s): T10).
- C2** The currency code in the amount field 32a must be the same for all occurrences of this field in the message (Error code(s): C02).

# MT 110 Field Specifications

## MT 110 - 1. Field 20: Sender's Reference

### Format

16x

### Presence

Mandatory

### Definition

This field specifies the reference assigned by the Sender to unambiguously identify the message.

### Network Validated Rules

This field must not start or end with a slash '/' and must not contain two consecutive slashes '/' (Error code(s): T26).

## MT 110 - 2. Field 53a: Sender's Correspondent

### Format

Option A	[/1!a] [/34x] 4!a2!a2!c [3!c]	(Party Identifier) (Identifier Code)
Option B	[/1!a] [/34x] [35x]	(Party Identifier) (Location)
Option D	[/1!a] [/34x] 4*35x	(Party Identifier) (Name and Address)

### Presence

Optional

### Definition

This field specifies the account or branch of the Sender or another bank through which the Sender will reimburse the Receiver.

### Network Validated Rules

Identifier Code must be a registered financial institution BIC (Error code(s): T27, T28, T29, T45).

Identifier Code must be a financial institution BIC. This error code applies to all types of BICs referenced in a FIN message including connected BICs, non-connected BICs, Masters, Synonyms, Live destinations and Test & Training destinations (Error code(s): C05).

### Usage Rules

The absence of fields 53a and 54a implies that the single direct account relationship between the Sender and the Receiver, in the currency of the cheques, will be used.

In those cases where there are multiple direct account relationships, in the currency of the transaction, between the Sender and the Receiver, and one of these accounts is to be used for reimbursement, the

account to be credited or debited must be indicated in field 53a, using option B with the party identifier only.

If there is no direct account relationship, in the currency of the transaction, between the Sender and the Receiver (or branch of the Receiver when specified in field 54a), then field 53a must be present.

When field 53a is present and contains a branch of the Sender, the need for a cover message is dependent on the currency of the transaction, the relationship between the Sender and the Receiver and the contents of field 54a, if present.

A branch of the Receiver may appear in field 53a if the financial institution providing reimbursement is both the Sender's correspondent and a branch of the Receiver, and the Sender intends to send a cover message to the branch of the Receiver. In this case, the Receiver will be paid by its branch in field 53a.

In all other cases, when field 53a is present, a cover message, that is MT 202/203 or equivalent non-SWIFT, must be sent to the financial institution identified in field 53a.

When field 53B is used to specify a branch city name, it must always be a branch of the Sender.

The use and interpretation of fields 53a and 54a is, in all cases, dictated by the currency of the transaction and the correspondent relationship between the Sender and Receiver relative to that currency.

## MT 110 - 3. Field 54a: Receiver's Correspondent

### Format

Option A	[/1!a] [/34x] 4!a2!a2!c [3!c]	(Party Identifier) (Identifier Code)
Option B	[/1!a] [/34x] [35x]	(Party Identifier) (Location)
Option D	[/1!a] [/34x] 4*35x	(Party Identifier) (Name and Address)

### Presence

Optional

### Definition

This field specifies the branch of the Receiver or another bank at which the funds will be made available to the Receiver.

### Network Validated Rules

Identifier Code must be a registered financial institution BIC (Error code(s): T27, T28, T29, T45).

Identifier Code must be a financial institution BIC. This error code applies to all types of BICs referenced in a FIN message including connected BICs, non-connected BICs, Masters, Synonyms, Live destinations and Test & Training destinations (Error code(s): C05).

### Usage Rules

The absence of fields 53a and 54a implies that the single direct account relationship between the Sender and the Receiver, in the currency of the cheques, will be used.

In those cases where field 54a contains a branch of the Receiver, and is not preceded by field 53a, or field 53a contains an account of the Sender serviced by the Receiver's branch, the Receiver will claim reimbursement from its branch.

If field 54a contains a branch of the Receiver and field 53a contains a branch of the Sender, the Receiver will claim reimbursement from its branch or will be paid by its branch, depending on the currency of the transfer and the relationship between the Sender and the Receiver.

In all other cases where field 54a contains a branch of the Receiver, the Receiver will be paid by its branch in field 54a.

A branch of the Sender must not appear in field 54a.

If the branch of the Sender or other financial institution specified in field 53a is also the account servicer for the Receiver, field 54a must not be present.

Field 54a containing the name of a financial institution other than the Receiver's branch must be preceded by field 53a; the Receiver will be paid by the financial institution in field 54a.

The use and interpretation of fields 53a and 54a is in all cases dictated by the currency of the transaction and the correspondent relationship between the Sender and Receiver relative to that currency.

## MT 110 - 4. Field 72: Sender to Receiver Information

### Format

6\*35x (Narrative)

In addition to narrative text, structured text with the following formats may be used:

Line 1	/8c/[additional information]	(Code) (Narrative)
Lines 2-6	[//continuation of additional information] or [/8c/[additional information]]	(Narrative) or (Code) (Narrative)

### Presence

Optional

### Definition

This field specifies additional information for the Receiver or other party specified.

### Codes

Unless bilaterally agreed otherwise between the Sender and the Receiver, one of the following codes must be used in Code, placed between slashes ('/')

ACC	Account with institution	Instructions following are for the account with institution.
INS	Instructing institution	The instructing institution which instructed the Sender to execute the transaction.
INT	Intermediary institution	Instructions following are for the intermediary institution.

## Network Validated Rules

If the first six characters in line 1 contain the character string /REJT/ or /RETN/, then it is mandatory to follow the *Payments Reject/Return Guidelines* described in the [Standards MT Usage Guidelines](#) (Error code(s): T80).

## Usage Rules

Field 72 must never be used for information for which another field is intended.

Use of field 72, particularly with uncoded instructions, may cause delay, because, in automated systems, the presence of this field will normally require manual intervention.

It is strongly recommended to use the standard codes proposed above. However, where bilateral agreements covering the use of codes in this field are in effect, the code must conform to the structure of this field.

Each item for which a code exists must start with that code and may be completed with additional information.

Each code used must be between slashes and appear at the beginning of a line. It may be followed by additional narrative text.

Narrative text relating to a preceding code, which is continued on the next line(s), must start with a double slash '//', and, if used, must begin on a new line. Narrative text should preferably be the last information in this field.

This field may include ERI to transport dual currencies, as specified in the chapter entitled "Euro-Related Information (ERI)" in the [Standards MT General Information](#).

In order to comply with the EC-directive on cross border credit transfers, the optional code EXCH may be used to transport an exchange rate. In line with ERI, the code EXCH is placed between slashes, followed by the exchange rate, format 12d, and terminated with another slash.

## Example

:72:/INS/ABNANL2A

# MT 110 - 5. Field 21: Cheque Number

## Format

16x

## Presence

Mandatory

## Definition

This field contains the number of the cheque being advised.

## Network Validated Rules

This field must not start or end with a slash '/' and must not contain two consecutive slashes '/' (Error code(s): T26).

## MT 110 - 6. Field 30: Date of Issue

### Format

6!n (Date)

### Presence

Mandatory

### Definition

This field contains the date on which the cheque was drawn.

### Network Validated Rules

Date must be a valid date expressed as YYMMDD (Error code(s): T50).

## MT 110 - 7. Field 32a: Amount

### Format

Option A 6!n3!a15d (Date) (Currency) (Amount)

Option B 3!a15d (Currency) (Amount)

### Presence

Mandatory (referenced in rule C2)

### Definition

This field specifies the currency and amount of the cheque for which the Sender has credited the Receiver with the cheque amount; it may also specify the value date.

### Network Validated Rules

Date must be a valid date expressed as YYMMDD (Error code(s): T50).

Currency must be a valid ISO 4217 currency code (Error code(s): T52).

The integer part of Amount must contain at least one digit. A decimal comma is mandatory and is included in the maximum length. The number of digits following the comma must not exceed the maximum number allowed for the specified currency (Error code(s): C03, T40, T43).

Currency must be the same for all occurrences of this field in the message (Error code(s): C02).

### Usage Rules

Option A will be used when the Sender has credited the Receiver with the cheque amount.

## MT 110 - 8. Field 50a: Payer

### Format

Option A [/34x] (Account)  
4!a2!a2!c[3!c] (Identifier Code)

Option F	35x 4*(1!n/33x)	(Party Identifier) (Number/Name and Address)
Option K	[/34x] 4*35x	(Account) (Name and Address)

In option F, the following line formats must be used (Error code(s): T54):

Line 1 (subfield Party Identifier)	/34x	(Account)
Lines 2-5 (subfield Number/Name and Address)	1!n/33x	(Number) (Details)

Or

Line 1 (subfield Party Identifier)	4!a/2!a/27x	(Code) (Country Code) (Identifier)
Lines 2-5 (subfield Number/Name and Address)	1!n/33x	(Number) (Details)

## Presence

Optional

## Definition

This field identifies the payer of the cheque.

## Codes

In option F, when Party Identifier is used with the (Code)(Country Code)(Identifier) format, one of the following codes must be used in Code (Error code(s): T55):

ARNU	Alien Registration Number	The code followed by a slash, '/' must be followed by the ISO country code, a slash, '/' and the Alien Registration Number.
CCPT	Passport Number	The code followed by a slash, '/' must be followed by the ISO country code, a slash, '/' and the Passport Number.
CUST	Customer Identification Number	The code followed by a slash, '/' must be followed by the ISO country code of the issuer of the number, a slash, '/', the issuer of the number, a slash, '/' and the Customer Identification Number.
DRLC	Driver's Licence Number	The code followed by a slash, '/' must be followed by the ISO country code of the issuing authority, a slash, '/', the issuing authority, a slash, '/' and the Driver's Licence Number.
EMPL	Employer Number	The code followed by a slash, '/' must be followed by the ISO country code of the registration authority, a slash, '/', the registration authority, a slash, '/' and the Employer Number.
NIDN	National Identity Number	The code followed by a slash, '/' must be followed by the ISO country code, a slash, '/' and the National Identity Number.



SOSE	Social Security Number	The code followed by a slash, '/' must be followed by the ISO country code, a slash, '/' and the Social Security Number.
TXID	Tax Identification Number	The code followed by a slash, '/' must be followed by the ISO country code, a slash, '/' and the Tax Identification Number.

## Codes

In option F, Number must contain one of the following values (Error code(s): T56):

1	Payer's Name	The number followed by a slash, '/' must be followed by the payer's name.
2	Address Line	The number followed by a slash, '/' must be followed by an address line (Address Line can be used to provide, for example, street name and number, or building name).
3	Country and Town	<p>The first occurrence of number 3 must be followed by a slash, '/', the ISO country code and, optionally, additional details that are preceded by a slash '/'.</p> <p>Other occurrences of number 3 must be followed by a slash '/' and the continuation of additional details.</p> <p>Additional details can contain town, which can be complemented by postal code (for example zip) and country subdivision (for example state, province, or county). The country code and town should, preferably, indicate the country and town of residence.</p>
4	Date of Birth	The number followed by a slash, '/' must be followed by the date of birth in the YYYYMMDD format.
5	Place of Birth	The number followed by a slash, '/' must be followed by the ISO country code, a slash '/' and the place of birth.
6	Customer Identification Number	The number followed by a slash, '/' must be followed by the ISO country code of the issuer of the number, a slash, '/', the issuer of the number, a slash, '/' and the customer identification number.
7	National Identity Number	The number followed by a slash, '/' must be followed by the ISO country code, a slash, '/' and the national identity number.
8	Additional Information	<p>The number followed by a slash, '/' is followed by information that completes one of the following:</p> <ul style="list-style-type: none"> <li>the identifier provided in subfield 1 (Party Identifier) used with the (Code)(Country Code)(Identifier) format.</li> <li>the customer identification number provided in subfield 2 (Name and Address) with number 6.</li> <li>the national identity number provided in subfield 2 (Name and Address) with number 7.</li> </ul>

## Network Validated Rules

Identifier Code must be a registered BIC (Error code(s): T27, T28, T29, T45).

In option F, subfield 1 (Party Identifier) used with the (Code)(Country Code)(Identifier) format: Country Code must be a valid ISO country code (Error code(s): T73).

In option F, subfield 2 (Name and Address):

- The first line must start with number 1 (Error code(s): T56).
- Numbers must appear in numerical order (Error code(s): T56).
- A line starting with number 3 must be present (Error code(s): T56).
- The first occurrence of number 3 must be followed by a valid ISO country code (Error code(s): T73).
- Numbers 1, 2, and 3 may be repeated. The same number must not occur more than 2 times (Error code(s): T56).
- Number 4 must not be used without number 5 and vice versa (Error code(s): T56).
- Number 4 must be followed by a valid date in the format YYYYMMDD and this date, local to the sender, must not be later than the date on which the message is successfully sent to SWIFT (Error code(s): T50).
- Numbers 5, 6 and 7 must be followed by a valid ISO country code (Error code(s): T73), a slash '/' and additional Details (Error code(s): T56).
- Numbers 4, 5, 6, 7 and 8 must not be repeated (Error code(s): T56).
- The use of number 8 is only allowed in the following instances (Error code(s): T56):
  - to continue information on the Identifier of the ordering customer provided in subfield 1 (Party Identifier) used with the (Code)(Country Code)(Identifier) format.
  - to continue information on the Customer Identification Number provided in subfield 2 (Name and Address) following number 6.
  - to continue information on the National Identity Number provided in subfield 2 (Name and Address) following number 7.

## Usage Rules

If the account number of the payer is known, it must be stated in Account.

In option F, subfield 2 (Name and Address): Numbers 1, 2 and 3 may be repeated.

In option F, subfield 2 (Name and Address): if number 2 is present, the first occurrence of number 3 must include the town in additional details.

In option F, subfield 1 (Party Identifier) used with the (Code)(Country Code)(Identifier) format: if additional space is required for providing the Identifier of the payer, one of the following options must be used:

1. First option (preferred): Identify the payer with a different identifier where the length is not an issue.
2. Second option: Continue the information in subfield 2 (Name and Address) using number 8.

In option F, subfield 2 (Name and Address): if additional space is required for providing the Customer Identification Number (number 6) or the National Identity Number (number 7) of the payer, one of the following options must be used:

1. First option (preferred): Identify the payer with a different identifier where the length is not an issue.
2. Second option: Continue the information in subfield 2 (Name and Address) using number 8.

When Chinese characters are necessary and when use is bilaterally agreed, the Chinese Commercial Code e-table and guidelines must be followed as published in [www.swift.com](http://www.swift.com) > Standards > Document centre > Market Practice > Chinese Commercial Code eTable Information.

## MT 110 - 9. Field 52a: Drawer Bank

### Format

Option A	[/1!a] [/34x] 4!a2!a2!c[3!c]	(Party Identifier) (Identifier Code)
Option B	[/1!a] [/34x] [35x]	(Party Identifier) (Location)
Option D	[/1!a] [/34x] 4*35x	(Party Identifier) (Name and Address)

### Presence

Optional

### Definition

This field identifies the drawer bank.

### Codes

In option A, Party Identifier may be used to indicate a national clearing system code.

The following codes may be used, preceded by a double slash '//':

AT	5!n	Austrian Bankleitzahl
AU	6!n	Australian Bank State Branch (BSB) Code
BL	8!n	German Bankleitzahl
CC	9!n	Canadian Payments Association Payment Routing Number
CN	12..14n	China National Advanced Payment System (CNAPS) Code
ES	8..9n	Spanish Domestic Interbanking Code
FW	without 9 digit code	Pay by Fedwire
GR	7!n	HEBIC (Hellenic Bank Identification Code)
HK	3!n	Bank Code of Hong Kong
IE	6!n	Irish National Clearing Code (NSC)
IN	11!c	Indian Financial System Code (IFSC)
IT	10!n	Italian Domestic Identification Code
PL	8!n	Polish National Clearing Code (KNR)
PT	8!n	Portuguese National Clearing Code
SC	6!n	UK Domestic Sort Code

## Codes

In option B or D, Party Identifier may be used to indicate a national clearing system code.

The following codes may be used, preceded by a double slash '//':

AT	5!n	Austrian Bankleitzahl
AU	6!n	Australian Bank State Branch (BSB) Code
BL	8!n	German Bankleitzahl
CC	9!n	Canadian Payments Association Payment Routing Number
CH	6!n	CHIPS Universal Identifier
CN	12..14n	China National Advanced Payment System (CNAPS) Code
CP	4!n	CHIPS Participant Identifier
ES	8..9n	Spanish Domestic Interbanking Code
FW	9!n	Fedwire Routing Number
GR	7!n	HEBIC (Hellenic Bank Identification Code)
HK	3!n	Bank Code of Hong Kong
IE	6!n	Irish National Clearing Code (NSC)
IN	11!c	Indian Financial System Code (IFSC)
IT	10!n	Italian Domestic Identification Code
PL	8!n	Polish National Clearing Code (KNR)
PT	8!n	Portuguese National Clearing Code
RU	9!n	Russian Central Bank Identification Code
SC	6!n	UK Domestic Sort Code
SW	3..5n	Swiss Clearing Code (BC code)
SW	6!n	Swiss Clearing Code (SIC code)

## Network Validated Rules

Identifier Code must be a registered financial institution BIC (Error code(s): T27, T28, T29, T45).

Identifier Code must be a financial institution BIC. This error code applies to all types of BICs referenced in a FIN message including connected BICs, non-connected BICs, Masters, Synonyms, Live destinations and Test & Training destinations (Error code(s): C05).

## Usage Rules

This field is used when the drawer bank is a branch of the Sender or a bank other than the Sender of the message.

The coded information contained in field 52a must be meaningful to the Receiver of the message.

Option A is the preferred option.

Option D should only be used when the ordering financial institution has no BIC.

## MT 110 - 10. Field 59a: Payee

### Format

No letter option	[ /34x] 4*35x	(Account) (Name and Address)
Option F	[ /34x] 4*(1!n/33x)	(Account) (Number/Name and Address)

### Presence

Mandatory

### Definition

This field identifies the beneficiary of the cheque.

### Codes

In option F, Number/Name and Address must contain one of the following codes (Error code(s): T56):

1	Payee's Name	The number followed by a slash, '/' must be followed by the payee's name.
2	Address Line	The number followed by a slash, '/' must be followed by an address line (Address Line can be used to provide for example, street name and number, building name or post office box number).
3	Country and Town	<p>The first occurrence of number 3 must be followed by a slash, '/', the ISO country code and, optionally, additional details that are preceded by a slash '/'.  Other occurrences of number 3 must be followed by a slash '/' and the continuation of additional details.  Additional details can contain town, which can be complemented by postal code (for example zip) and country subdivision (for example state, province, or county). The country code and town should, preferably, indicate the country and town of residence, as provided by the ordering customer.</p>

### Network Validated Rules

In option F, for subfield (Number/Name and Address):

- The first line must start with number 1 (Error code(s): T56).
- Numbers must appear in numerical order (Error code(s): T56).
- A line starting with number 3 must be present (Error code(s): T56).
- Numbers 1, 2, and 3 may be repeated. The same number must not occur more than 2 times (Error code(s): T56).
- The first occurrence of number 3 must be followed by a valid ISO country code (Error code(s): T73).

## Usage Rules

Account must not be used.

In option F:

- line numbers may be repeated
- if number 2 is present, the first occurrence of number 3 must include the town in the additional details

When Chinese characters are necessary and when use is bilaterally agreed, the Chinese Commercial Code e-table and guidelines must be followed as published in [www.swift.com](http://www.swift.com) > Standards > Document centre > Market Practice > Chinese Commercial Code eTable Information.

# MT 110 Examples

## Single Advice of Cheque

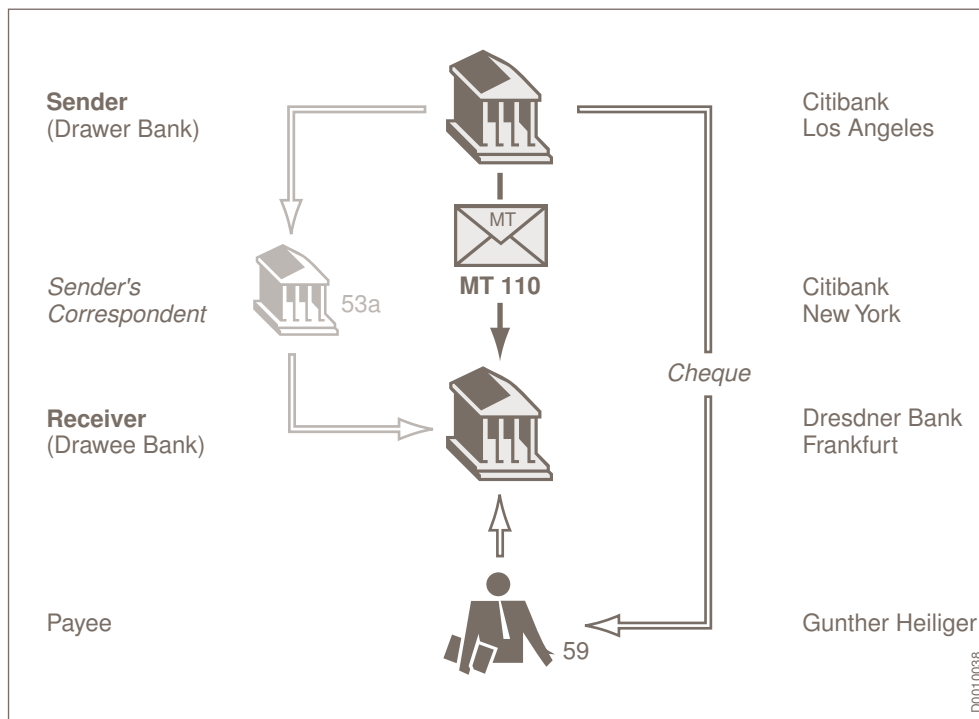
### Narrative

On December 11, 2009, Citibank, Los Angeles, issues its cheque number 9100089, drawn on Citibank, New York's account with Dresdner Bank A.G., Frankfurt.

The cheque is in the amount of euro 1,800. The payee is Gunther Heiliger, Marburg.

Citibank sends an MT 110 to Dresdner Bank, advising it of the cheque, under reference DR98121110192.

### Information Flow



**SWIFT Message**

Explanation	Format
Sender	CITIUS33LAX
Message Type	110
Receiver	DRESDEFF
Message text	
Transaction Reference Number	:20:DR09121110192
Sender's Correspondent <sup>(1)</sup>	:53A:CITIUS33
Cheque Number	:21:9100089
Date of Issue	:30:091211
Amount	:32B:EUR1800,
Payee	:59:GUNTHER HEILIGER MARBURG
End of message text/trailer	

(1) Field 53A indicates the bank for which the Receiver services an account, which is to be used for reimbursement.

**Multiple Advice of Cheque(s)****Narrative**

On August 5, 2009, KBC, Brussels, advises Lloyds Bank, London (reference CHQ293844), of several cheques, issued by its branches, as follows:

	Number	Date	Amount	Branch	Payee
(1)	G304987	09/07/31	GBP 135.66	Leuven (KREDBEBB100)	Peter Bogaert Leuven
(2)	G304988	09/08/03	GBP 523.00	Leuven	Anna Smythe Leuven
(3)	G305766	09/08/04	GBP 324.00	Brugge (KREDBE88)	Georg Grut Brugge





Explanation	Format
Drawer Bank	:52A:KREDBEBB100
Payee	:59:PETER BOGAERT LEUVEN
Cheque Number	:21:G304988
Date of Issue	:30:090801
Amount	:32B:GBP523,
Drawer Bank	:52A:KREDBEBB100
Payee	:59:ANNA SMYTHE LEUVEN
Cheque Number	:21:G305766
Date of Issue	:30:090802
Amount	:32B:GBP324,
Drawer Bank	:52A:KREDBE88
Payee	:59:GEORGE GRUT BRUGGE
End of message text/trailer	

# MT 111 Request for Stop Payment of a Cheque

## MT 111 Scope

This single message type is sent by a drawer bank, or a bank acting on behalf of the drawer bank, to the bank on which a cheque has been drawn (the drawee bank).

It is used to request stop payment of the cheque referred to in the message.

## MT 111 Format Specifications

### MT 111 Request for Stop Payment of a Cheque

Status	Tag	Field Name	Content/Options	No.
M	20	Sender's Reference	16x	<a href="#">1</a>
M	21	Cheque Number	16x	<a href="#">2</a>
M	30	Date of Issue	6!n	<a href="#">3</a>
M	32a	Amount	A or B	<a href="#">4</a>
O	52a	Drawer Bank	A, B, or D	<a href="#">5</a>
O	59	Payee	[/34x]<crLf>4*35x	<a href="#">6</a>
O	75	Queries	6*35x	<a href="#">7</a>
M = Mandatory, O = Optional - Network Validated Rules may apply				

## MT 111 Network Validated Rules

There are no network validated rules for this message type.

## MT 111 Usage Rules

- This message must not be used to request stop payment of a cheque which was issued without a specified payee.
- This message always requires a response, preferably by an MT 112 Status of a Request for Stop Payment of a Cheque.

## MT 111 Guidelines

Information concerning national policies and procedures for stop payments of cheques may be found in the General Country Information file, which is available for download on [www.swiftrefdata.com](http://www.swiftrefdata.com).

# MT 111 Field Specifications

## MT 111 - 1. Field 20: Sender's Reference

### Format

16x

### Presence

Mandatory

### Definition

This field specifies the reference assigned by the Sender to unambiguously identify the message.

### Network Validated Rules

This field must not start or end with a slash '/' and must not contain two consecutive slashes '/' (Error code(s): T26).

## MT 111 - 2. Field 21: Cheque Number

### Format

16x

### Presence

Mandatory

### Definition

This field contains the number of the cheque for which stop payment is being requested.

### Network Validated Rules

This field must not start or end with a slash '/' and must not contain two consecutive slashes '/' (Error code(s): T26).

## MT 111 - 3. Field 30: Date of Issue

### Format

6!n

(Date)

### Presence

Mandatory

### Definition

This field contains the date on which the cheque was drawn.

**Network Validated Rules**

Date must be a valid date expressed as YYMMDD (Error code(s): T50).

**MT 111 - 4. Field 32a: Amount****Format**

Option A	6!n3!a15d	(Date) (Currency) (Amount)
Option B	3!a15d	(Currency) (Amount)

**Presence**

Mandatory

**Definition**

This field specifies the currency and amount of the cheque; it may also specify the value date.

**Network Validated Rules**

Date must be a valid date expressed as YYMMDD (Error code(s): T50).

Currency must be a valid ISO 4217 currency code (Error code(s): T52).

The integer part of Amount must contain at least one digit. A decimal comma is mandatory and is included in the maximum length. The number of digits following the comma must not exceed the maximum number allowed for the specified currency (Error code(s): C03, T40, T43).

**Usage Rules**

When an MT 110 has been sent for the referenced cheque, the contents of this field must be the same as in the MT 110.

When no MT 110 has been sent, option A will be used when the Sender has previously credited the Receiver with the cheque amount.

In all other cases, option B will be used.

**MT 111 - 5. Field 52a: Drawer Bank****Format**

Option A	[/1!a] [/34x] 4!a2!a2!c[3!c]	(Party Identifier) (Identifier Code)
Option B	[/1!a] [/34x] [35x]	(Party Identifier) (Location)
Option D	[/1!a] [/34x] 4*35x	(Party Identifier) (Name and Address)

**Presence**

Optional

**Definition**

This field identifies the drawer bank.

**Codes**

In option A, Party Identifier may be used to indicate a national clearing system code.

The following codes may be used, preceded by a double slash '//':

AT	5!n	Austrian Bankleitzahl
AU	6!n	Australian Bank State Branch (BSB) Code
BL	8!n	German Bankleitzahl
CC	9!n	Canadian Payments Association Payment Routing Number
CN	12..14n	China National Advanced Payment System (CNAPS) Code
ES	8..9n	Spanish Domestic Interbanking Code
FW	without 9 digit code	Pay by Fedwire
GR	7!n	HEBIC (Hellenic Bank Identification Code)
HK	3!n	Bank Code of Hong Kong
IE	6!n	Irish National Clearing Code (NSC)
IN	11!c	Indian Financial System Code (IFSC)
IT	10!n	Italian Domestic Identification Code
PL	8!n	Polish National Clearing Code (KNR)
PT	8!n	Portuguese National Clearing Code
SC	6!n	UK Domestic Sort Code

**Codes**

In option B or D, Party Identifier may be used to indicate a national clearing system code.

The following codes may be used, preceded by a double slash '//':

AT	5!n	Austrian Bankleitzahl
AU	6!n	Australian Bank State Branch (BSB) Code
BL	8!n	German Bankleitzahl
CC	9!n	Canadian Payments Association Payment Routing Number
CH	6!n	CHIPS Universal Identifier
CN	12..14n	China National Advanced Payment System (CNAPS) Code

CP	4!n	CHIPS Participant Identifier
ES	8..9n	Spanish Domestic Interbanking Code
FW	9!n	Fedwire Routing Number
GR	7!n	HEBIC (Hellenic Bank Identification Code)
HK	3!n	Bank Code of Hong Kong
IE	6!n	Irish National Clearing Code (NSC)
IN	11!c	Indian Financial System Code (IFSC)
IT	10!n	Italian Domestic Identification Code
PL	8!n	Polish National Clearing Code (KNR)
PT	8!n	Portuguese National Clearing Code
RU	9!n	Russian Central Bank Identification Code
SC	6!n	UK Domestic Sort Code
SW	3..5n	Swiss Clearing Code (BC code)
SW	6!n	Swiss Clearing Code (SIC code)

**Network Validated Rules**

Identifier Code must be a registered financial institution BIC (Error code(s): T27, T28, T29, T45).

Identifier Code must be a financial institution BIC. This error code applies to all types of BICs referenced in a FIN message including connected BICs, non-connected BICs, Masters, Synonyms, Live destinations and Test & Training destinations (Error code(s): C05).

**Usage Rules**

This field is used when the drawer bank is a branch of the Sender or a bank other than the Sender of the message.

The coded information contained in field 52a must be meaningful to the Receiver of the message.

Option A is the preferred option.

Option D should only be used when the ordering financial institution has no BIC.

**MT 111 - 6. Field 59: Payee****Format**

[ /34x]	(Account)
4*35x	(Name and Address)

**Presence**

Optional

Definition

This field identifies the beneficiary of the cheque.

Usage Rules

Account must not be used.

MT 111 - 7. Field 75: Queries

Format

6\*35x (Narrative)

In addition to narrative text, the following line formats may be used:

Line 1	/2n/[supplement 1][supplement 2]	(Query Number) (Narrative1) (Narrative2)
Lines 2-6	[//continuation of supplementary information] or [/2n/[supplement 1][supplement 2]]	(Narrative) or (Query Number) (Narrative1) (Narrative2)

Presence

Optional

Definition

This field may contain either the reason for stopping the payment of the cheque or a request for reimbursement authorisation.

Codes

For frequently used query texts, the following predefined Query Numbers may be used:

3	We have been advised that the beneficiary did not receive payment/cheque. Please state if and when the transaction was effected.
18	Please authorise us to debit your account.
19	Please refund cover to credit of (1) ... (account/place).
20	Cheque/draft not debited as of closing balance of statement (1) ... (number) dated (2) ... (YYMMDD).
21	Cheque has been stolen/lost.

Usage Rules

Where a message contains more than one query, each query must appear on a separate line.  
Numbers in brackets, for example, (1), mean that supplementary information is required. This supplementary information must be the first information following the code number.

When supplement 2 is used, that is, two different pieces of supplementary information are provided, the second piece of information should be preceded by a slash '/'.

## MT 111 Examples

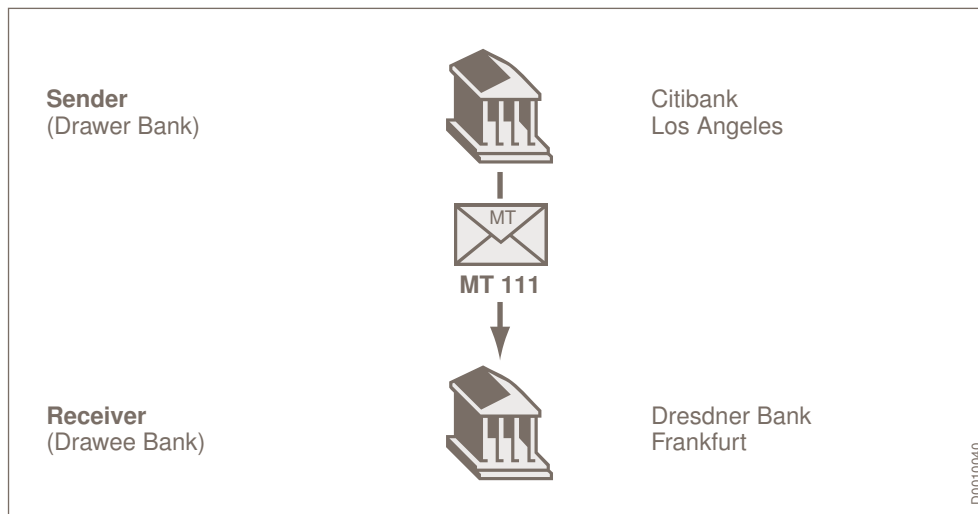
### Narrative

On January 14, 2009, Citibank, Los Angeles, issues a request for a stop payment on cheque number 9100089, drawn on Citibank, New York's account with Dresdner Bank A.G., Frankfurt.

The draft has apparently been lost in transit.

Citibank sends an MT 111 to Dresdner Bank, under reference 41387931STP.

### Information Flow



### SWIFT Message

Explanation	Format
Sender	CITIUS33
Message Type	111
Receiver	DRESDEFF
Message text	
Sender's Reference	:20:41387931STP
Cheque Number	:21:9100089
Date of Issue	:30:081211
Amount	:32B:EUR1800,
Payee	:59:GUNTHER HEILIGER MARBURG
Queries	:75:/21/



Explanation	Format
End of message text/trailer	

# MT 112 Status of a Request for Stop Payment of a Cheque

## MT 112 Scope

This message type is sent by the drawee bank (on which a cheque is drawn) to the drawer bank or the bank acting on behalf of the drawer bank.

It is used to indicate what actions have been taken in attempting to stop payment of the cheque referred to in the message.

## MT 112 Format Specifications

### MT 112 Status of a Request for Stop Payment of a Cheque

Status	Tag	Field Name	Content/Options	No.
M	20	Transaction Reference Number	16x	<a href="#">1</a>
M	21	Cheque Number	16x	<a href="#">2</a>
M	30	Date of Issue	6!n	<a href="#">3</a>
M	32a	Amount	A or B	<a href="#">4</a>
O	52a	Drawer Bank	A, B, or D	<a href="#">5</a>
O	59	Payee	[/34x]<crLf>4*35x	<a href="#">6</a>
M	76	Answers	6*35x	<a href="#">7</a>
M = Mandatory, O = Optional - Network Validated Rules may apply				

## MT 112 Network Validated Rules

There are no network validated rules for this message type.

## MT 112 Usage Rules

This message may respond to an earlier MT 111 Request for Stop Payment of a Cheque.

# MT 112 Field Specifications

## MT 112 - 1. Field 20: Transaction Reference Number

### Format

16x

### Presence

Mandatory

### Definition

This field specifies the reference assigned by the Sender to unambiguously identify the message.

### Network Validated Rules

This field must not start or end with a slash '/' and must not contain two consecutive slashes '/' (Error code(s): T26).

## MT 112 - 2. Field 21: Cheque Number

### Format

16x

### Presence

Mandatory

### Definition

This field contains the number of the cheque to which this message refers.

### Network Validated Rules

This field must not start or end with a slash '/' and must not contain two consecutive slashes '/' (Error code(s): T26).

## MT 112 - 3. Field 30: Date of Issue

### Format

6!n

(Date)

### Presence

Mandatory

### Definition

This field contains the date on which the cheque was drawn.

**Network Validated Rules**

Date must be a valid date expressed as YYMMDD (Error code(s): T50).

**MT 112 - 4. Field 32a: Amount****Format**

Option A	6!n3!a15d	(Date) (Currency) (Amount)
Option B	3!a15d	(Currency) (Amount)

**Presence**

Mandatory

**Definition**

This field identifies the currency and amount of the cheque; it may also specify the value date.

**Network Validated Rules**

Date must be a valid date expressed as YYMMDD (Error code(s): T50).

Currency must be a valid ISO 4217 currency code (Error code(s): T52).

The integer part of Amount must contain at least one digit. A decimal comma is mandatory and is included in the maximum length. The number of digits following the comma must not exceed the maximum number allowed for the specified currency (Error code(s): C03, T40, T43).

**Usage Rules**

When the message is in response to an MT 111 Request for Stop Payment of a Cheque, the contents of this field must be the same as field 32a of the MT 111.

If the request for stop payment has not been received via an MT 111, option A will be used when the drawer bank has previously credited the drawee bank with the cheque amount. It contains the value date, currency code and amount of the cheque.

In all other cases, option B must be used.

**MT 112 - 5. Field 52a: Drawer Bank****Format**

Option A	[/1!a] [/34x] 4!a2!a2!c[3!c]	(Party Identifier) (Identifier Code)
Option B	[/1!a] [/34x] [35x]	(Party Identifier) (Location)
Option D	[/1!a] [/34x] 4*35x	(Party Identifier) (Name and Address)

**Presence**

Optional

**Definition**

This field identifies the drawer bank when other than the Sender.

**Codes**

In option A, Party Identifier may be used to indicate a national clearing system code.

The following codes may be used, preceded by a double slash '//':

AT	5!n	Austrian Bankleitzahl
AU	6!n	Australian Bank State Branch (BSB) Code
BL	8!n	German Bankleitzahl
CC	9!n	Canadian Payments Association Payment Routing Number
CN	12..14n	China National Advanced Payment System (CNAPS) Code
ES	8..9n	Spanish Domestic Interbanking Code
FW	without 9 digit code	Pay by Fedwire
GR	7!n	HEBIC (Hellenic Bank Identification Code)
HK	3!n	Bank Code of Hong Kong
IE	6!n	Irish National Clearing Code (NSC)
IN	11!c	Indian Financial System Code (IFSC)
IT	10!n	Italian Domestic Identification Code
PL	8!n	Polish National Clearing Code (KNR)
PT	8!n	Portuguese National Clearing Code
SC	6!n	UK Domestic Sort Code

**Codes**

In option B or D, Party Identifier may be used to indicate a national clearing system code.

The following codes may be used, preceded by a double slash '//':

AT	5!n	Austrian Bankleitzahl
AU	6!n	Australian Bank State Branch (BSB) Code
BL	8!n	German Bankleitzahl
CC	9!n	Canadian Payments Association Payment Routing Number
CH	6!n	CHIPS Universal Identifier
CN	12..14n	China National Advanced Payment System (CNAPS) Code

CP	4!n	CHIPS Participant Identifier
ES	8..9n	Spanish Domestic Interbanking Code
FW	9!n	Fedwire Routing Number
GR	7!n	HEBIC (Hellenic Bank Identification Code)
HK	3!n	Bank Code of Hong Kong
IE	6!n	Irish National Clearing Code (NSC)
IN	11!c	Indian Financial System Code (IFSC)
IT	10!n	Italian Domestic Identification Code
PL	8!n	Polish National Clearing Code (KNR)
PT	8!n	Portuguese National Clearing Code
RU	9!n	Russian Central Bank Identification Code
SC	6!n	UK Domestic Sort Code
SW	3..5n	Swiss Clearing Code (BC code)
SW	6!n	Swiss Clearing Code (SIC code)

**Network Validated Rules**

Identifier Code must be a registered financial institution BIC (Error code(s): T27, T28, T29, T45).

Identifier Code must be a financial institution BIC. This error code applies to all types of BICs referenced in a FIN message including connected BICs, non-connected BICs, Masters, Synonyms, Live destinations and Test & Training destinations (Error code(s): C05).

**Usage Rules**

This field will be used when the drawer bank is a branch of the Receiver or a bank other than the Receiver of the message.

The coded information contained in field 52a must be meaningful to the Receiver of the message.

Option A is the preferred option.

Option D should only be used when the ordering financial institution has no BIC.

**MT 112 - 6. Field 59: Payee****Format**

[ /34x]	(Account)
4*35x	(Name and Address)

**Presence**

Optional

Definition

This field identifies the beneficiary of the cheque.

Usage Rules

Account must not be used.

MT 112 - 7. Field 76: Answers

Format

6\*35x (Narrative)

In addition to narrative text, the following line formats may be used:

Line 1	/2n/[supplement 1][supplement 2]	(Answer Number) (Narrative1) (Narrative2)
Lines 2-6	[//continuation of supplementary information] or [/2n/[supplement 1][supplement 2]]	(Narrative) or (Answer Number) (Narrative1) (Narrative2)

Presence

Mandatory

Definition

This field must include information as to whether or not the stop payment has been effected. In addition, a response should be given to any request for reimbursement authorisation.

Codes

For frequently used answer texts, the following predefined Answer Numbers may be used:

2	We hereby confirm that the transaction has been effected and advised on (1) ... (YYMMDD).	in response to Query 3 or 20
10	We authorise you to debit our account.	in response to Query 18
11	Cover refunded to the credit of (1) ... (account/place).	in response to Query 19
12	Stop instructions are not acceptable. (Reason)	

- 13 Stop instructions duly recorded.  
(Further details, where applicable) in response to Query 21
- 14 Stop instructions valid until (1) ...  
(YYMMDD).

### Usage Rules

Where a message contains more than one answer, each answer must appear on a separate line.

Numbers in brackets, for example, (1), mean that supplementary information is required. This supplementary information must be the first information following the code number.

When supplement 2 is used, that is, two different pieces of supplementary information are provided, it must be preceded by a slash "/".

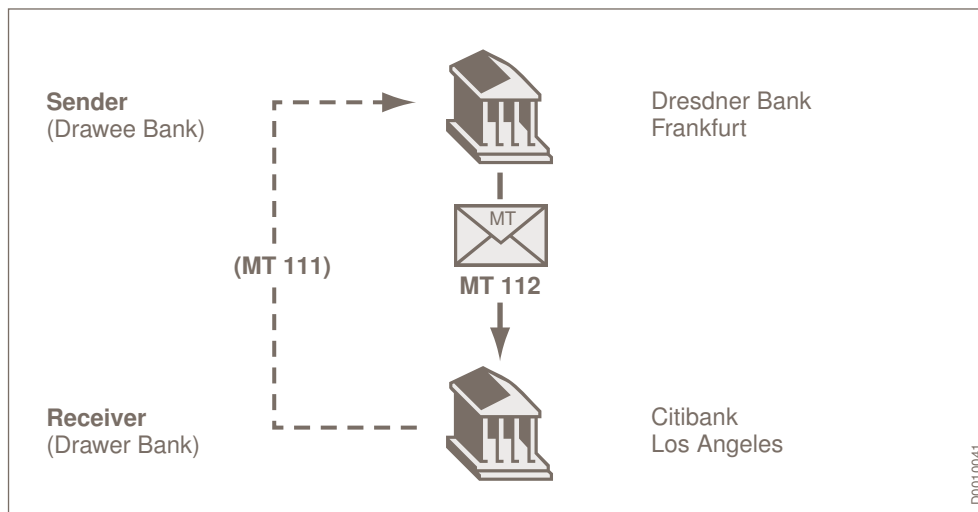
## MT 112 Examples

### Narrative

On January 15, 2010, Dresdner Bank, Frankfurt, confirms the placement of its stop payment on draft number 9800089, drawn on Citibank, New York's account.

Dresdner Bank sends an MT 112 to Citibank, Los Angeles, under reference 287299329892.

### Information Flow



### SWIFT Message

Explanation	Format
Sender	DRESDEFF
Message Type	112



Explanation	Format
Receiver	CITIUS33
Message text	
Transaction Reference Number	:20:2872993298292
Cheque Number	:21:9800089
Date of Issue	:30:091211
Amount	:32B:EUR1800,
Payee	:59:GUNTHER HEILIGER MARBURG
Answers <sup>(1)</sup>	:76:/13/ /14/090711
End of message text/trailer	

(1) /13/ is confirmation that the stop payment has been effected; /14/ indicates the date until which the stop payment will be in effect.

# MT 190 Advice of Charges, Interest and Other Adjustments

See [Category n - Common Group Messages](#), *Chapter n90 Advice of Charges, Interest and Other Adjustments* for details concerning this message type.

# MT 191 Request for Payment of Charges, Interest and Other Expenses

See [Category n - Common Group Messages](#), *Chapter n91 Request for Payment of Charges, Interest and Other Expenses* for details concerning this message type.

---

# MT 192 Request for Cancellation

See [Category n - Common Group Messages](#), *Chapter n92 Request for Cancellation* for details concerning this message type.

---

## MT 195 Queries

See [Category n - Common Group Messages](#), *Chapter n95 Queries* for details concerning this message type.

## MT 196 Answers

See [Category n - Common Group Messages](#), *Chapter n96 Answers* for details concerning this message type.

---

# MT 198 Proprietary Message

See [Category n - Common Group Messages](#), *Chapter n98 Proprietary Message* for details concerning this message type.

---

# MT 199 Free Format Message

See [Category n - Common Group Messages](#), *Chapter n99 Free Format Message* for details concerning this message type.



# Glossary of Terms

In addition to the definitions which appear in the [Standards MT General Information](#), Glossary of Terms, the following terms apply to category 1 message types:

<b>Available Funds</b>	Funds available for transfer or withdrawal in cash.
<b>Bankleitzahl</b>	An eight digit numeric code used to identify banks in Germany. It may only be assigned, changed or cancelled by Deutsche Bundesbank, in Germany.
<b>CHIPS (Clearing House Interbank Payments System)</b>	A private telecommunications payment service operated by the New York Clearing House Association for banks in the New York area, which handles US dollar payments only.
<b>CHIPS Participant</b>	A bank authorized to send and receive payments on the CHIPS system.
<b>CHIPS Participant ID (ABA Number)</b>	A unique number identifying a CHIPS participant. The first four digits are the participant's number, followed by a one digit group identifier. For Swift purposes, only the first four digits of the CHIPS Participant ID will be used.
<b>CHIPS Settling Participant</b>	A CHIPS Participant responsible for the settlement of its own CHIPS net debit or credit position at the end of the CHIPS business day.
<b>CHIPS Universal Identifier (U.I.D.)</b>	A unique six digit number assigned by CHIPS to identify an account.
<b>Cover Payment</b>	The reimbursement of a correspondent for a payment.
<b>Debit Transfer Contract</b>	The agreement between the creditor and its own account-holding institution, relating to the services offered and under what terms. It is accepted without reference in the text, that there is an underlying contract between the creditor and the debtor for the service which has been provided, and which requires payment. Agreement also exists between the account-holding institution and the body which acts as the data processing centre and/or clearing centre for direct debit transactions.
<b>Debit Transfer Mandate</b>	A debit transfer mandate is an agreement between a creditor and a debtor and possibly the debtor's bank. It authorises the creditor to debit the debtor's account according to the terms of the debit transfer mandate.
<b>Drawee Bank</b>	The bank on which a cheque is drawn. It is the bank which is expected to accept and pay a cheque.
<b>Drawer Bank</b>	The bank which signs the cheque giving an order to another bank (drawee bank) to pay the amount for which the cheque is drawn.
<b>Federal Funds</b>	US dollars on deposit at a Federal Reserve Bank in the United States.
<b>Fedwire</b>	A payment service operated by the US Federal Reserve System as a private wire network for transfers between financial institutions having accounts at the Federal Reserve Bank.
<b>Fedwire Routing Number</b>	A nine digit numeric code used to identify banks in the United States.

<b>Funds Transfer</b>	Complete movement of funds between the originator and the beneficiary. A funds transfer may consist of one or more funds transfer transactions.
<b>Funds Transfer Transaction</b>	The movement of funds directly between two parties, involving no intermediaries other than a payment or communications service.
<b>Immediate Funds</b>	Same day funds in which the settlement is simultaneous with execution of the transaction.
<b>Instructing Party</b>	The party instructing the Sender to execute a transaction.
<b>Intermediary Reimbursement Institution</b>	For Swift purposes, an institution receiving funds on behalf of the Receiver's Correspondent from the Sender's Correspondent.
<b>Originator</b>	Initiator of the transfer instructions. Equivalent to the ordering customer, for example, field 50a in the MT 103.
<b>Originator's Institution</b>	Identifies the financial institution which is acting for the Originator of the transfer. Equivalent to the ordering institution, for example, field 52a in the MT 103.
<b>Payee</b>	The beneficiary of a cheque.
<b>Remitter</b>	The party which is the source of funds in a payment order.
<b>Same Day Funds</b>	The funds available for transfer today, or for withdrawal in cash, subject to the settlement of the transaction through the payment mechanism used.
<b>Settlement</b>	A transfer of funds to complete one or more prior transactions made, subject to final accounting.

# Legal Notices

## Copyright

SWIFT © 2023. All rights reserved.

## Disclaimer

The information in this publication may change from time to time. You must always refer to the latest available version.

## SWIFT Standards Intellectual Property Rights (IPR) Policy - End-User License Agreement

SWIFT Standards are licensed subject to the terms and conditions of the *SWIFT Standards IPR Policy - End-User License Agreement*, available at [www.swift.com](http://www.swift.com) > [About Us](#) > [Legal](#) > [IPR Policies](#) > [SWIFT Standards IPR Policy](#).

## Translations

The English version of SWIFT documentation is the only official and binding version.

## Trademarks

SWIFT is the trade name of S.W.I.F.T. SC. The following are registered trademarks of SWIFT: 3SKey, Innotribe, MyStandards, Sibos, SWIFT, SWIFTNet, SWIFT Institute, the Standards Forum logo, the SWIFT logo, SWIFT gpi with logo, the SWIFT gpi logo, and UETR. Other product, service, or company names in this publication are trade names, trademarks, or registered trademarks of their respective owners.